



US00D720591S

(12) **United States Design Patent**
Carl

(10) **Patent No.:** **US D720,591 S**
(45) **Date of Patent:** **** Jan. 6, 2015**

- (54) **SCREWDRIVER**
- (75) Inventor: **Ross Carl**, River Forest, IL (US)
- (73) Assignee: **Sears Brands, L.L.C.**, Hoffman Estates, IL (US)
- (**) Term: **14 Years**
- (21) Appl. No.: **29/424,329**
- (22) Filed: **Jun. 11, 2012**
- (51) **LOC (10) Cl.** **08-04**
- (52) **U.S. Cl.**
USPC **D8/85**
- (58) **Field of Classification Search**
USPC D8/82-87, 98-99, 105, 107;
81/177.1-177.7, 436, 438, 489
See application file for complete search history.

- D531,005 S * 10/2006 Chang D8/107
- D563,752 S * 3/2008 Fach D8/83
- D565,379 S * 4/2008 Williams et al. D8/83
- D661,171 S * 6/2012 Chen D8/86

* cited by examiner

Primary Examiner — Susan E Krakower

Assistant Examiner — Roselynn Cody

(74) *Attorney, Agent, or Firm* — McAndrews Held & Malloy, Ltd.

(57) **CLAIM**

What is claimed is the ornamental design for a screwdriver, as shown and described.

DESCRIPTION

FIG. 1 is a right front perspective view of a screwdriver showing the new design;
FIG. 2 is a top plan view thereof;
FIG. 3 is a bottom plan view thereof;
FIG. 4 is a right side elevational view thereof;
FIG. 5 is a left side elevational view thereof;
FIG. 6 is a front elevational view thereof; and,
FIG. 7 is a rear elevational view thereof.

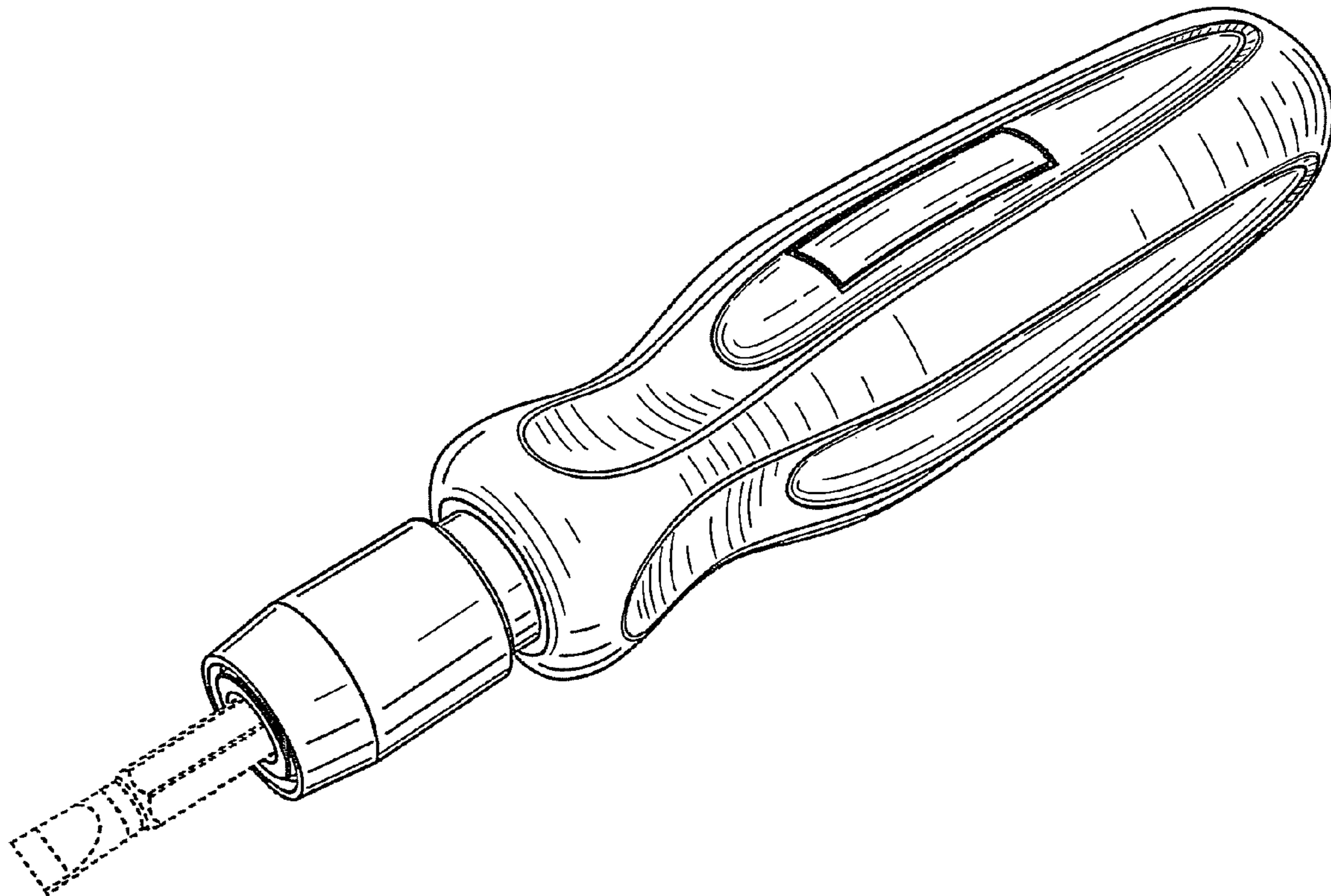
The elements shown in dotted lines are provided for illustrative purposes only and form no part of the design claimed.

1 Claim, 4 Drawing Sheets

(56) **References Cited**

U.S. PATENT DOCUMENTS

- D310,011 S * 8/1990 Holland-Letz D8/82
- D377,745 S * 2/1997 Laun D8/107
- D463,243 S * 9/2002 Lisle et al. D8/107
- D475,268 S * 6/2003 Lisle et al. D8/107
- D482,590 S * 11/2003 Lisle et al. D8/107



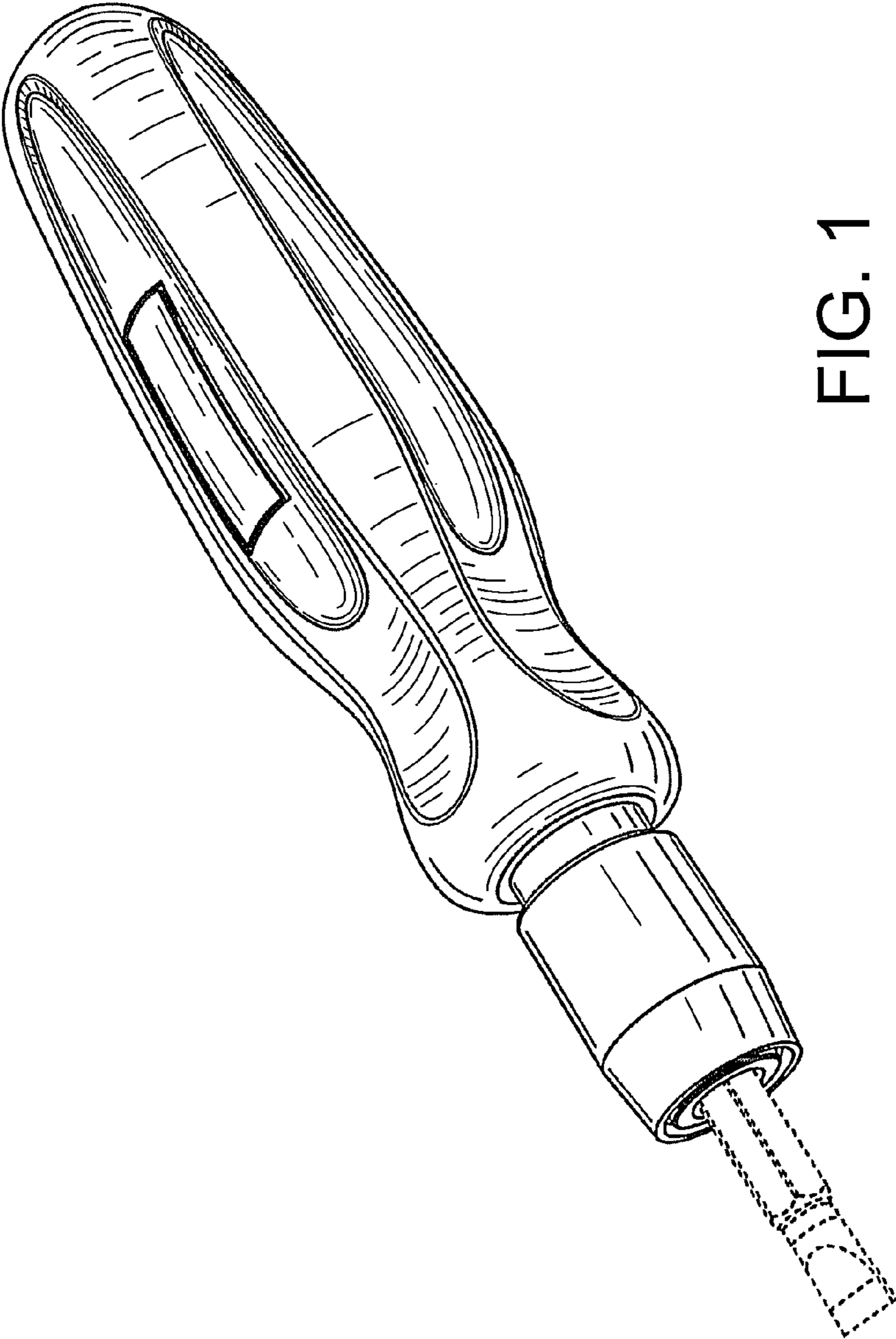


FIG. 1

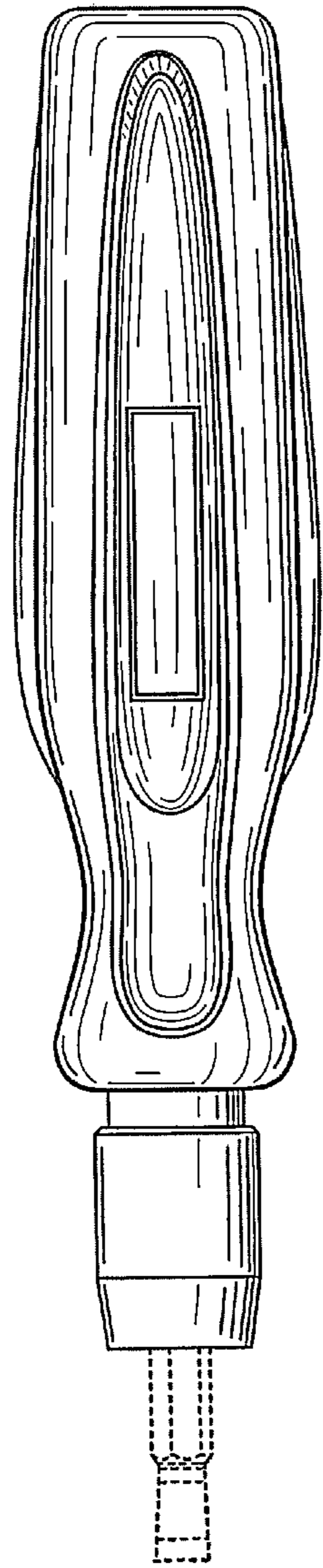


FIG. 2

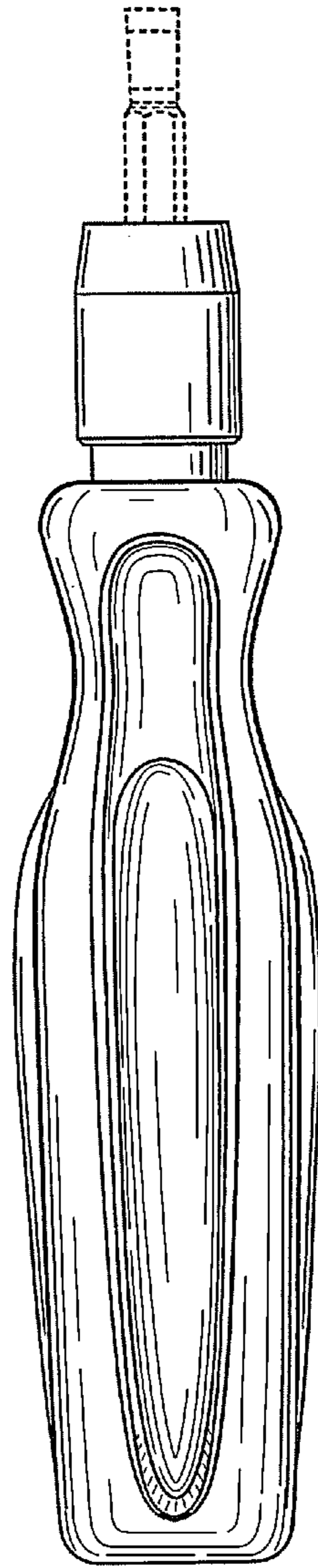


FIG. 3

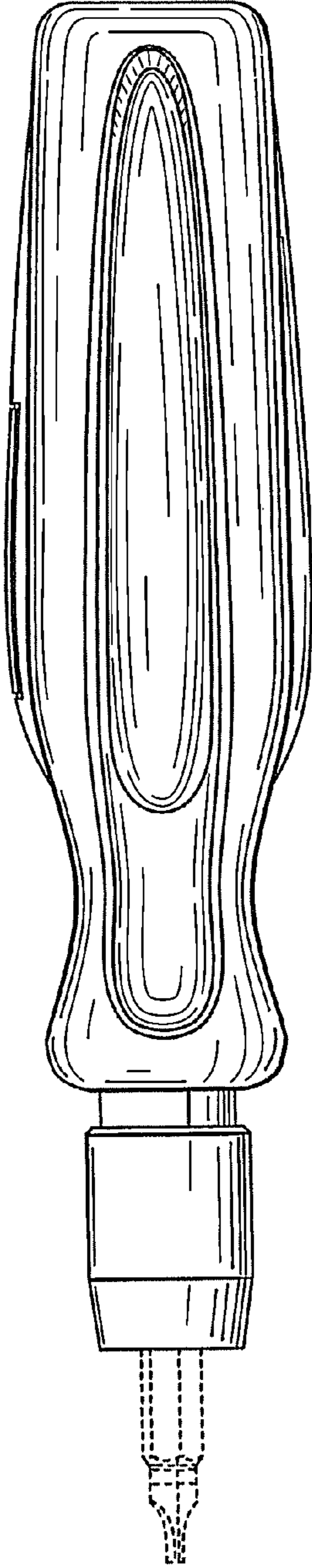


FIG. 4

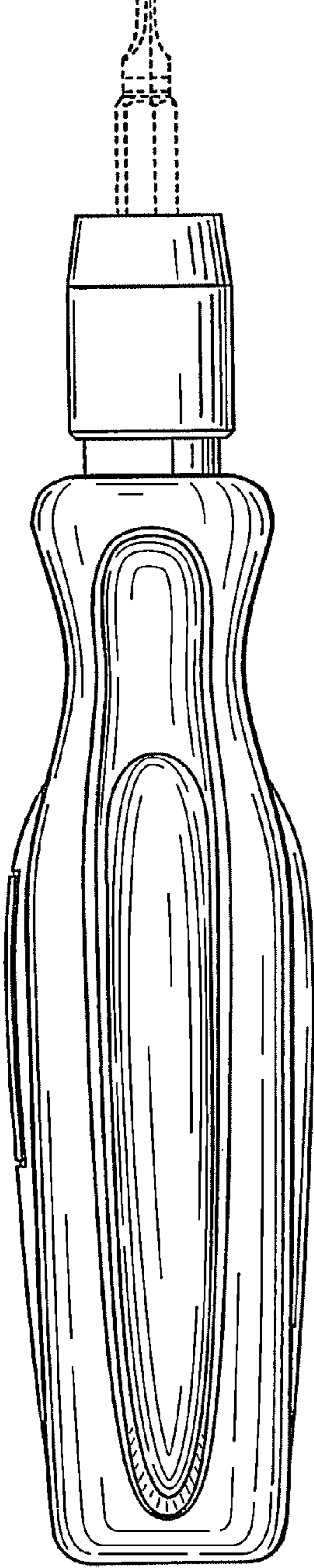


FIG. 5

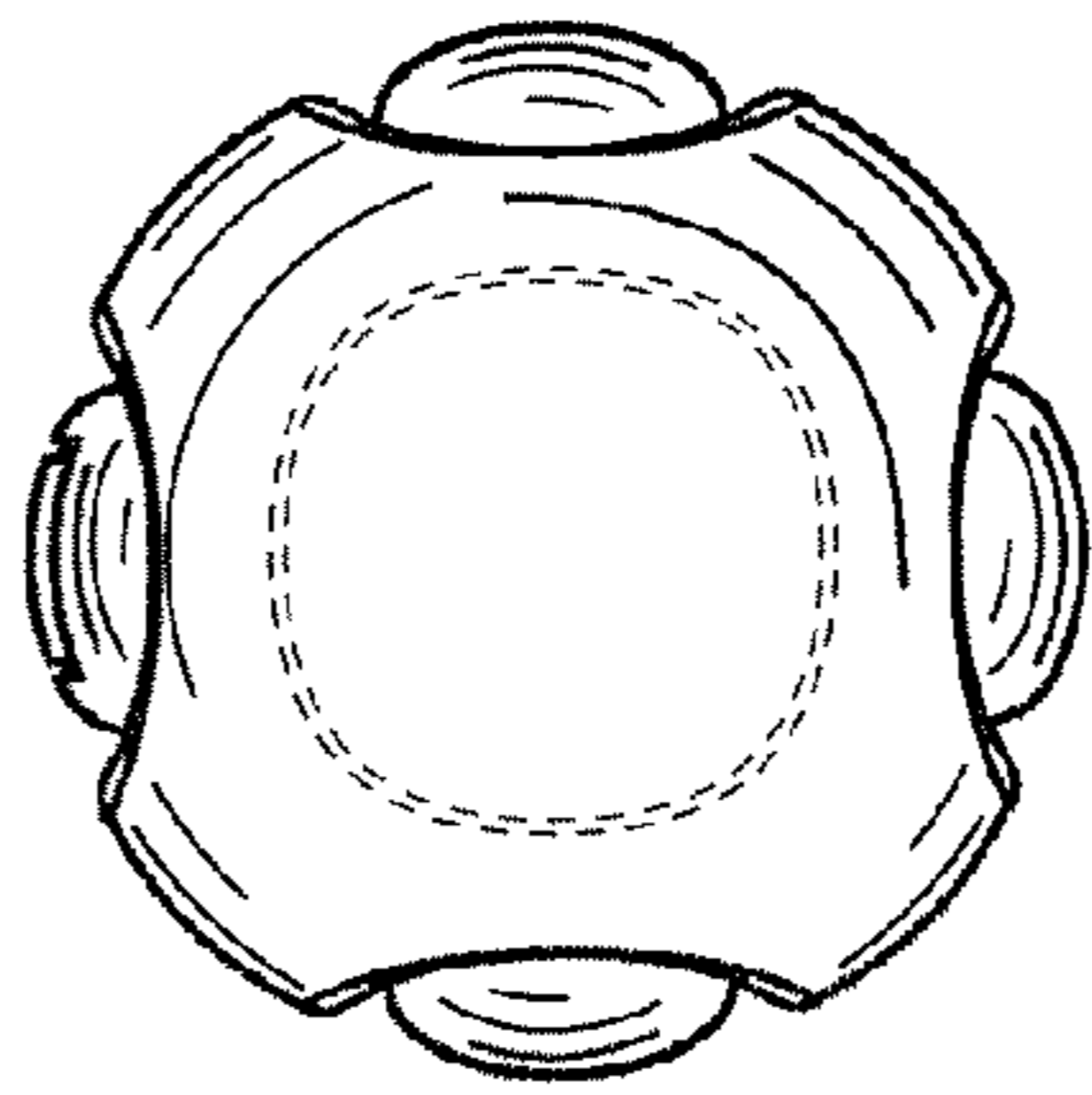


FIG. 7




FIG. 6