



US00D720590S

(12) **United States Design Patent**
Carl

(10) **Patent No.:** **US D720,590 S**

(45) **Date of Patent:** **** Jan. 6, 2015**

(54) **SCREWDRIVER**

(75) **Inventor:** **Ross Carl**, River Forest, IL (US)

(73) **Assignee:** **Sears Brands, L.L.C.**, Hoffman Estates, IL (US)

(**) **Term:** **14 Years**

(21) **Appl. No.:** **29/424,328**

(22) **Filed:** **Jun. 11, 2012**

(51) **LOC (10) Cl.** **08-04**

(52) **U.S. Cl.**
USPC **D8/85**

(58) **Field of Classification Search**
USPC D8/82-87, 98-99, 105, 107;
81/177.1-177.7, 436, 438, 489
See application file for complete search history.

(56) **References Cited**

U.S. PATENT DOCUMENTS

D310,011 S *	8/1990	Holland-Letz	D8/82
D377,745 S *	2/1997	Laun	D8/107
D463,243 S *	9/2002	Lisle et al.	D8/107
D475,268 S *	6/2003	Lisle et al.	D8/107
D482,590 S *	11/2003	Lisle et al.	D8/107

D531,005 S *	10/2006	Chang	D8/107
D563,752 S *	3/2008	Fach	D8/83
D565,379 S *	4/2008	Williams et al.	D8/83
D661,171 S *	6/2012	Chen	D8/86

* cited by examiner

Primary Examiner — Susan E Krakower

Assistant Examiner — Roselynn Cody

(74) *Attorney, Agent, or Firm* — McAndrews Held & Malloy, Ltd.

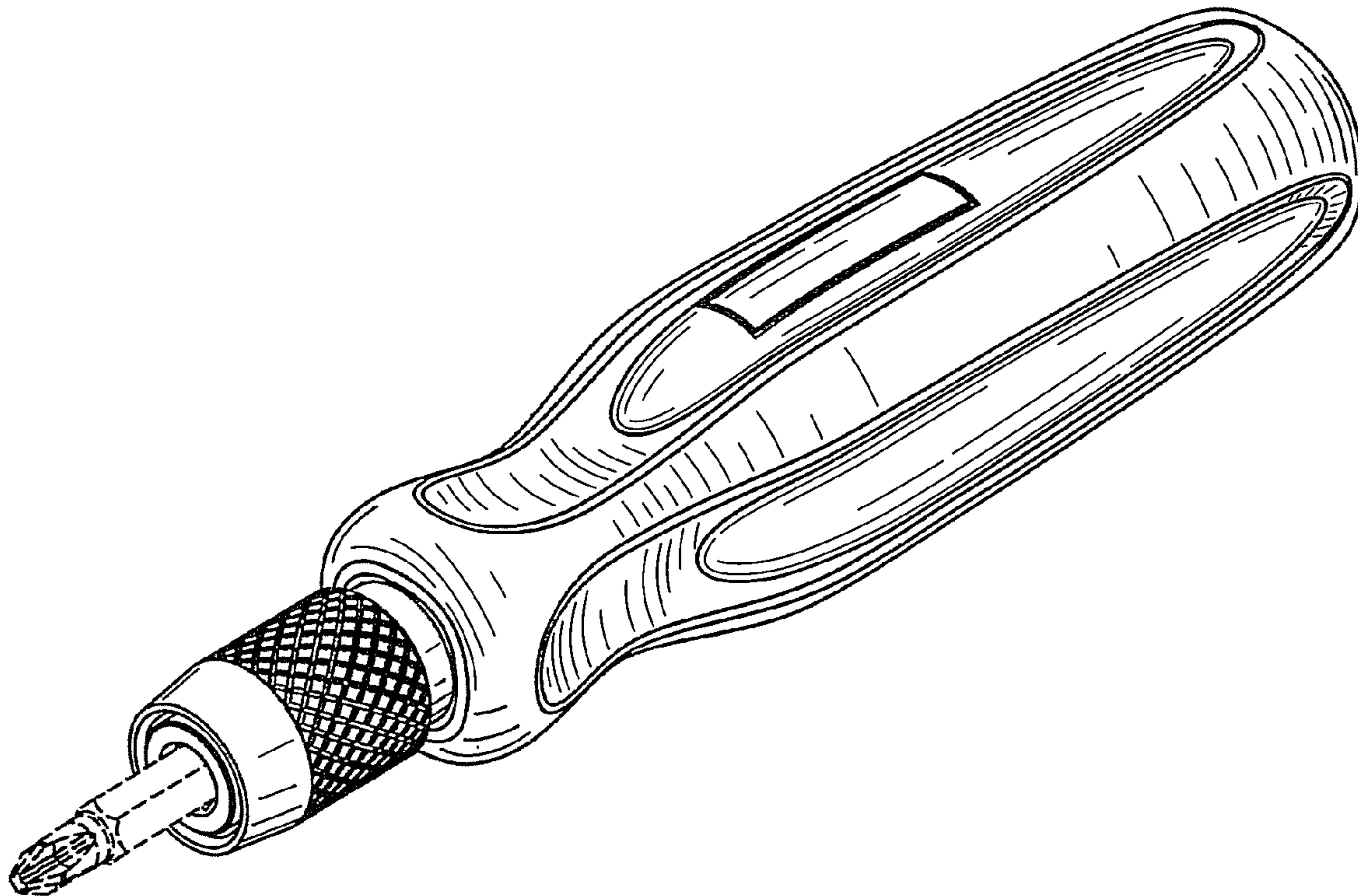
(57) **CLAIM**

What is claimed is the ornamental design for a screwdriver, as shown and described.

DESCRIPTION

FIG. 1 is a right front perspective view of a screwdriver showing the new design;
FIG. 2 is a top plan view thereof;
FIG. 3 is a bottom plan view thereof;
FIG. 4 is a right side elevational view thereof;
FIG. 5 is a left side elevational view thereof;
FIG. 6 is a front elevational view thereof; and,
FIG. 7 is a rear elevational view thereof.
The elements shown in dotted lines are provided for illustrative purposes only and form no part of the design claimed.

1 Claim, 4 Drawing Sheets



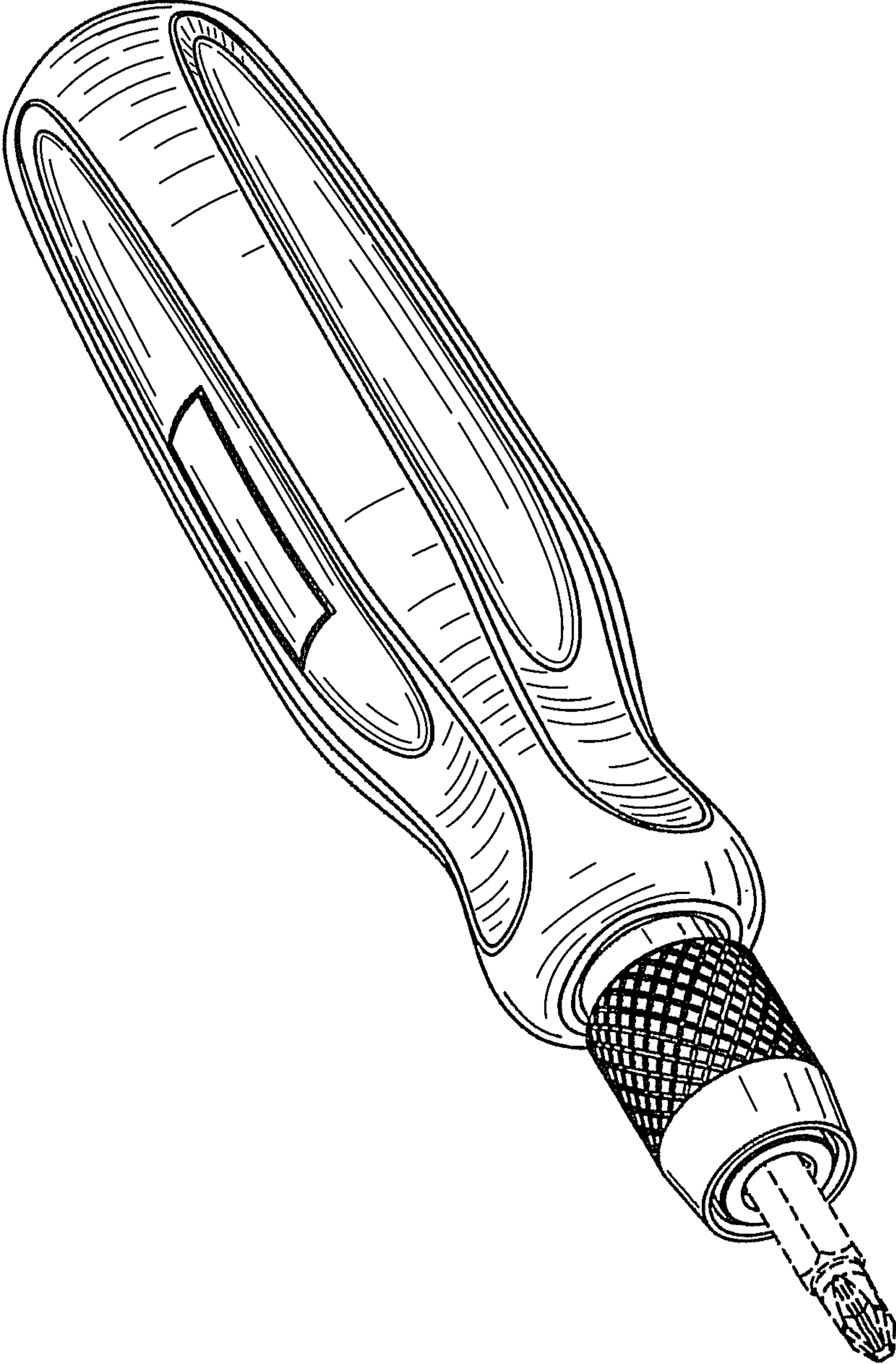


FIG. 1

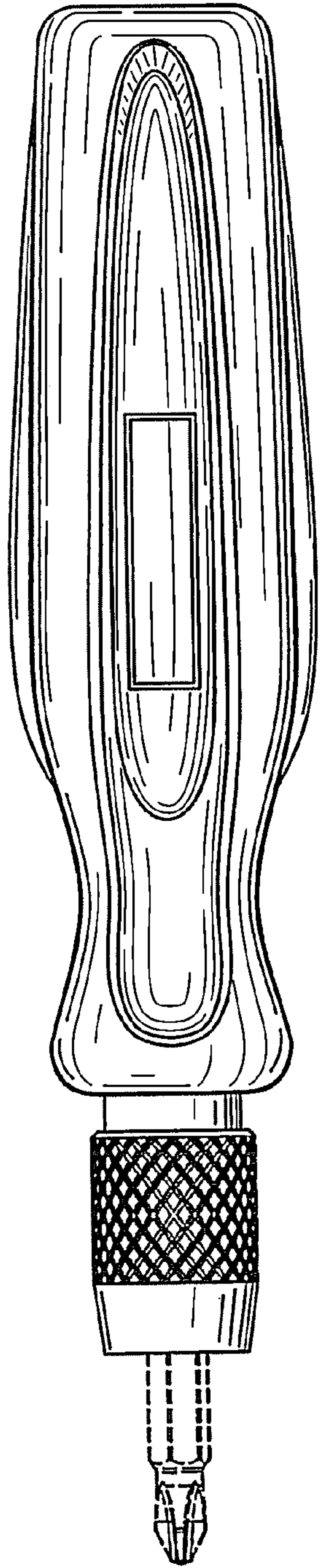


FIG. 2

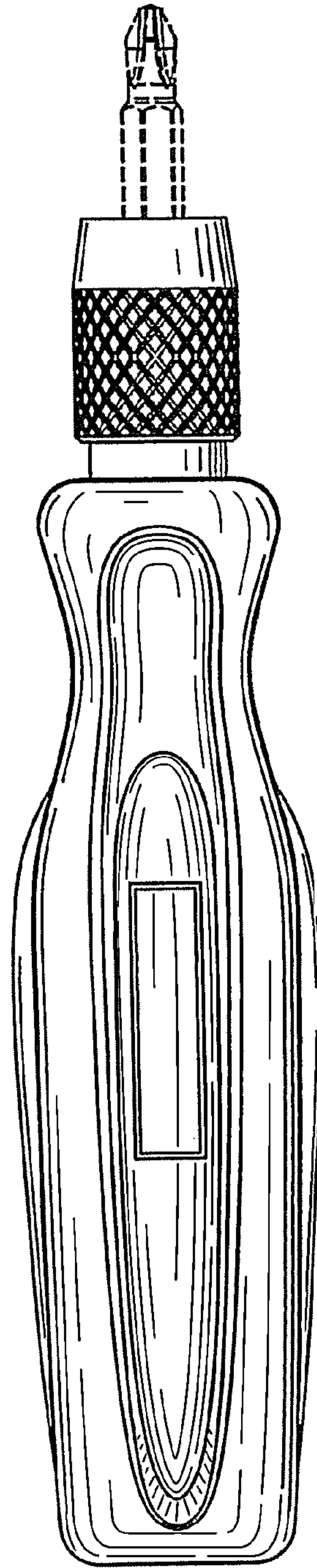


FIG. 3

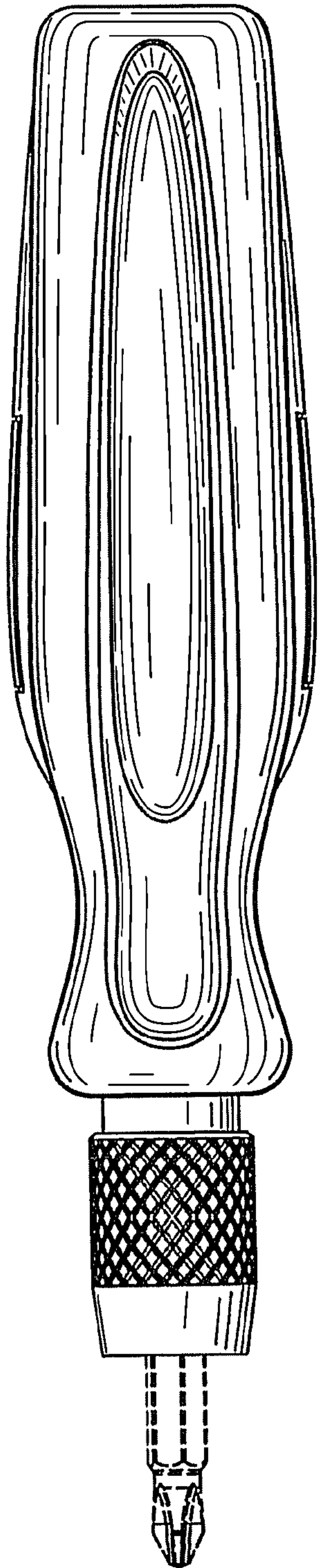


FIG. 4

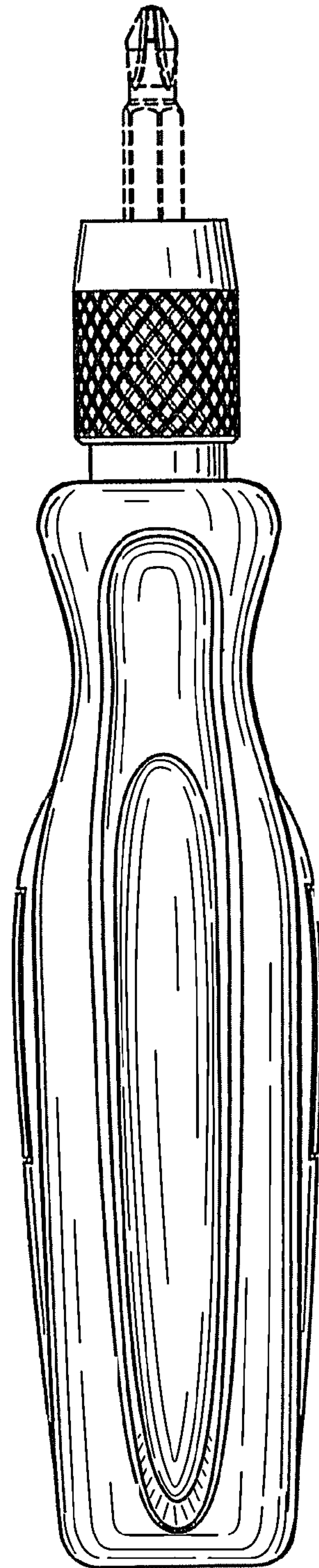


FIG. 5

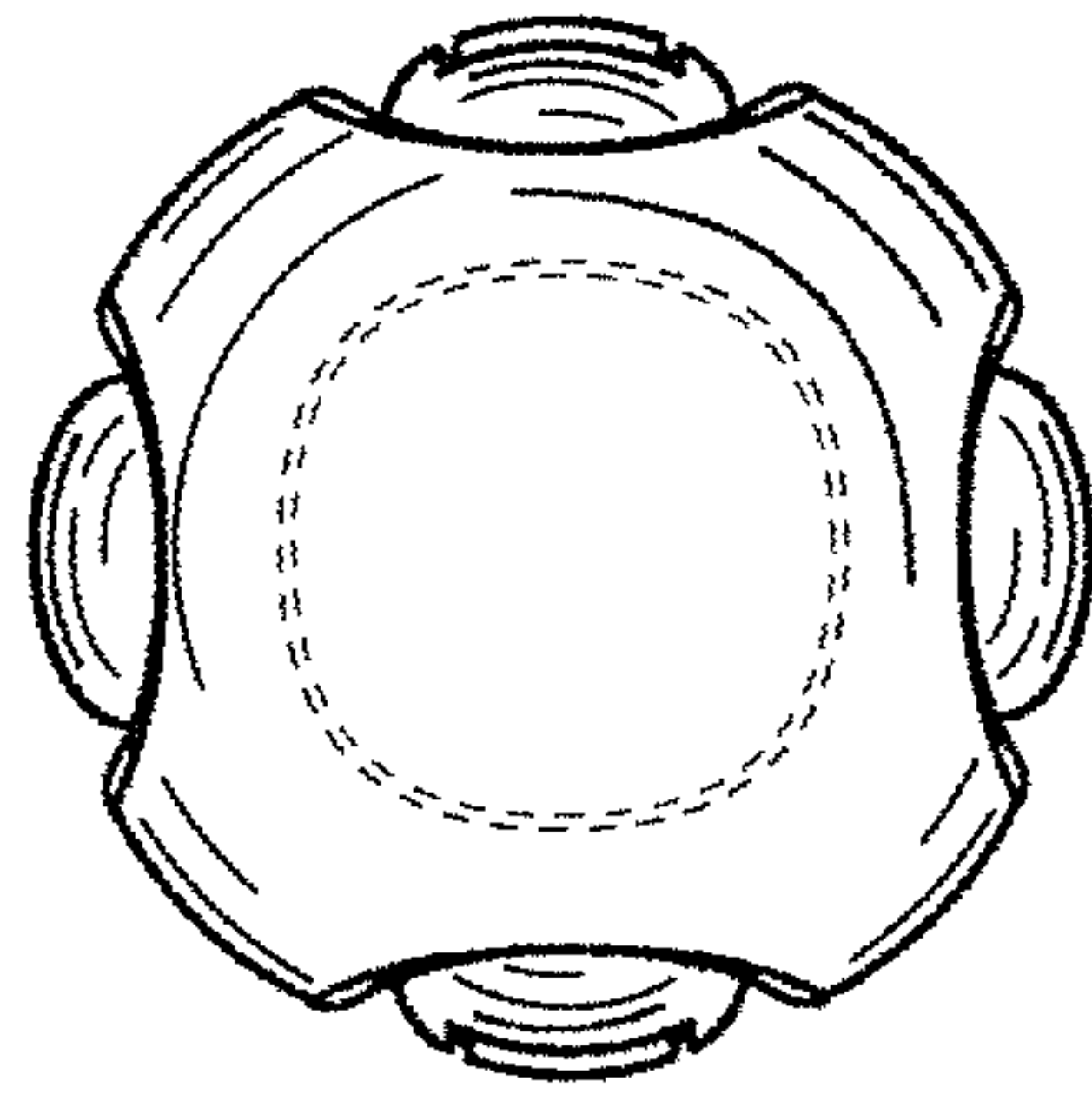


FIG. 7




FIG. 6