



US00D720589S

(12) **United States Design Patent**
Thomas et al.

(10) **Patent No.:** **US D720,589 S**
(45) **Date of Patent:** **** Jan. 6, 2015**

(54) **WINDSHIELD REPAIR BRIDGE**

(75) Inventors: **Jonathan Thomas**, Maple Lake, MN
(US); **Keith Beveridge**, Edina, MN
(US); **David Osland**, Minneapolis, MN
(US)

(73) Assignee: **TCG International Inc.**, Burnaby (CA)

(**) Term: **14 Years**

(21) Appl. No.: **29/416,387**

(22) Filed: **Mar. 21, 2012**

(51) **LOC (10) Cl.** **08-05**
(52) **U.S. Cl.**
USPC **D8/51**

(58) **Field of Classification Search**
CPC B29C 73/025; B29C 63/36; B29C
2035/0827; B29C 35/02; B29C 73/10; B29C
73/166; B29C 73/24; B29C 73/34; B29C
2043/3644; B29C 43/3642; B29C 45/76;
B29C 57/125; B29C 73/30; B29C 2035/0211;
B29C 2035/0822; B29C 2043/025
USPC 264/36.21; 425/12, 13, 171, 11;
427/140; 156/94.499, 367, 368, 579;
428/63; 269/1, 909, 95, 75; 248/362,
248/363, 146; D8/51, 363; 29/751, 750,
29/752, 747, 428; 30/90.7, 250, 90.1,
30/90.6, 91.2, 287, 293; 81/9.44, 423,
81/427.5, 427, 426, 424, 413, 412, 411,
81/409.5, 408, 407, 389, 385, 383.5, 377,
81/370, 367, 366, 365, 361, 360, 356, 355,
81/334, 337, 338, 325, 323, 320, 322, 319,
81/318, 109, 91.1, 3.44, 138; 211/71.01,
211/85.91; D34/6; 492/13; 15/230.11;
74/520; 7/131; 294/118; 301/124.2;
280/281.1, 298, 293, 297; 24/132 R

See application file for complete search history.

(56) **References Cited**

U.S. PATENT DOCUMENTS

4,249,869 A 2/1981 Petersen
4,291,866 A 9/1981 Petersen
4,919,602 A 4/1990 Janszen
4,921,411 A * 5/1990 Ottenheimer 425/12
4,954,300 A 9/1990 Dotson
5,104,304 A 4/1992 Dotson
D332,380 S * 1/1993 Campfield, Jr. D8/51
5,328,649 A 7/1994 Newsome

(Continued)

OTHER PUBLICATIONS

U.S. Appl. No. 13/834,146, filed Mar. 15, 2013 entitled Windshield Repair Apparatus.

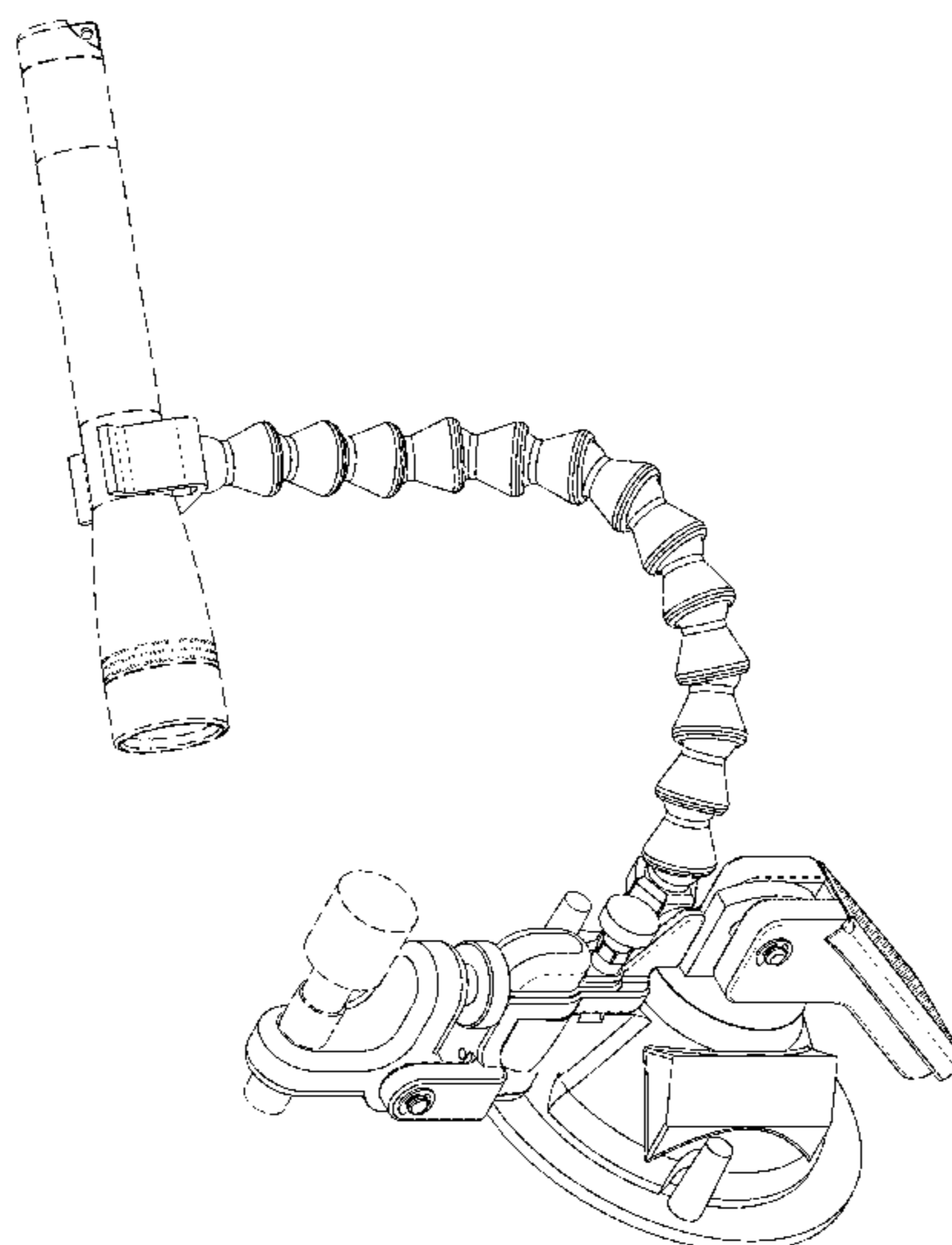
Primary Examiner — Robert M Spear
(74) *Attorney, Agent, or Firm* — Merchant & Gould P.C.

(57) **CLAIM**
The ornamental design for windshield repair bridge, as shown and described.

DESCRIPTION

FIG. 1 is a first perspective view of a first embodiment of a windshield repair bridge;
FIG. 2 is a second perspective view of the windshield repair bridge of FIG. 1;
FIG. 3 is a first side view of the windshield repair bridge of FIG. 1;
FIG. 4 is an opposite side view of the windshield repair bridge, of FIG. 3;
FIG. 5 is another side view of the windshield repair bridge of FIG. 1;
FIG. 6 is an opposite side view of the windshield repair bridge shown in FIG. 5;
FIG. 7 is a top view of the windshield repair bridge of FIG. 1; and,
FIG. 8 is a bottom view of the windshield repair bridge of FIG. 1.
The portions shown in broken lines form no part of the claimed design.

1 Claim, 8 Drawing Sheets



(56)

References Cited

U.S. PATENT DOCUMENTS

5,565,217	A	10/1996	Beckert et al.	6,302,670	B1	10/2001	Thomas et al.
5,614,046	A	3/1997	Campfield	D452,124	S	12/2001	Thomas et al.
5,622,726	A	4/1997	Tanner	6,338,619	B1 *	1/2002	Rusch 425/11
5,643,609	A	7/1997	Jan	6,561,778	B2	5/2003	Evans
5,643,610	A	7/1997	Beckert et al.	6,663,371	B2	12/2003	Curl
5,776,506	A	7/1998	Thomas et al.	7,125,507	B2	10/2006	Evans
5,792,480	A	8/1998	Thomas	D553,957	S *	10/2007	Brassard D8/363
D398,496	S	9/1998	Thomas et al.	D553,958	S *	10/2007	Brassard D8/363
D403,563	S	1/1999	Thomas et al.	D553,959	S *	10/2007	Brassard D8/363
D406,029	S	2/1999	Thomas et al.	D566,530	S *	4/2008	Brassard D8/363
5,948,331	A	9/1999	Beckert et al.	7,354,537	B2 *	4/2008	Wanstrath 264/36.21
5,952,012	A	9/1999	Thomas et al.	D590,238	S *	4/2009	Richter D8/363
5,954,901	A	9/1999	Henderson	D627,624	S *	11/2010	Brassard D8/363
6,024,901	A	2/2000	Thomas et al.	7,993,121	B1	8/2011	Chan
6,042,353	A	3/2000	Thomas et al.	8,591,211	B2	11/2013	Lin et al.
6,050,799	A *	4/2000	Galyon 425/12	8,721,311	B2	5/2014	Thomas et al.
6,139,300	A	10/2000	Thomas et al.	2002/0031564	A1	3/2002	Beveridge
6,187,124	B1	2/2001	Campfield	2002/0058080	A1	5/2002	Curl
				2004/0067272	A1	4/2004	Evans
				2011/0217482	A1	9/2011	Thomas et al.

* cited by examiner

FIG. 1

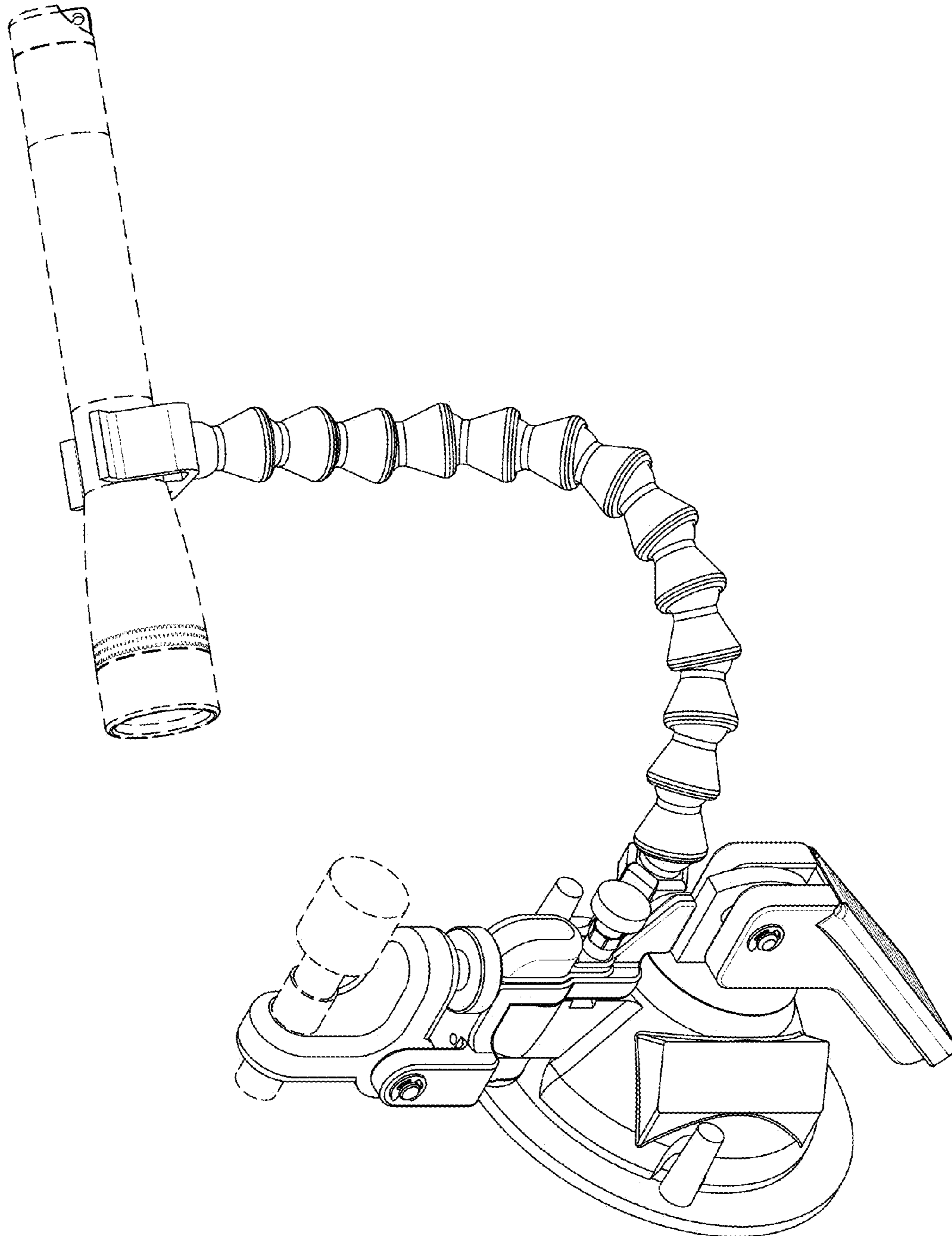
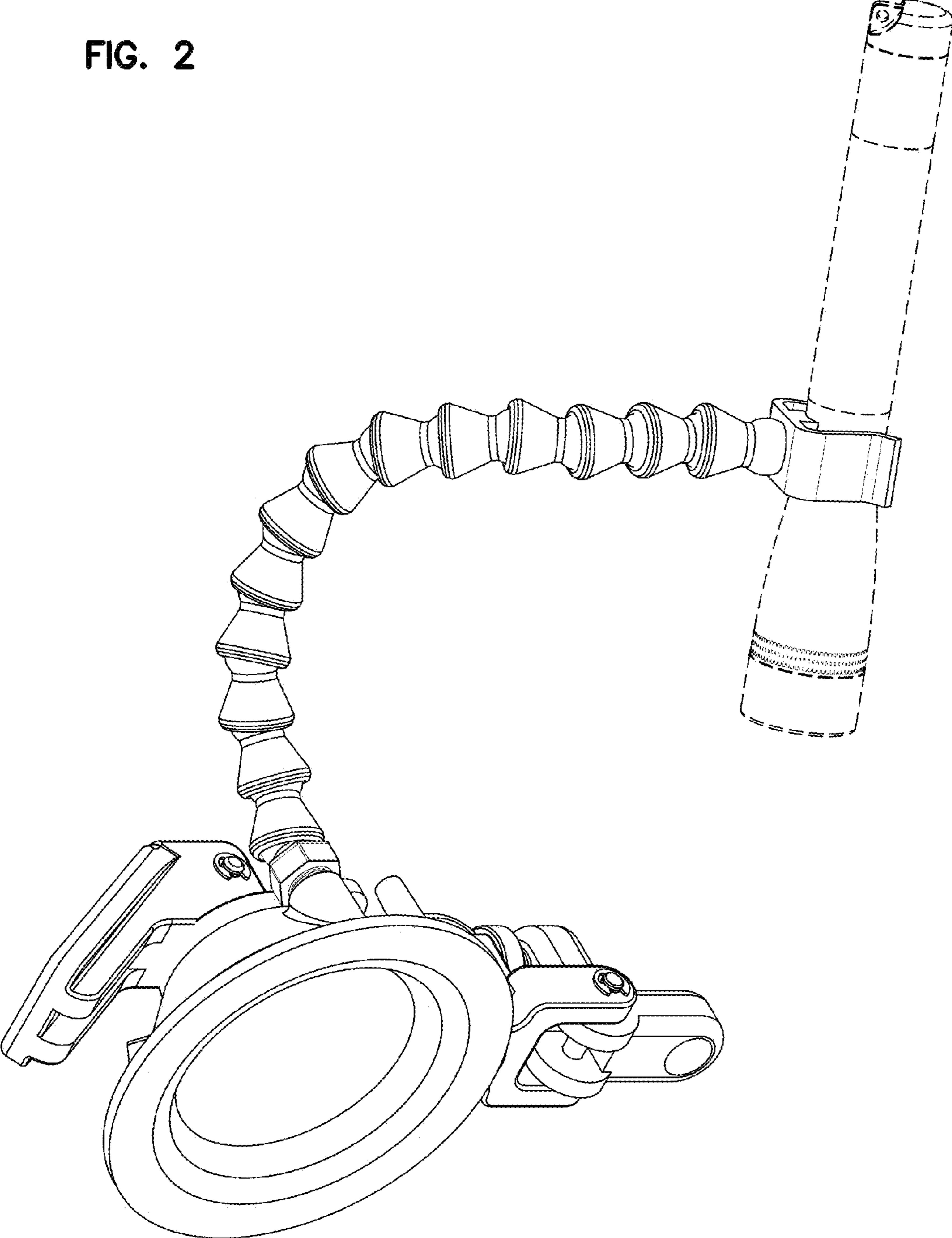


FIG. 2



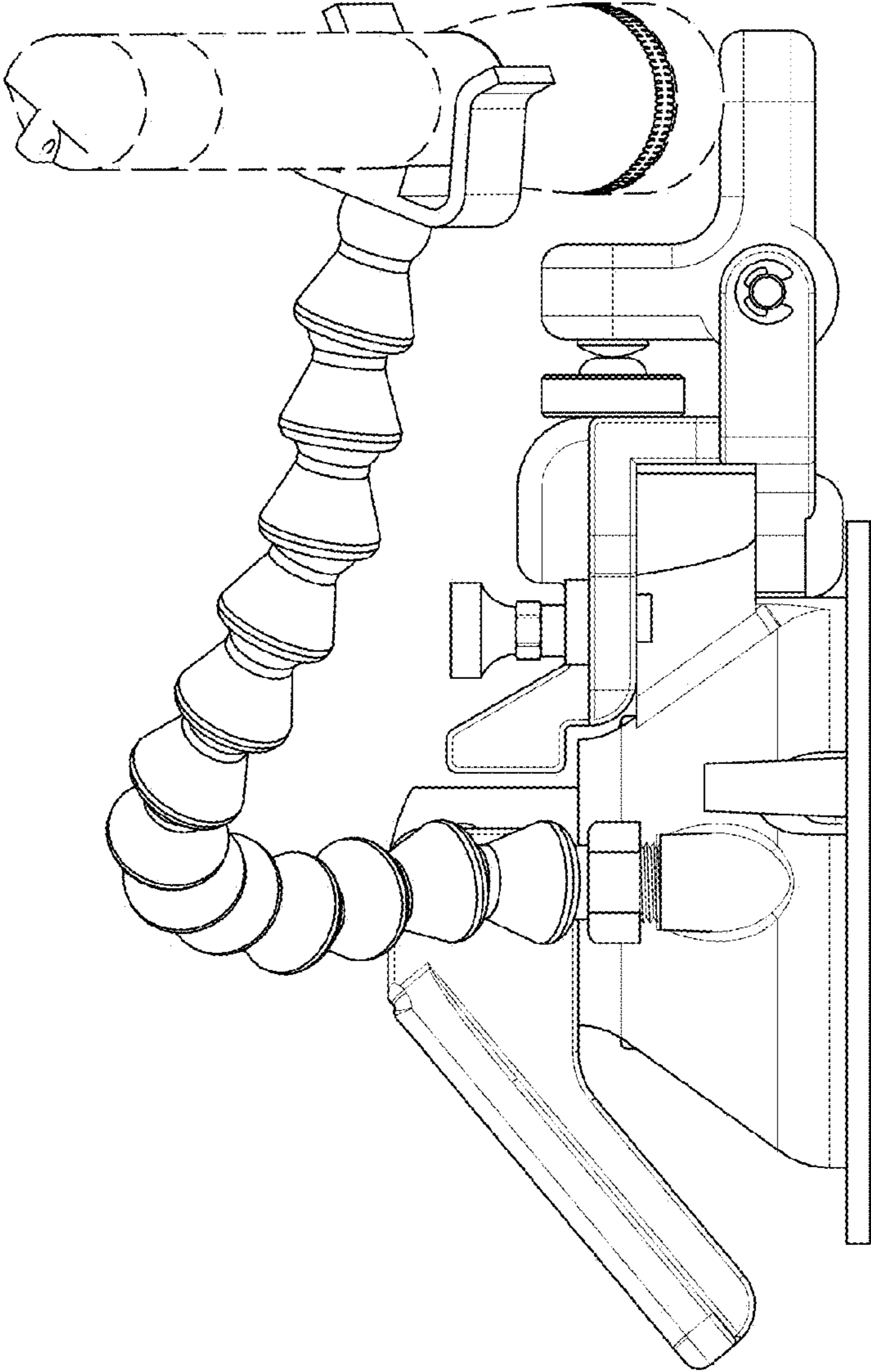


FIG. 3

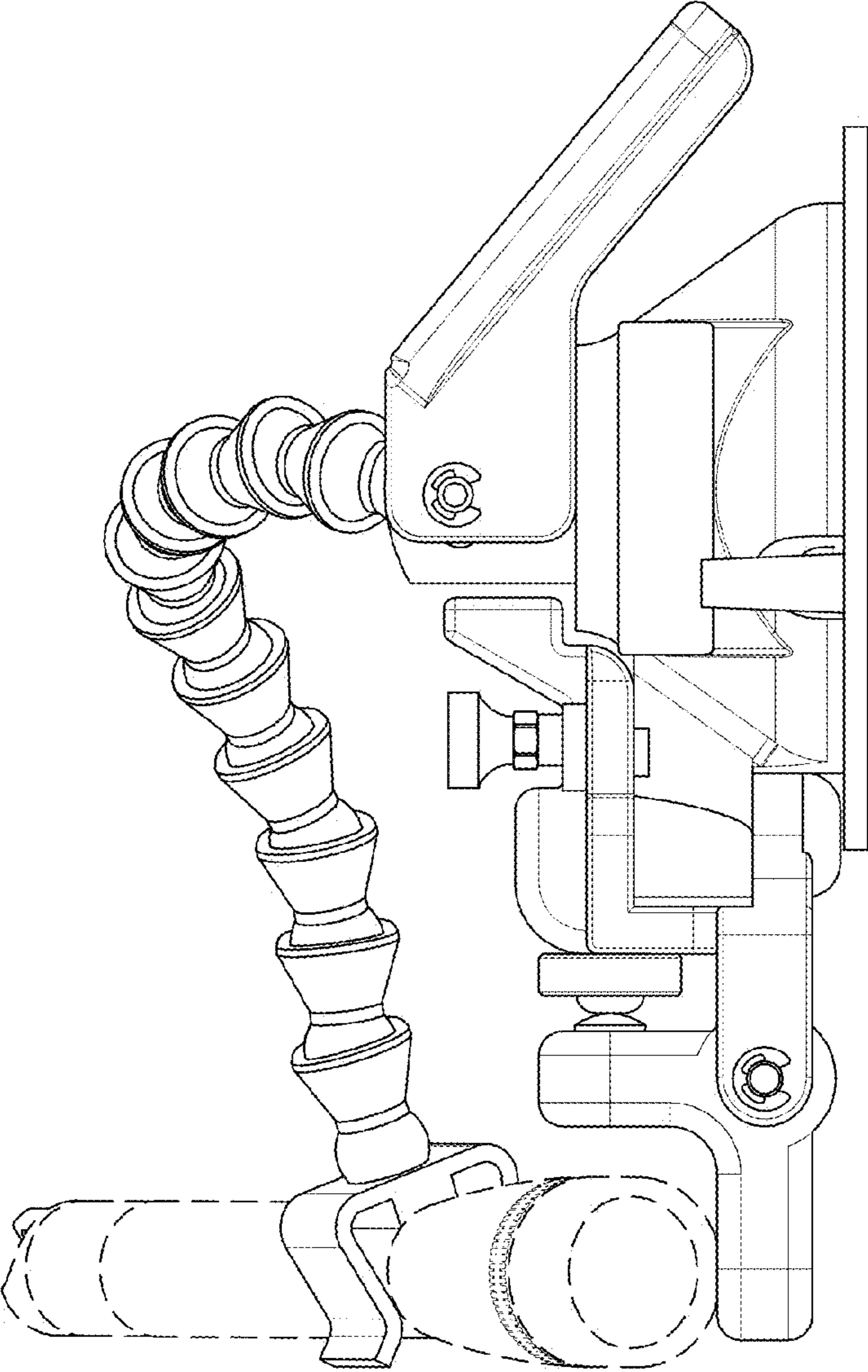


FIG. 4

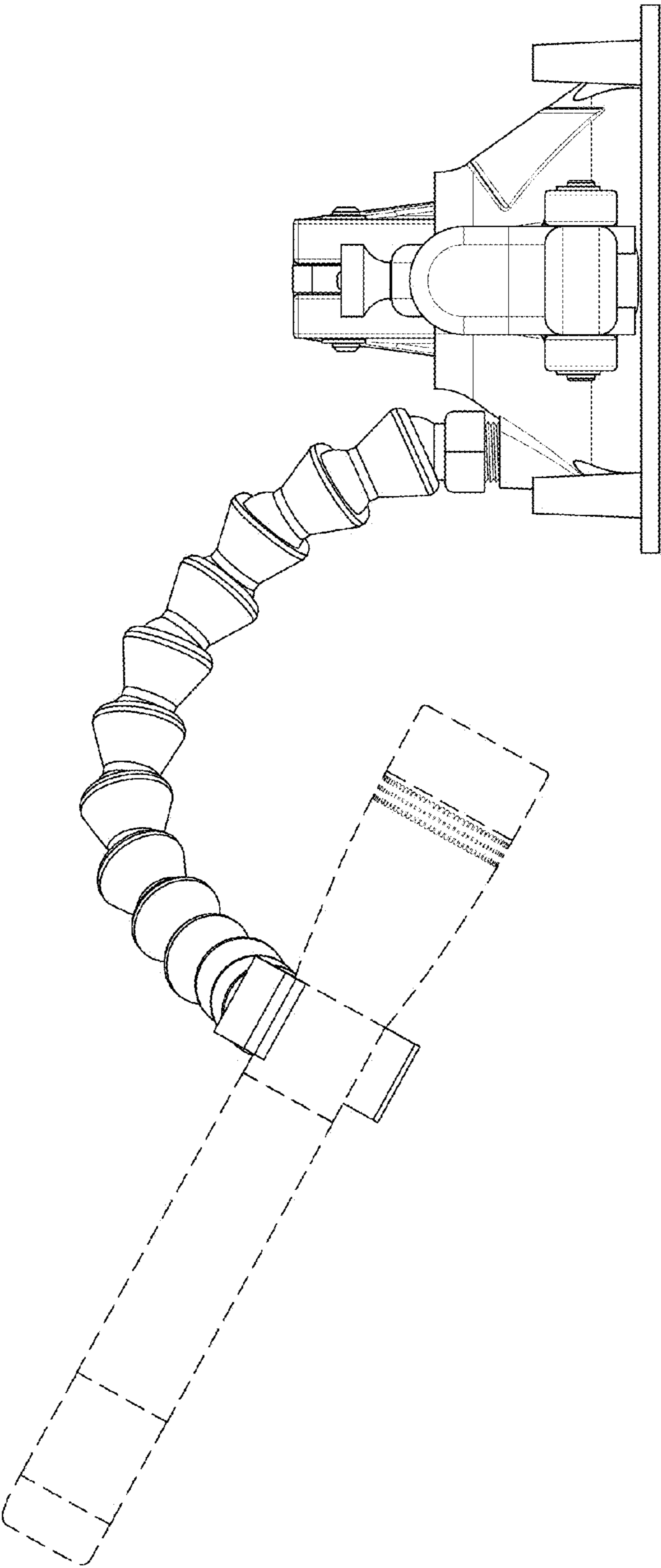


FIG. 5

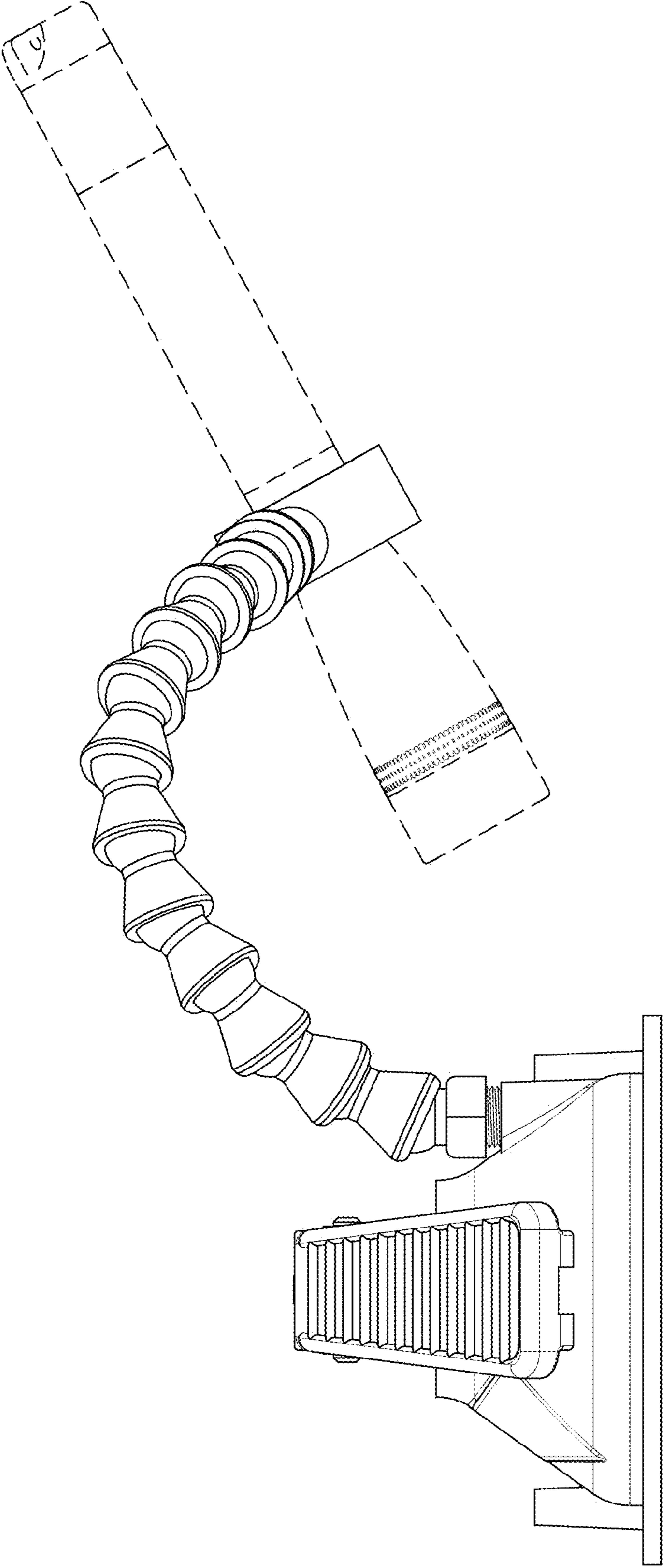


FIG. 6

FIG. 7

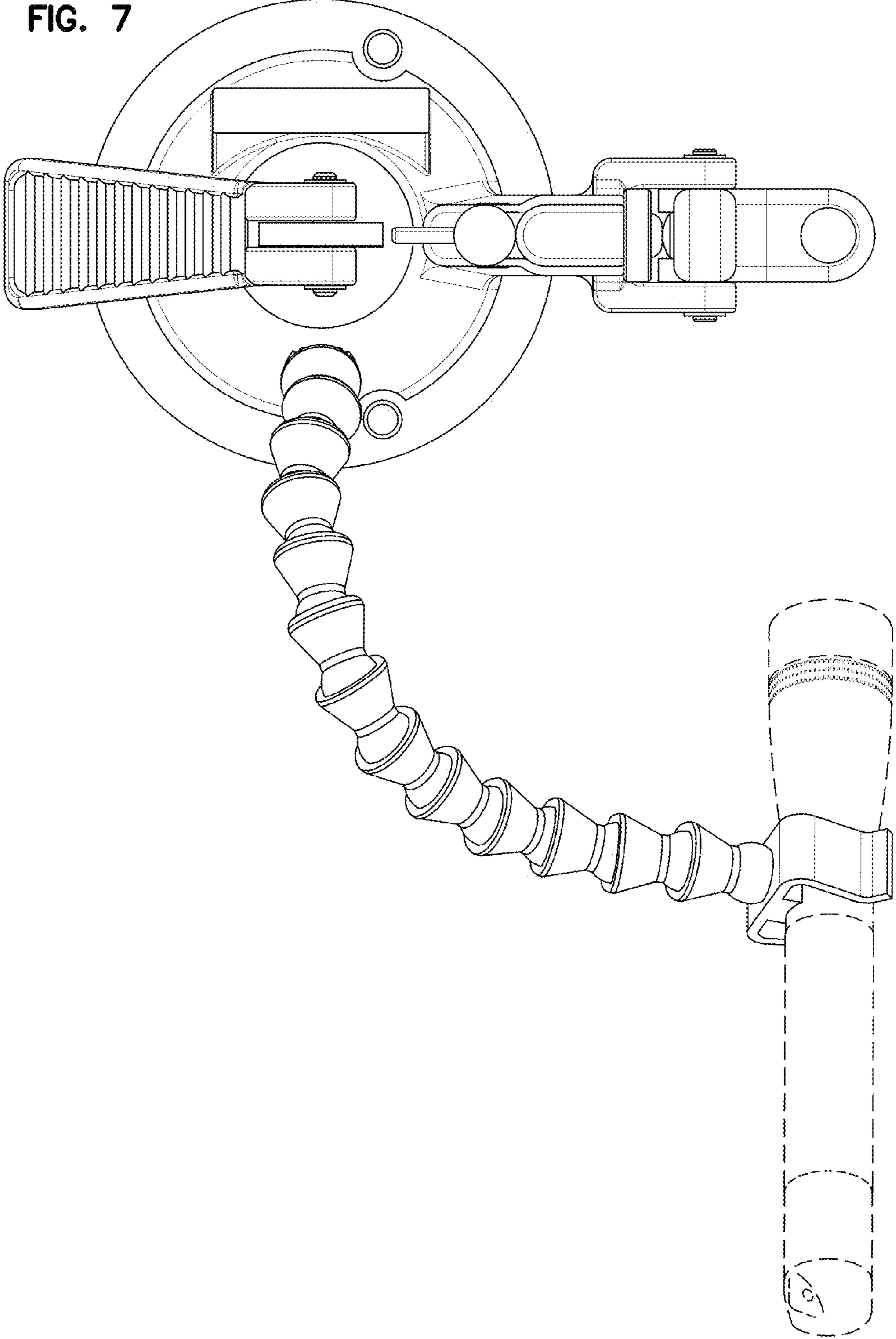


FIG. 8

