



US00D720546S

(12) **United States Design Patent**  
**Nugent**

(10) **Patent No.:** **US D720,546 S**  
(45) **Date of Patent:** **\*\* Jan. 6, 2015**

(54) **GARMENT HANGER**

(71) Applicant: **Holly Elizabeth Nugent**, Merseyside (GB)

(72) Inventor: **Holly Elizabeth Nugent**, Merseyside (GB)

(73) Assignee: **Mainetti (UK) Limited** (GB)

(\*\*) Term: **14 Years**

(21) Appl. No.: **29/451,190**

(22) Filed: **Mar. 28, 2013**

(30) **Foreign Application Priority Data**

Oct. 1, 2012 (GB) ..... 4026954

(51) **LOC (10) Cl.** ..... **06-08**

(52) **U.S. Cl.**  
USPC ..... **D6/318**

(58) **Field of Classification Search**

CPC ..... A47G 25/14; A47G 25/26; A47G 25/28;  
A47G 25/32; A47G 25/34; A47G 25/36;  
A47G 25/442; A47G 25/743; A47G 25/1407;  
A47G 25/4023; A47F 5/0006  
USPC ..... D6/315-328; 223/85-98; 211/10, 13.1,  
211/85.2, 86.01, 87.01, 113

See application file for complete search history.

(56) **References Cited**

**U.S. PATENT DOCUMENTS**

D195,445 S \* 6/1963 Warmath ..... D6/318  
D272,502 S \* 2/1984 Batts et al. .... D6/319  
4,438,874 A \* 3/1984 Zuckerman et al. .... 223/88  
6,499,634 B2 \* 12/2002 Olk et al. .... 223/85  
6,915,931 B2 \* 7/2005 Gouldson et al. .... 223/85

D519,287 S \* 4/2006 Gouldson ..... D6/318  
D527,194 S \* 8/2006 Yau ..... D6/328  
D601,355 S \* 10/2009 Jones ..... D6/318  
7,832,604 B2 \* 11/2010 Gouldson ..... 223/88  
D654,707 S \* 2/2012 Gouldson ..... D6/326  
D664,777 S \* 8/2012 Jones ..... D6/318  
2002/0108975 A1 \* 8/2002 Hunt et al. .... 223/85  
2004/0188475 A1 \* 9/2004 Gouldson ..... 223/85  
2005/0099303 A1 \* 5/2005 Zuckerman ..... 340/572.8  
2007/0158373 A1 \* 7/2007 Yau ..... 223/85  
2007/0199965 A1 \* 8/2007 Gouldson ..... 223/91  
2007/0278259 A1 \* 12/2007 Wong ..... 223/85

\* cited by examiner

*Primary Examiner* — Derrick Holland

*Assistant Examiner* — Lauren Calve

(74) *Attorney, Agent, or Firm* — Jack Schwartz and Associates, PLLC

(57) **CLAIM**

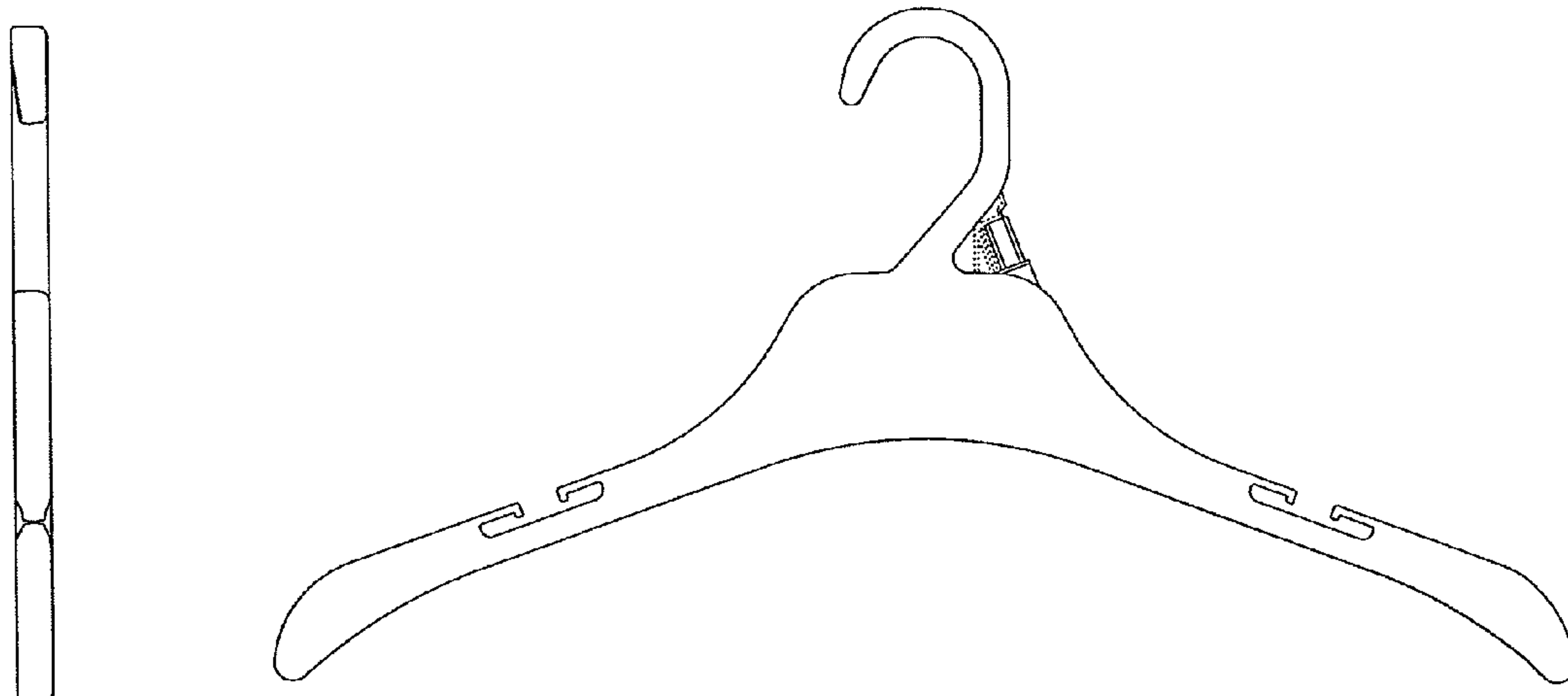
The ornamental design for a garment hanger, as shown and described.

**DESCRIPTION**

FIG. 1 is top view of the garment hanger of the present invention;  
FIG. 2 is a left side view of the garment hanger of the present invention;  
FIG. 3 is a front view of the garment hanger of the present invention;  
FIG. 4 is a back view of the garment hanger of the present invention;  
FIG. 5 is a right side view of the garment hanger of the present invention; and,  
FIG. 6 is a bottom view of the garment hanger of the present invention.

The broken lines shown represent unclaimed subject matter and form no part of the claimed design.

**1 Claim, 2 Drawing Sheets**






FIGURE 1




FIGURE 2

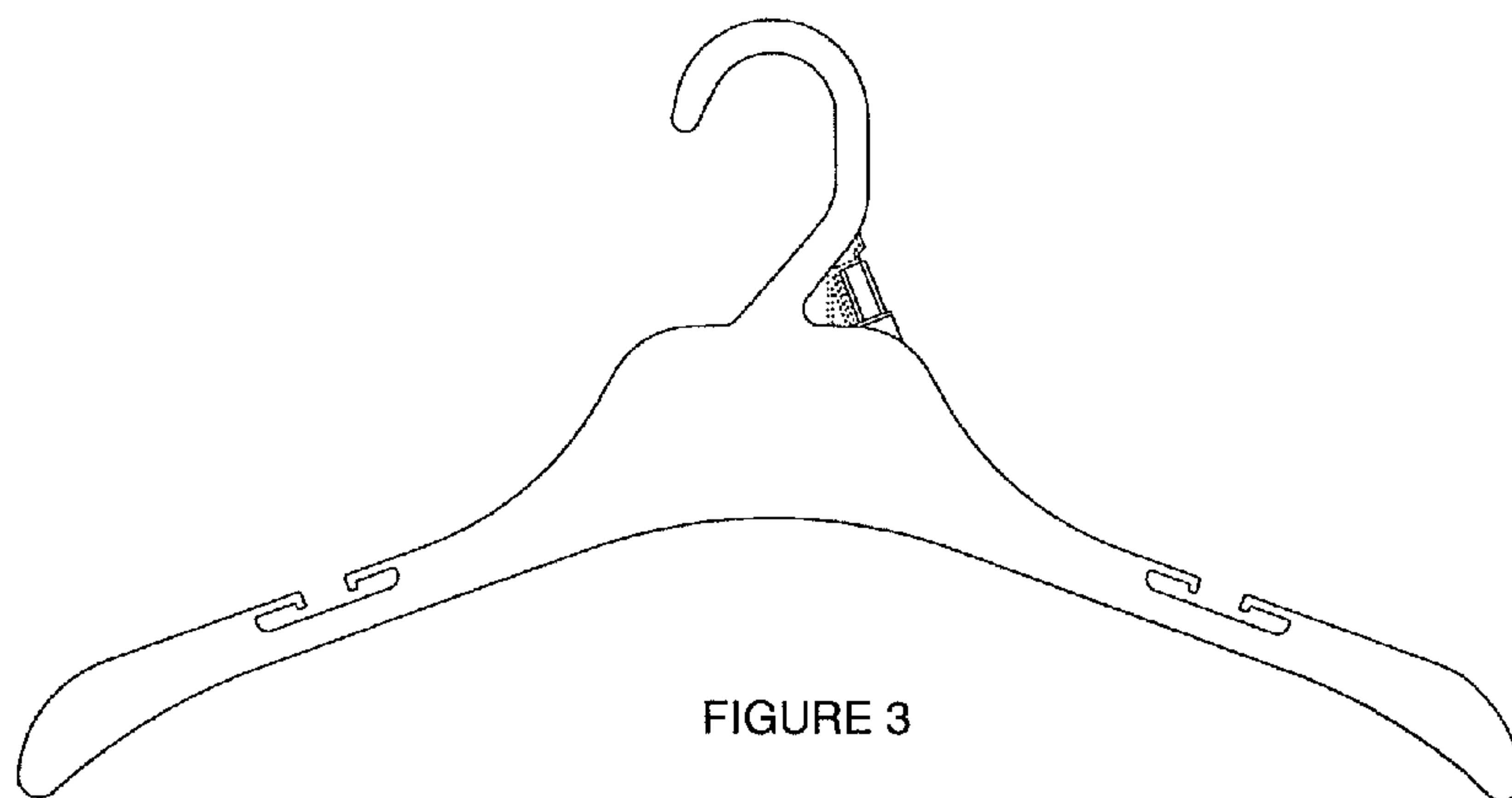


FIGURE 3



FIGURE 5

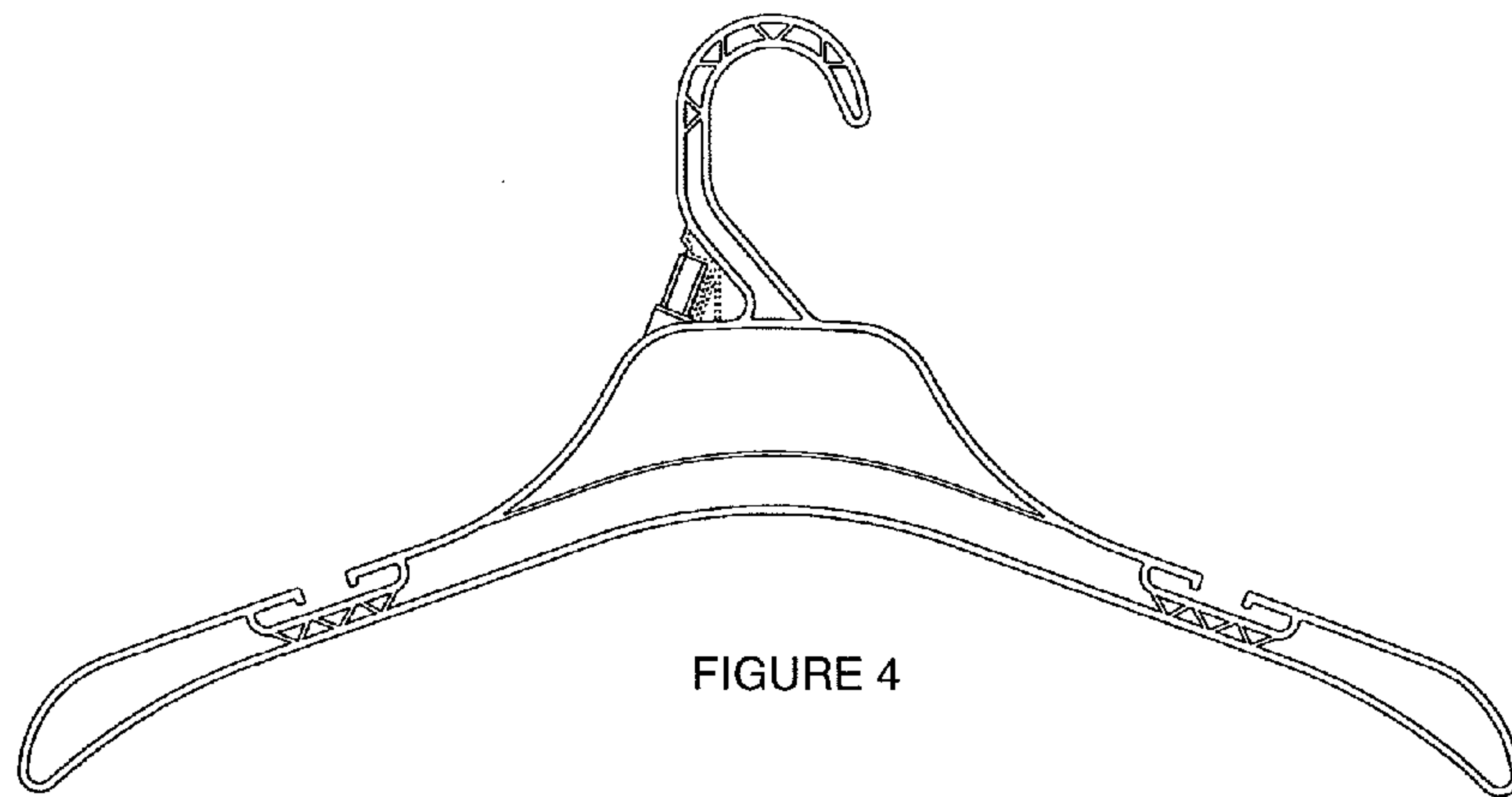


FIGURE 4




FIGURE 6