



US00D720543S

(12) **United States Design Patent**
Ju

(10) **Patent No.:** **US D720,543 S**
(45) **Date of Patent:** **** Jan. 6, 2015**

(54) **FILM**
(71) Applicant: **LG Hausys, Ltd.**, Seoul (KR)
(72) Inventor: **Chul-Hwan Ju**, Ulsan (KR)
(73) Assignee: **LG Hausys, Ltd.**, Seoul (KR)
(**) Term: **14 Years**
(21) Appl. No.: **29/467,036**
(22) Filed: **Sep. 13, 2013**

(30) **Foreign Application Priority Data**
Jul. 2, 2013 (KR) 30-2013-0033943
(51) **LOC (10) Cl.** **05-06**
(52) **U.S. Cl.**
USPC **D5/56**
(58) **Field of Classification Search**
USPC D5/1-3, 11, 21, 30, 43, 44, 46, 53,
D5/56-63, 99, 7, 16; D6/585, 612, 613,
D6/622, 617; D19/1, 5; D25/138; 2/900;
15/208; 28/143, 150, 160, 163;
112/401, 416, 439; 428/32, 66.5, 85,
428/91, 151, 152, 187, 542.6; 442/408
See application file for complete search history.

(56) **References Cited**
U.S. PATENT DOCUMENTS
D20,457 S * 1/1891 Roos D5/59
D64,842 S * 6/1924 Dornbusch D5/59
D78,112 S * 3/1929 Leshner et al. D5/62
D88,042 S * 10/1932 Willheim D5/56
D88,163 S * 11/1932 Lukas D5/59
D88,599 S * 12/1932 Willheim D5/63

D95,977 S * 6/1935 Moskowitz D5/47
D96,115 S * 7/1935 Hiedemann D5/47
D145,871 S * 11/1946 Keil D5/47
D146,694 S * 4/1947 Wilde D5/59
D177,897 S * 6/1956 Carver D25/157
D252,092 S * 6/1979 Popeck D19/59
D487,319 S * 3/2004 Baxter D25/163

* cited by examiner

Primary Examiner — Karen S Acker
(74) *Attorney, Agent, or Firm* — Lowe Hauptman & Ham, LLP

(57) **CLAIM**
The ornamental design for a film, as shown and described.

DESCRIPTION

The patent or application contains at least one drawing executed in color. Copies of this patent or patent application publication with color drawing(s) will be provided by the Office upon request and payment of the necessary fee.
FIG. 1 is a surface view of a film according to a new design claimed in this application (“claimed design”);
FIG. 2 is a reference view of FIG. 1, with dot dash dot broken lines shown therein to identify the area 3 which circumscribes the location from which FIG. 3 is taken; and,
FIG. 3 is an enlarged detail view of area 3 circumscribed by dot dash broken lines within FIG. 2.
The broken lines surrounding FIGS. 1 and 2 represent the boundaries of the claim and form no part thereof. The dot dash dot broken lines within FIG. 2 and surrounding FIG. 3 represent the boundaries of the detail and form no part of the claimed design. The film is flat and planar.

1 Claim, 3 Drawing Sheets
(3 of 3 Drawing Sheet(s) Filed in Color)




FIG. 1




FIG. 2




FIG. 3

