



(12) **United States Design Patent**
Taller et al.

(10) **Patent No.:** **US D720,537 S**
(45) **Date of Patent:** **** Jan. 6, 2015**

(54) **ROLL UP CLOTHING ORGANIZER**

(71) Applicants: **Benjamin Taller**, Berkeley, CA (US);
Cheryl Mascari, Berkeley, CA (US)

(72) Inventors: **Benjamin Taller**, Berkeley, CA (US);
Cheryl Mascari, Berkeley, CA (US)

(**) Term: **14 Years**

(21) Appl. No.: **29/502,162**

(22) Filed: **Sep. 12, 2014**

(51) **LOC (10) Cl.** **03-01**

(52) **U.S. Cl.**
USPC **D3/299**; D3/285; D3/293; D3/290;
D3/287

(58) **Field of Classification Search**
CPC A45C 3/004; A45C 3/00; A45C 2003/008;
A45C 11/26
USPC D3/273, 293, 289, 299, 301, 300, 303,
D3/900, 245, 201, 283, 276, 285, 286,
D3/287; D6/513, 315, 514, 566, 563, 316,
D6/371; 190/111, 107, 112, 901, 11, 113;
206/284–291, 278, 6.1, 279; 211/113,
211/85.2, 72

See application file for complete search history.

(56) **References Cited**

U.S. PATENT DOCUMENTS

2,154,630	A	4/1939	Marbury et al.	
2,502,033	A *	3/1950	Bohn	206/293
3,115,959	A	12/1963	Jaffe	
3,139,133	A *	6/1964	Spector	190/111
4,655,343	A	4/1987	Lane et al.	
4,735,246	A *	4/1988	Niehaus	206/6.1
D298,885	S	12/1988	Cooper	
4,801,010	A	1/1989	Levitas	
4,819,796	A	4/1989	Gerch et al.	
4,967,986	A *	11/1990	Schildkraut	224/250
5,651,455	A *	7/1997	Garcia	206/287.1
5,692,604	A *	12/1997	Houk	206/278
D418,295	S *	1/2000	Verhulst	D3/283

D471,011	S *	3/2003	Kowalsky	D3/299
D499,548	S *	12/2004	Deutschendorf et al.	D3/278
7,604,102	B2 *	10/2009	Albritton	190/107
D603,165	S *	11/2009	Losiewicz	D3/299
D627,167	S *	11/2010	Kittrell	D3/299
D646,485	S *	10/2011	Mason	D3/299
8,201,684	B2	6/2012	Torrellas	
D673,769	S *	1/2013	Gorman	D3/203.3
8,348,054	B2	1/2013	Dragan	
D685,590	S *	7/2013	Hale et al.	D6/514
D699,030	S *	2/2014	Etzler	D3/206
2006/0086628	A1 *	4/2006	Deutschendorf et al.	206/287.1

(Continued)

Primary Examiner — Jennifer Rivard

Assistant Examiner — April Rivas

(74) *Attorney, Agent, or Firm* — Michael J. Sullivan

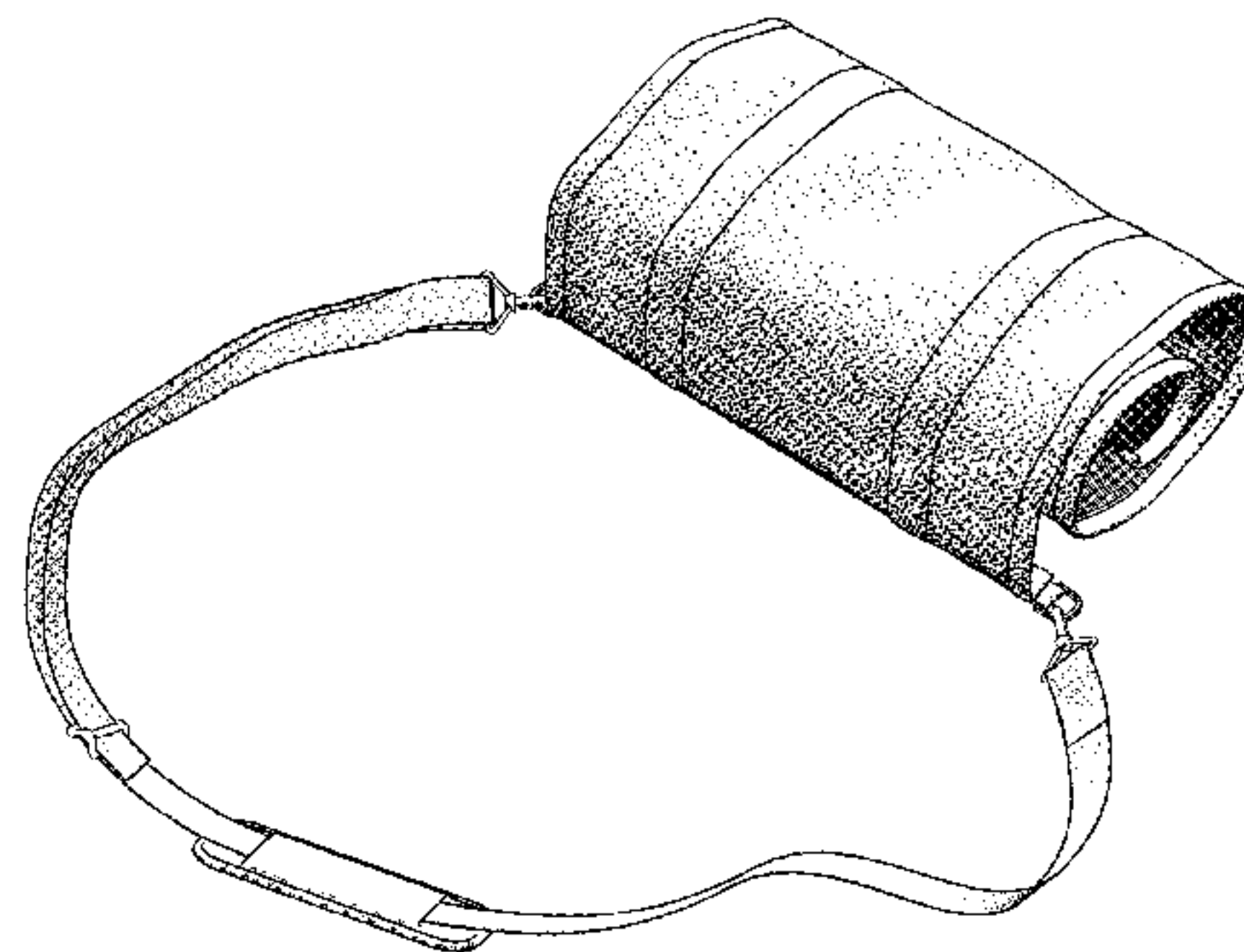

(57) **CLAIM**

The ornamental design for a roll up clothing organizer, as shown and described.

DESCRIPTION

FIG. 1 is a front perspective view of the roll up clothing organizer;
 FIG. 2 is a back perspective view of the roll up clothing organizer of FIG. 1;
 FIG. 3 is a perspective view of the roll up clothing organizer of FIG. 1 in a rolled state;
 FIG. 4 is a front view of the roll up clothing organizer of FIG. 1;
 FIG. 5 is a back view of the roll up clothing organizer of FIG. 1;
 FIG. 6 is a bottom view of the roll up clothing organizer of FIG. 1;
 FIG. 7 is a top view of the roll up clothing organizer of FIG. 1;
 FIG. 8 is a right side view of the roll up clothing organizer of FIG. 1; and,
 FIG. 9 is a left side view of the roll up clothing organizer of FIG. 1.

1 Claim, 7 Drawing Sheets



US D720,537 S

Page 2

(56)

References Cited

U.S. PATENT DOCUMENTS

2010/0155266	A1*	6/2010	Nicholson	206/6.1
2013/0256159	A1*	10/2013	Walsh	206/6.1
2014/0158564	A1	6/2014	Blasingame	
2006/0260046	A1*	11/2006	Landay	5/413 R
2009/0127045	A1*	5/2009	Williams et al.	190/107

* cited by examiner




FIG. 1

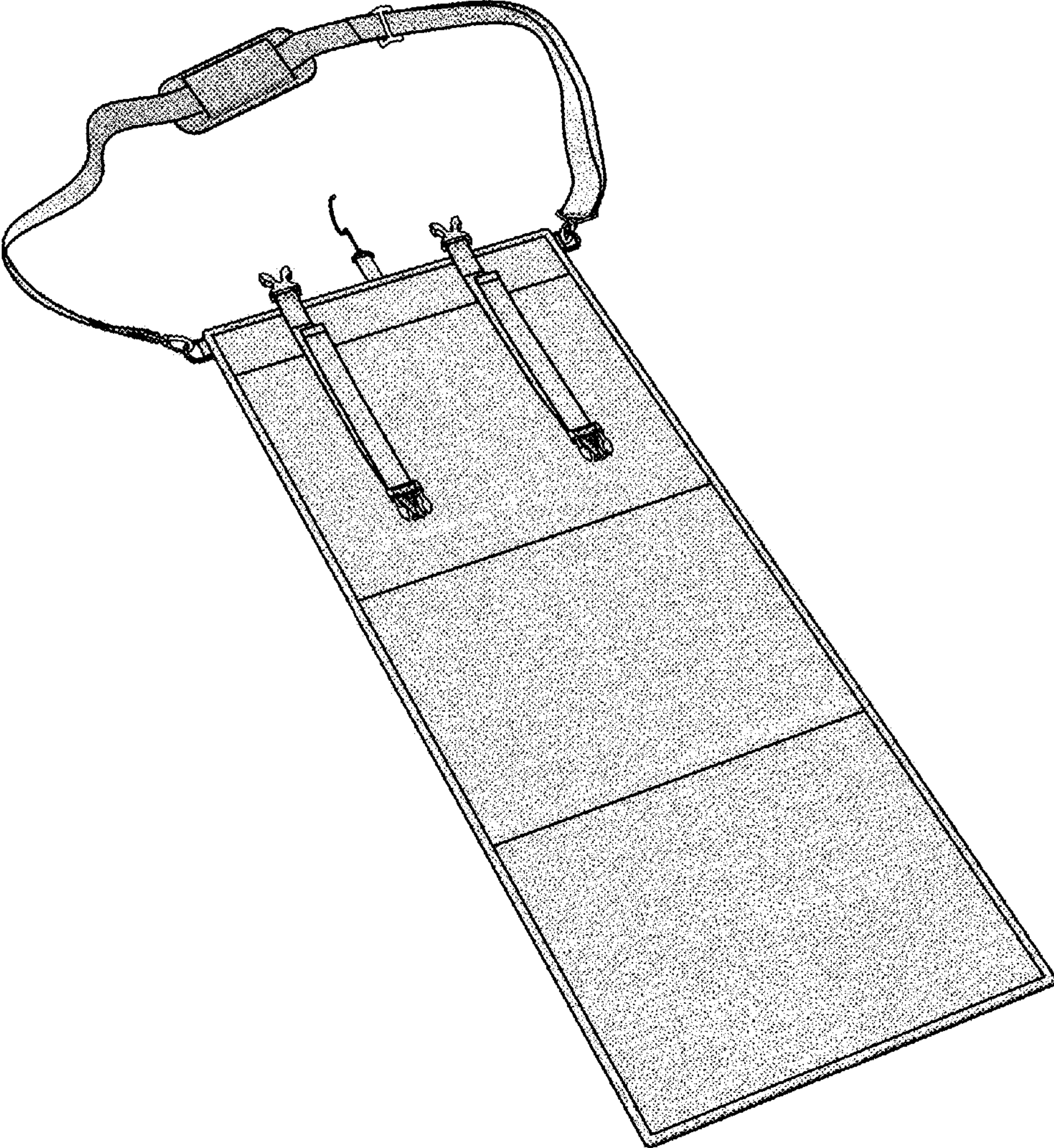


FIG. 2

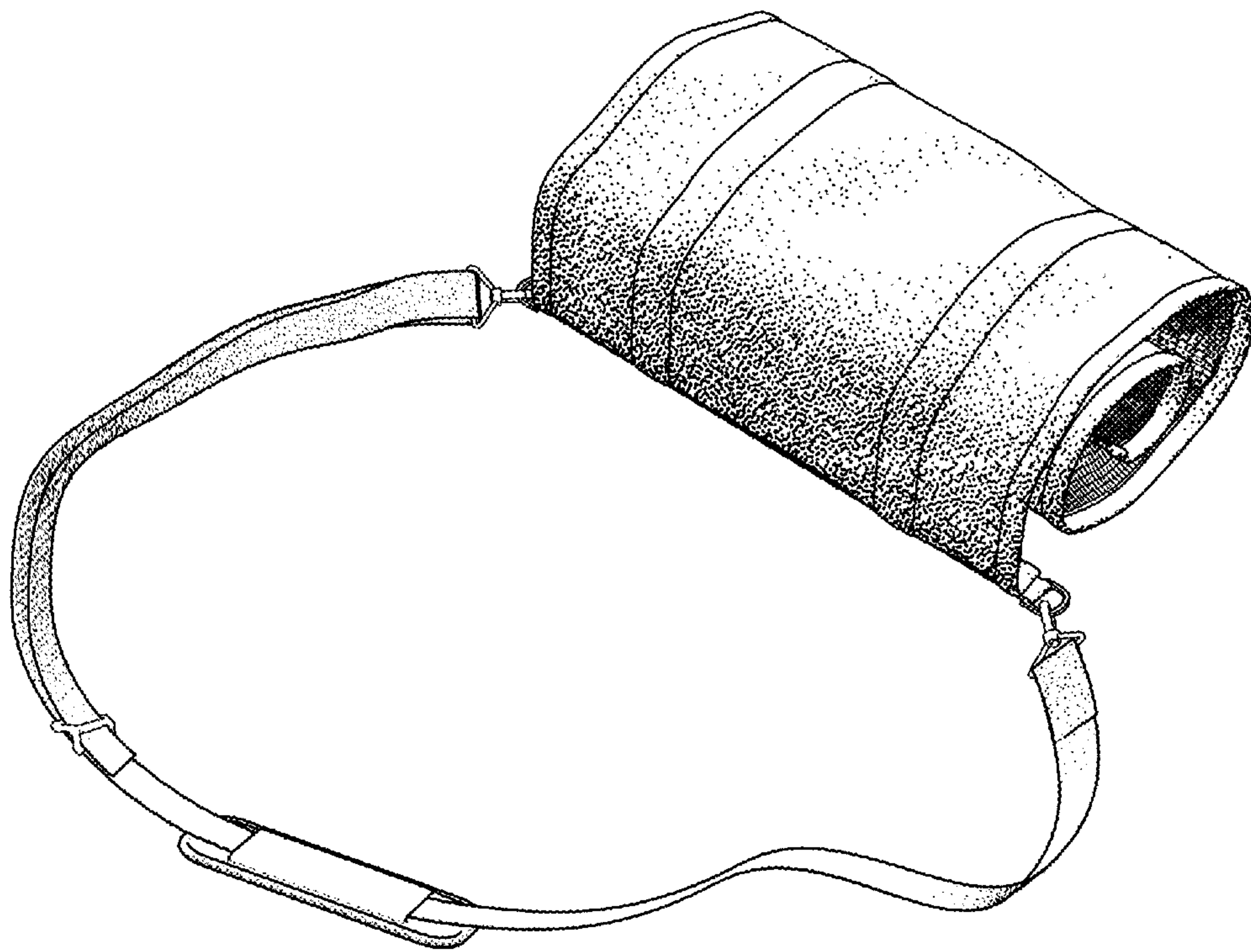


FIG. 3

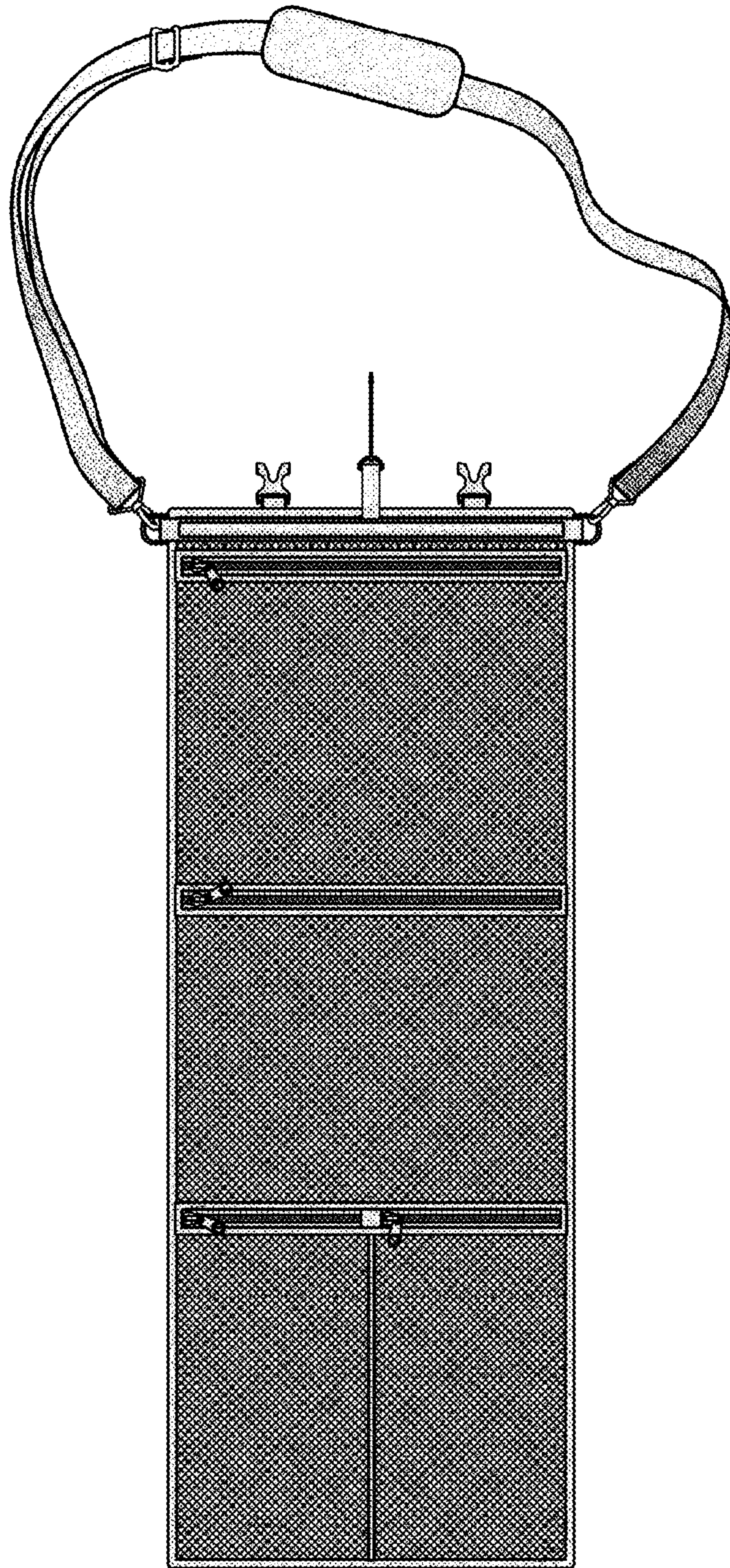


FIG. 4

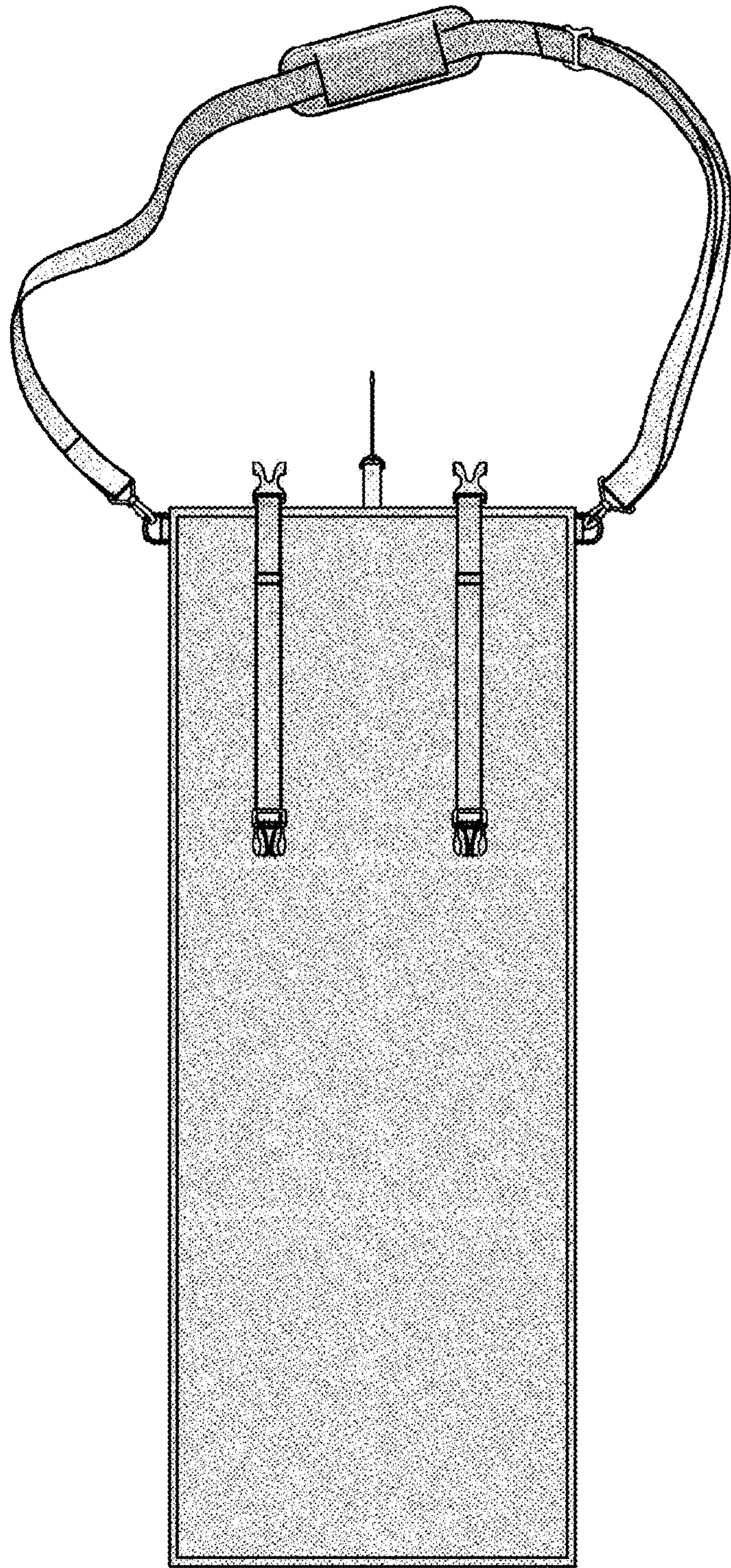


FIG. 5

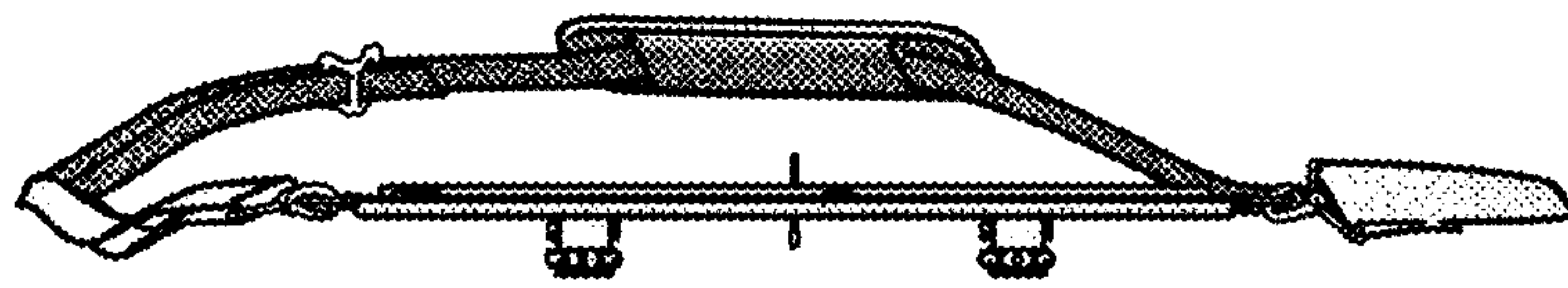


FIG. 6

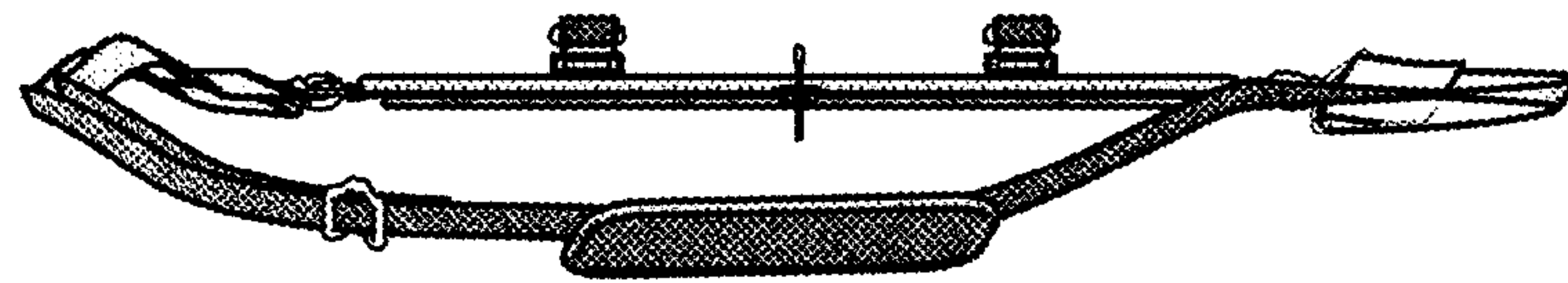


FIG. 7




FIG. 8



FIG. 9