



US00D720530S

(12) **United States Design Patent**
Abramson

(10) **Patent No.:** **US D720,530 S**
(45) **Date of Patent:** **** Jan. 6, 2015**

(54) **FLEXIBLE WALLET**

(71) Applicant: **Mark Abramson**, Sausalito, CA (US)

(72) Inventor: **Mark Abramson**, Sausalito, CA (US)

(**) Term: **14 Years**

(21) Appl. No.: **29/470,039**

(22) Filed: **Oct. 17, 2013**

(51) **LOC (10) Cl.** **03-01**

(52) **U.S. Cl.**
USPC **D3/247**

(58) **Field of Classification Search**
CPC A45C 1/06
USPC D3/247, 249-253; 150/132, 136-137,
150/147

See application file for complete search history.

(56) **References Cited**

U.S. PATENT DOCUMENTS

3,392,771 A * 7/1968 Hartley 150/147
3,659,640 A * 5/1972 Fenster et al. 150/147
D342,829 S * 1/1994 Mitchell D3/253

D410,774 S * 6/1999 Inbert D3/250
D467,420 S * 12/2002 Bodony et al. D3/249
D578,756 S * 10/2008 Huber D3/249

* cited by examiner

Primary Examiner — Holly Baynham

(74) *Attorney, Agent, or Firm* — Steven A. Nielsen; Allman & Nielsen, P.C.

(57) **CLAIM**

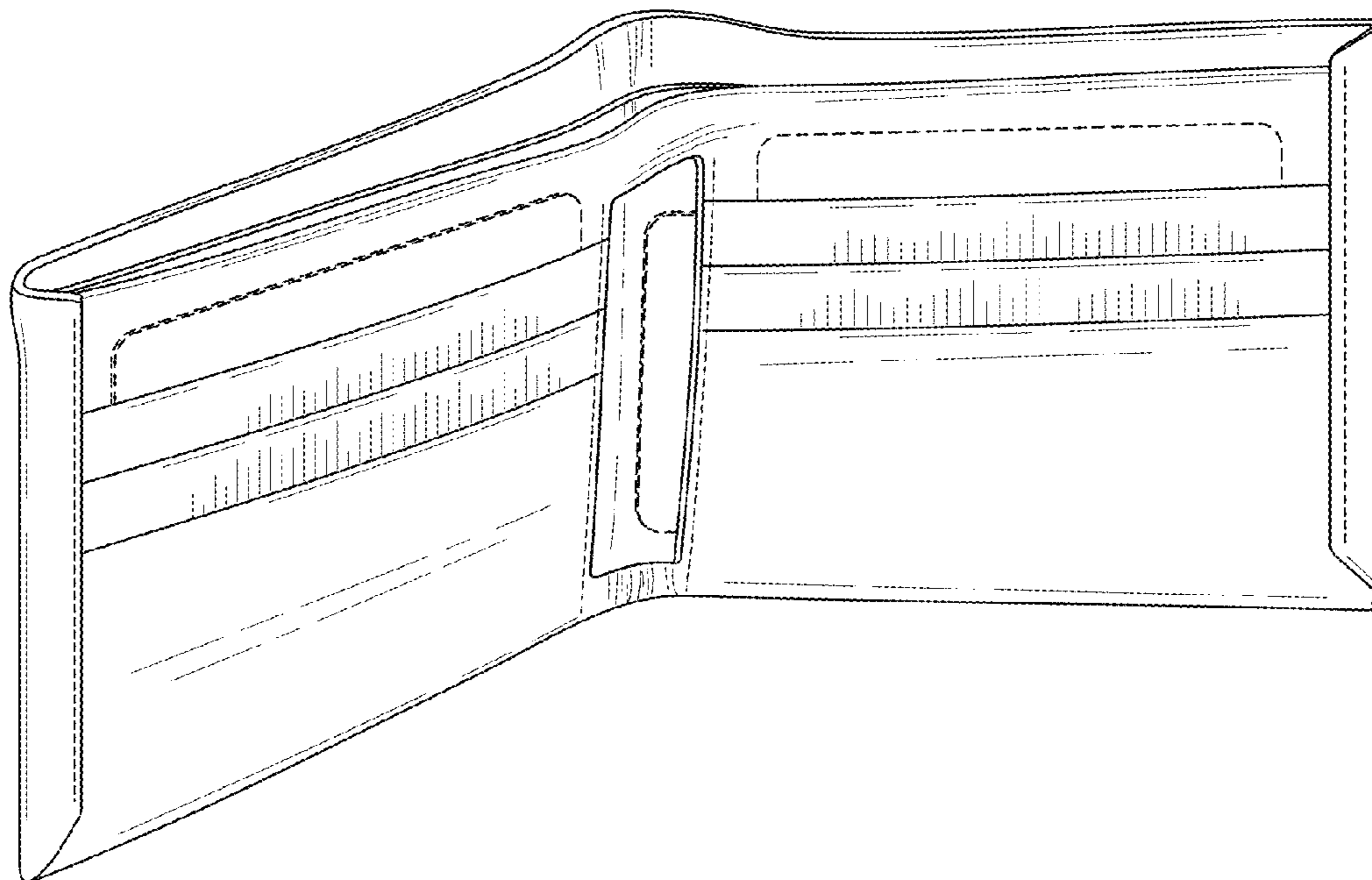
The ornamental design for a flexible wallet, as shown and described.

DESCRIPTION

FIG. 1 is a front perspective view showing the ornamental design of the claimed flexible wallet;
FIG. 2 is a front plan view thereof;
FIG. 3 is a back plan view thereof;
FIG. 4 is a left side elevation view thereof with the right side being a mirror image;
FIG. 5 is a top view thereof; and,
FIG. 6 is a bottom view thereof.

The broken lines showing wallet contents and stitching are for the purposes of illustrating environment and form no part of the claimed design.

1 Claim, 3 Drawing Sheets



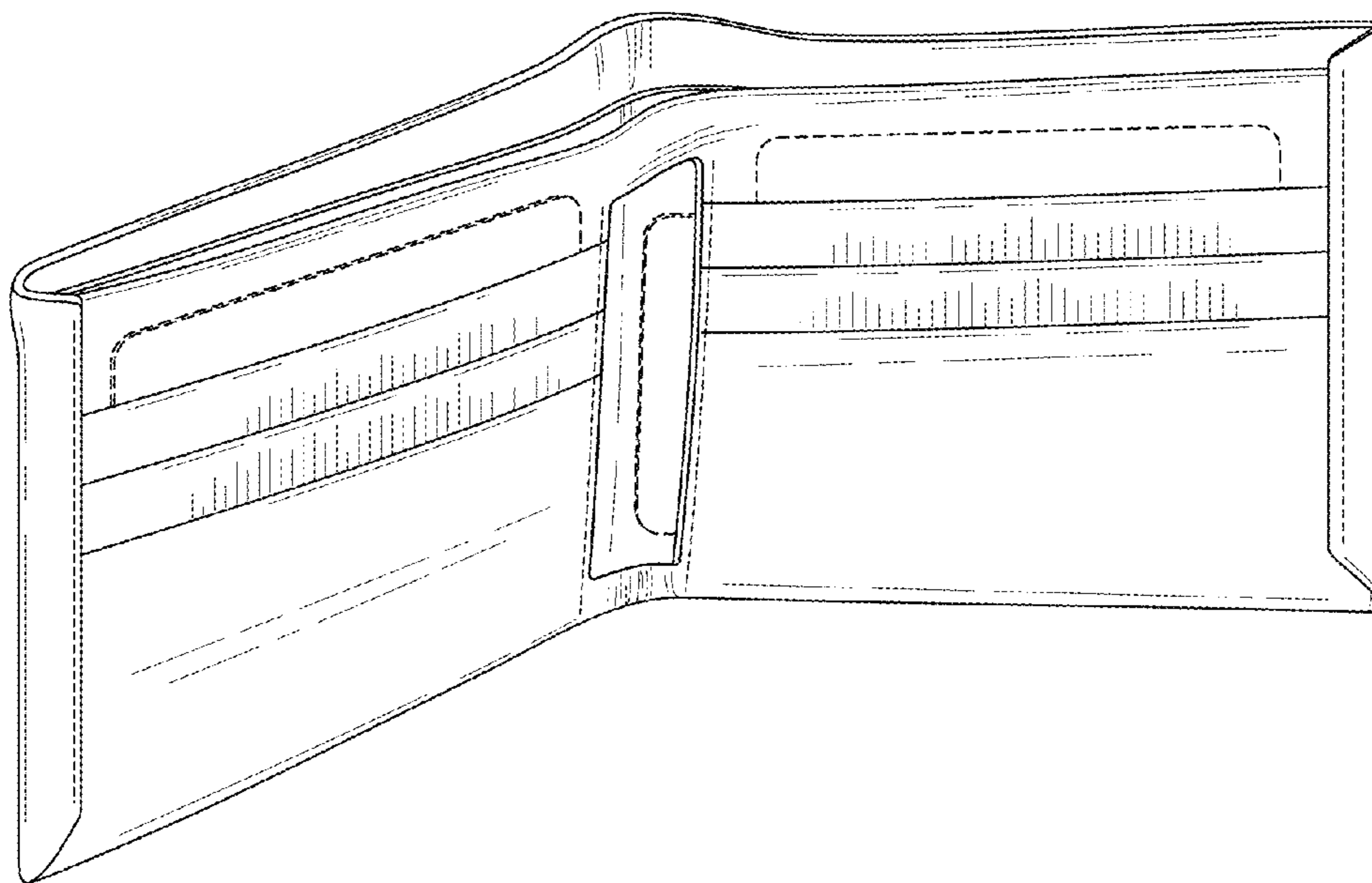


FIG. 1

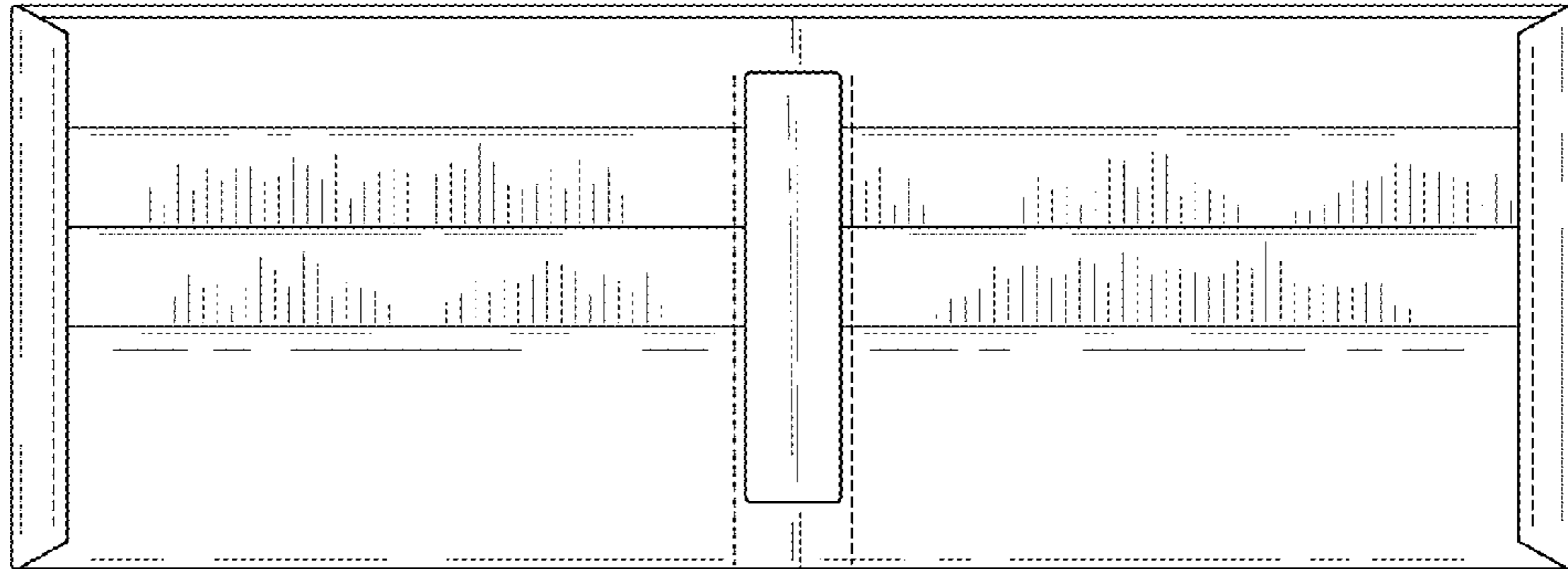


FIG. 2




FIG. 3




FIG. 4



FIG. 5




FIG. 6