



US00D720520S

(12) **United States Design Patent**
Klaiber et al.

(10) **Patent No.:** **US D720,520 S**
(45) **Date of Patent:** **** Jan. 6, 2015**

(54) **SKULL CAP**

(71) Applicants: **Benjamin Bryan Klaiber**, Toledo, OH (US); **Ronald L. Roberts**, Toledo, OH (US); **Sonny S. Ariss**, Sylvania, OH (US)

(72) Inventors: **Benjamin Bryan Klaiber**, Toledo, OH (US); **Ronald L. Roberts**, Toledo, OH (US); **Sonny S. Ariss**, Sylvania, OH (US)

(**) Term: **14 Years**

(21) Appl. No.: **29/446,500**

(22) Filed: **Feb. 25, 2013**

Related U.S. Application Data

(63) Continuation-in-part of application No. 13/706,489, filed on Dec. 6, 2012, which is a continuation-in-part of application No. 13/151,599, filed on Jun. 2, 2011, now abandoned, and a continuation-in-part of application No. 12/691,961, filed on Jan. 22, 2010, now abandoned, which is a continuation of application No. 12/138,041, filed on Jun. 12, 2008, now Pat. No. 7,650,648.

(51) **LOC (10) Cl.** **02-03**

(52) **U.S. Cl.**
USPC **D2/889**; D2/867

(58) **Field of Classification Search**
USPC D2/865, 866, 867, 870, 878, 879, 880, D2/881, 882, 883, 884, 886, 888, 889; D28/20, 92, 93; D29/102, 103, 104, D29/105, 106, 107; 2/10, 68, 171, 171.4, 2/171.5, 175.3, 181.6, 181.8, 182.3, 2/182.8, 183, 195.8, 209.13, 209.3, 2/209.4; 66/171; 132/53, 54, 201, 274
See application file for complete search history.

(56) **References Cited**

U.S. PATENT DOCUMENTS

221,069	A *	10/1879	Hull	132/54
1,531,394	A *	3/1925	Hart	2/68
D176,046	S *	11/1955	Spreiregen	D29/106
3,447,164	A *	6/1969	Greenhouse	2/68
3,582,990	A *	6/1971	Spreiregen	2/6.6
3,862,638	A *	1/1975	Fannin	132/53
D234,886	S *	4/1975	Hayes	D29/106
6,220,249	B1 *	4/2001	Park	132/53
7,069,597	B2 *	7/2006	Hardenbrook	2/68
D605,834	S *	12/2009	Viafora et al.	D2/878
D695,966	S *	12/2013	Futterer	D29/102
8,613,114	B1 *	12/2013	Olivares Velasco	2/411
D704,894	S *	5/2014	Jennings	D29/102
2006/0260627	A1 *	11/2006	Park	132/54
2013/0019889	A1 *	1/2013	Palmer-Rogers	132/201

* cited by examiner

Primary Examiner — Karen E Eldridge Powers

(74) *Attorney, Agent, or Firm* — Donald K. Wedding

(57) **CLAIM**

The ornamental design for a skull cap, as shown and described.

DESCRIPTION

FIG. 1 is an enlarged front perspective view of our ornamental design for a skull cap.

FIG. 2 is a left side elevation view of our ornamental design shown in FIG. 1.

FIG. 3 is a right side elevation view of our ornamental design shown in FIG. 1.

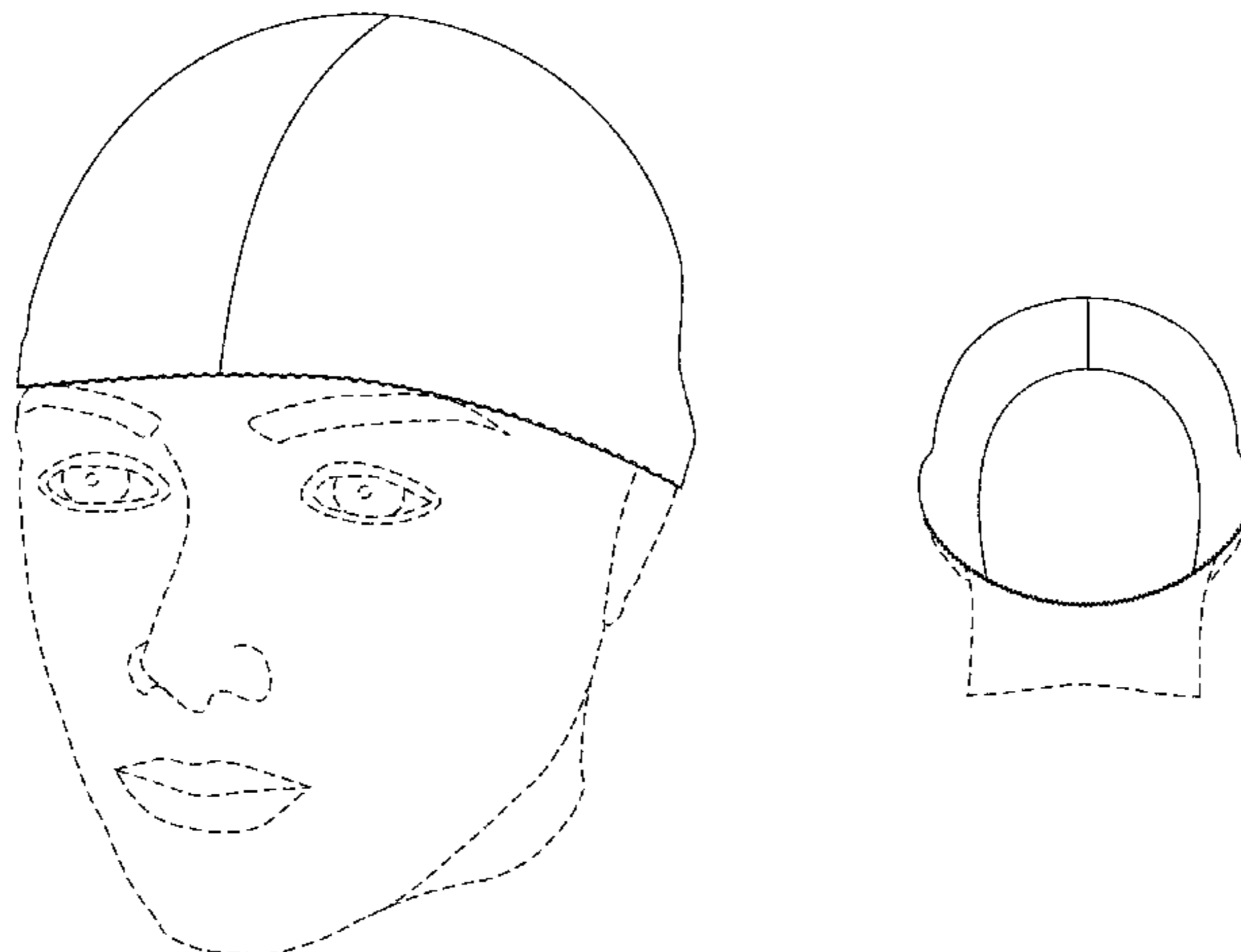
FIG. 4 is a front elevation view of our ornamental design shown in FIG. 1.

FIG. 5 is a back elevation view of our ornamental design shown in FIG. 1; and,

FIG. 6 is a top plan view of our ornamental design shown in FIG. 1.

The partial human figure shown in broken lines in the drawings is included to illustrate how the skull cap may appear when worn and forms no part of the claimed design.

1 Claim, 4 Drawing Sheets



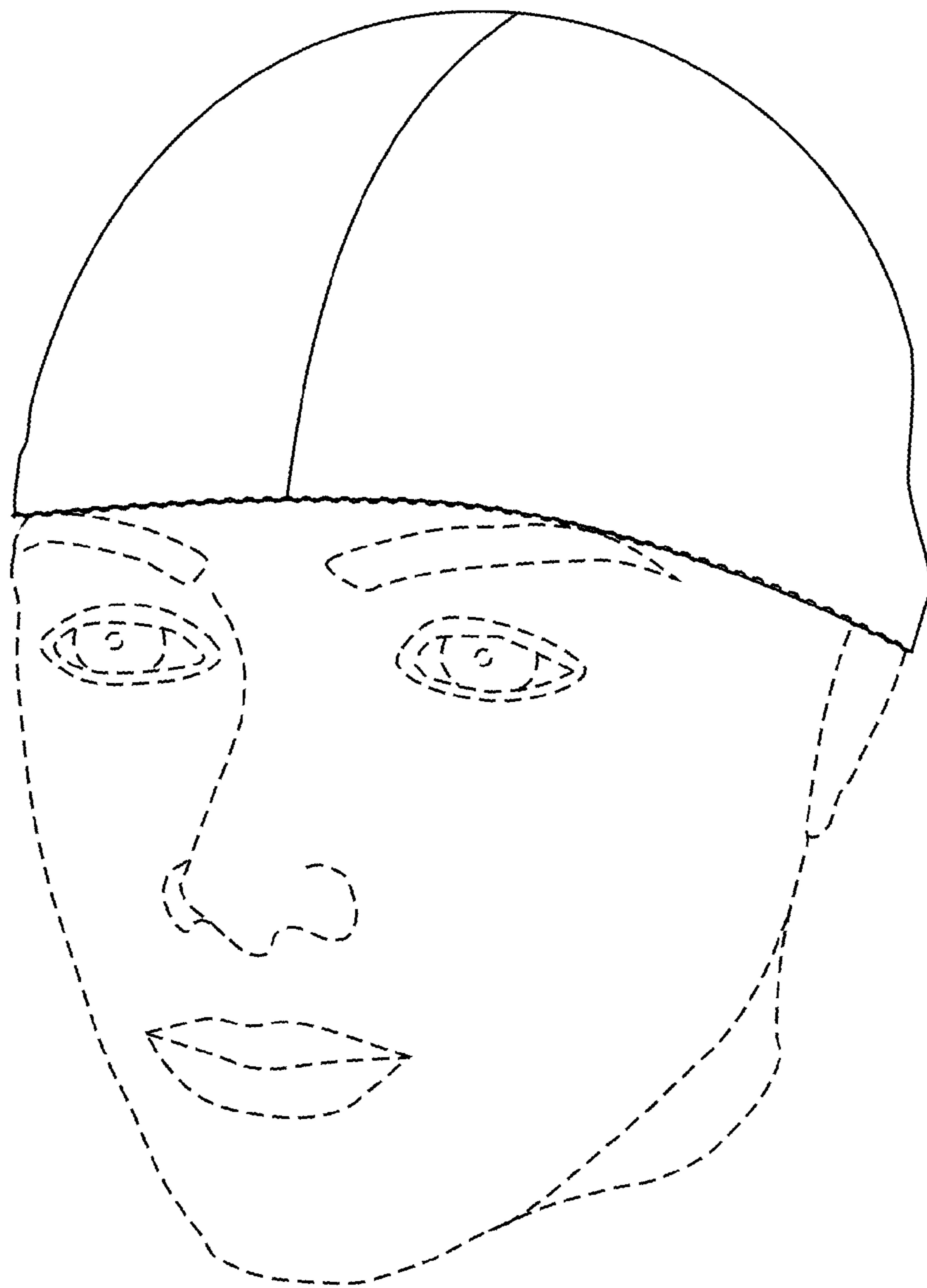


FIG. 1

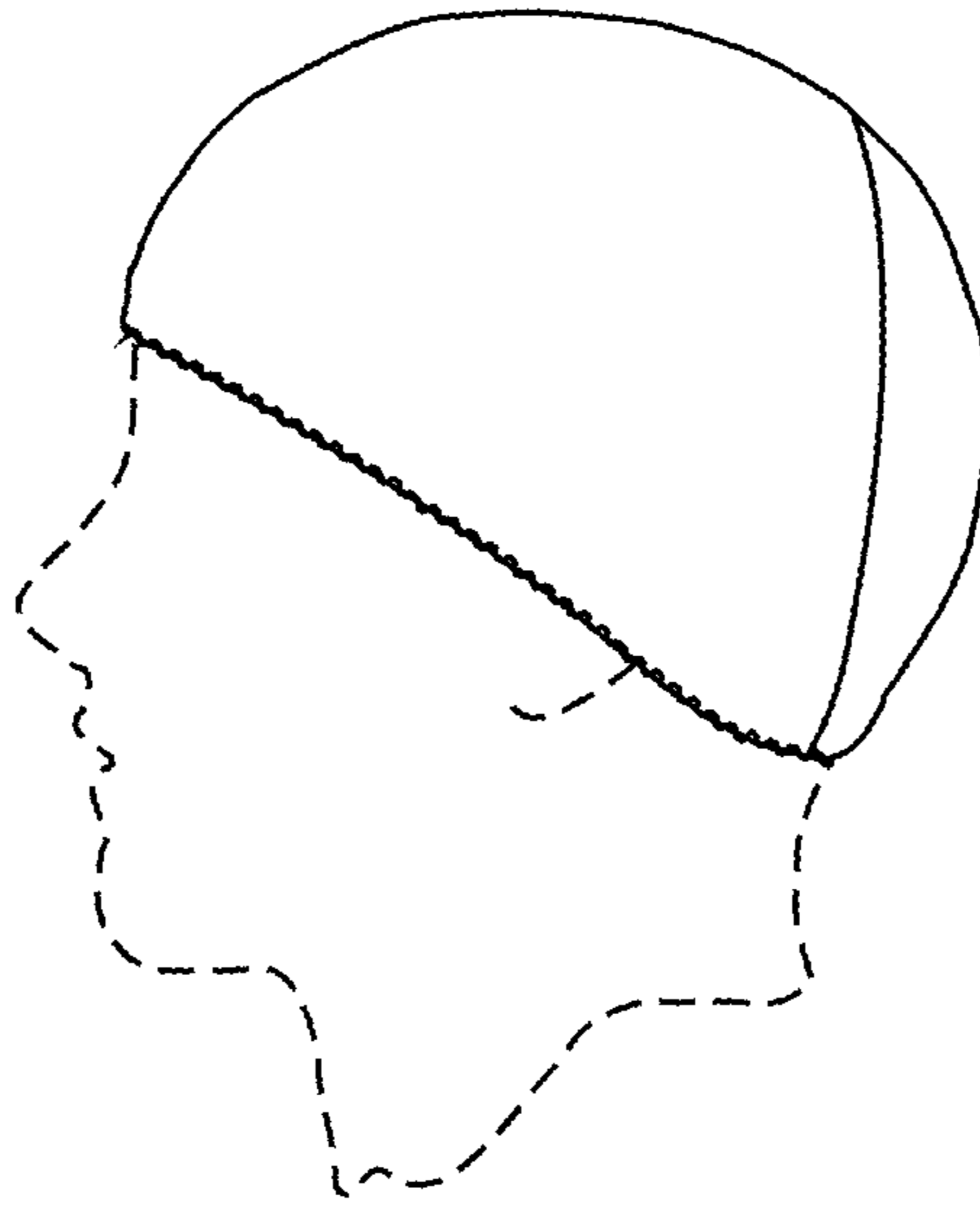


FIG. 2

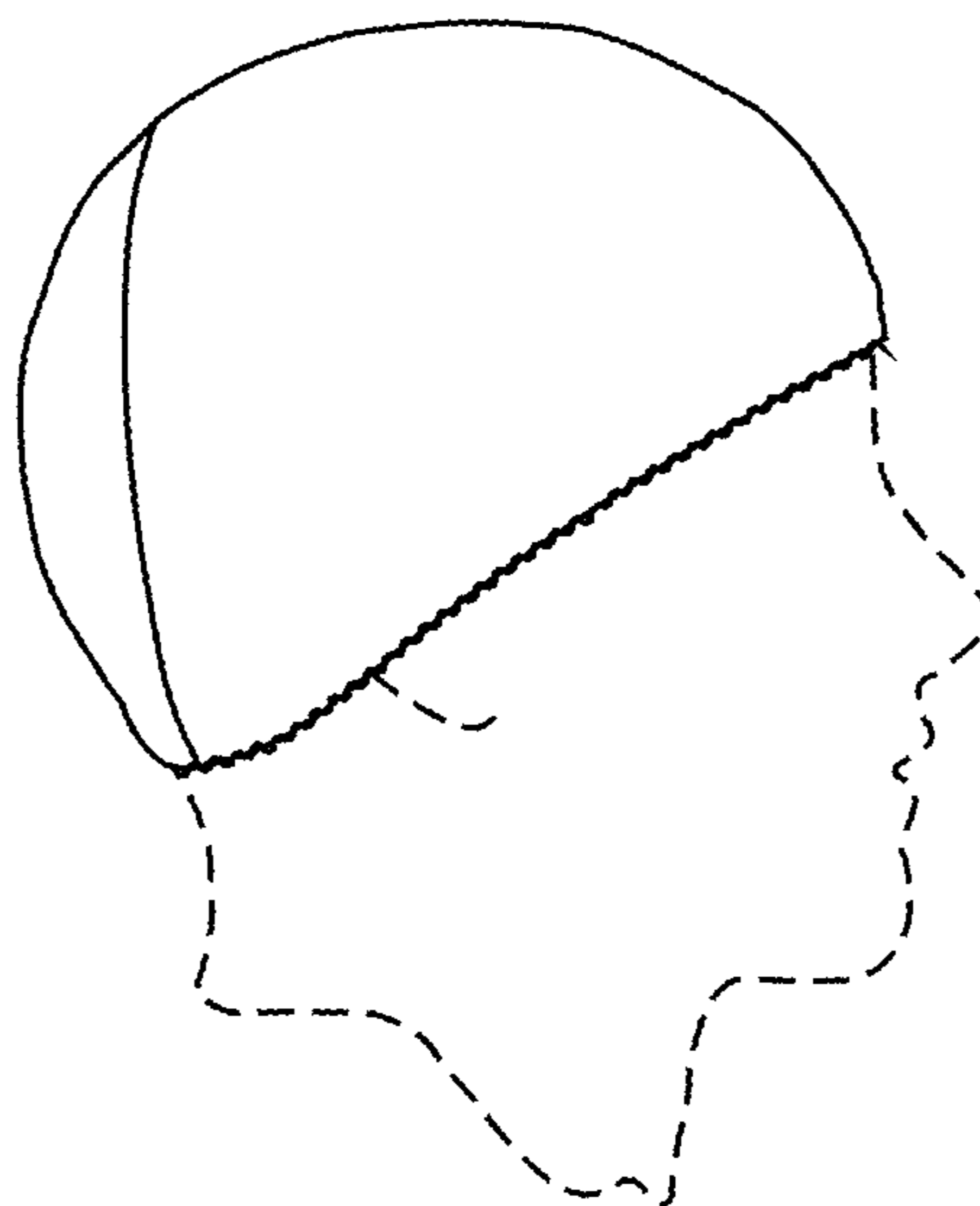


FIG. 3

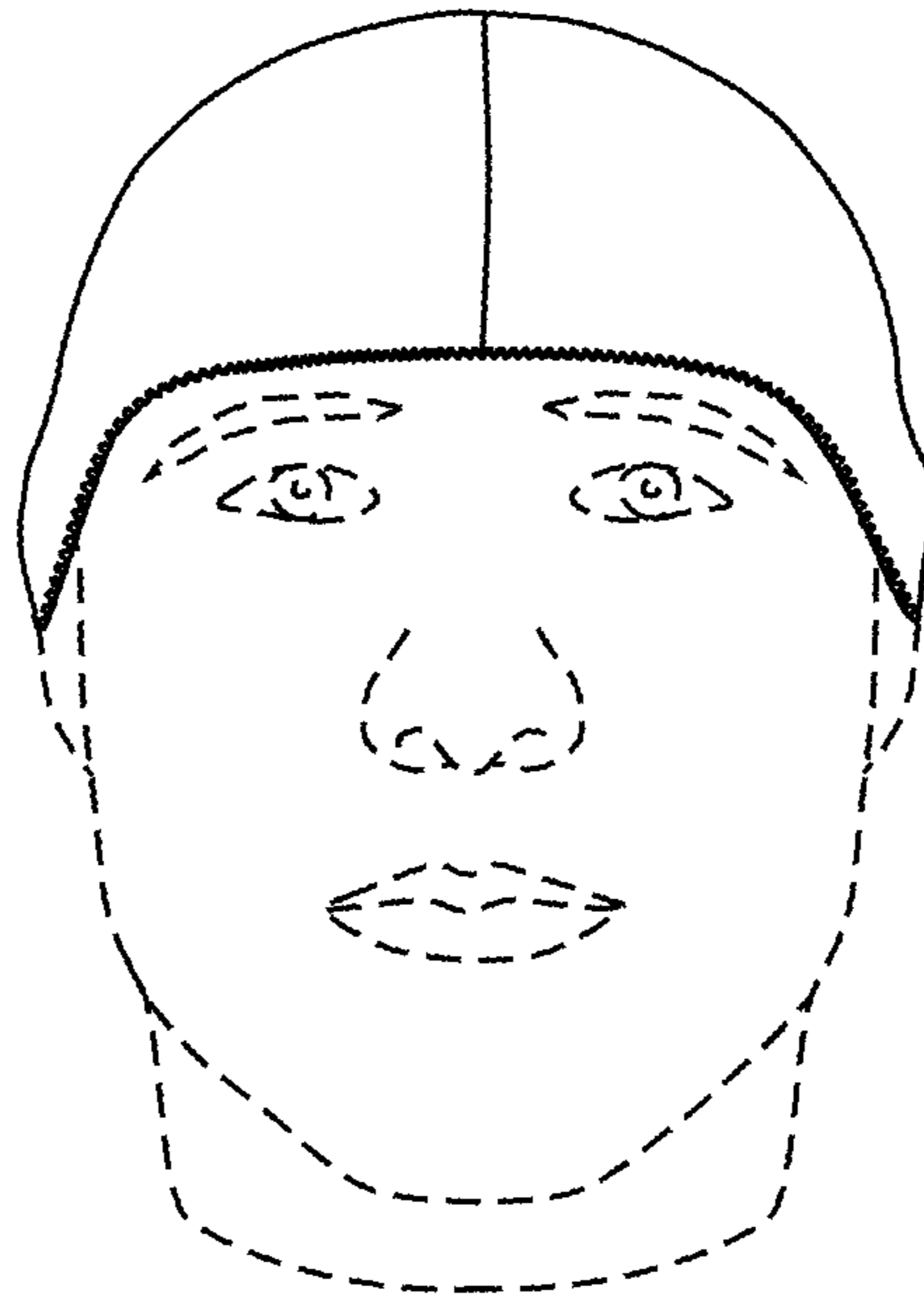


FIG. 4

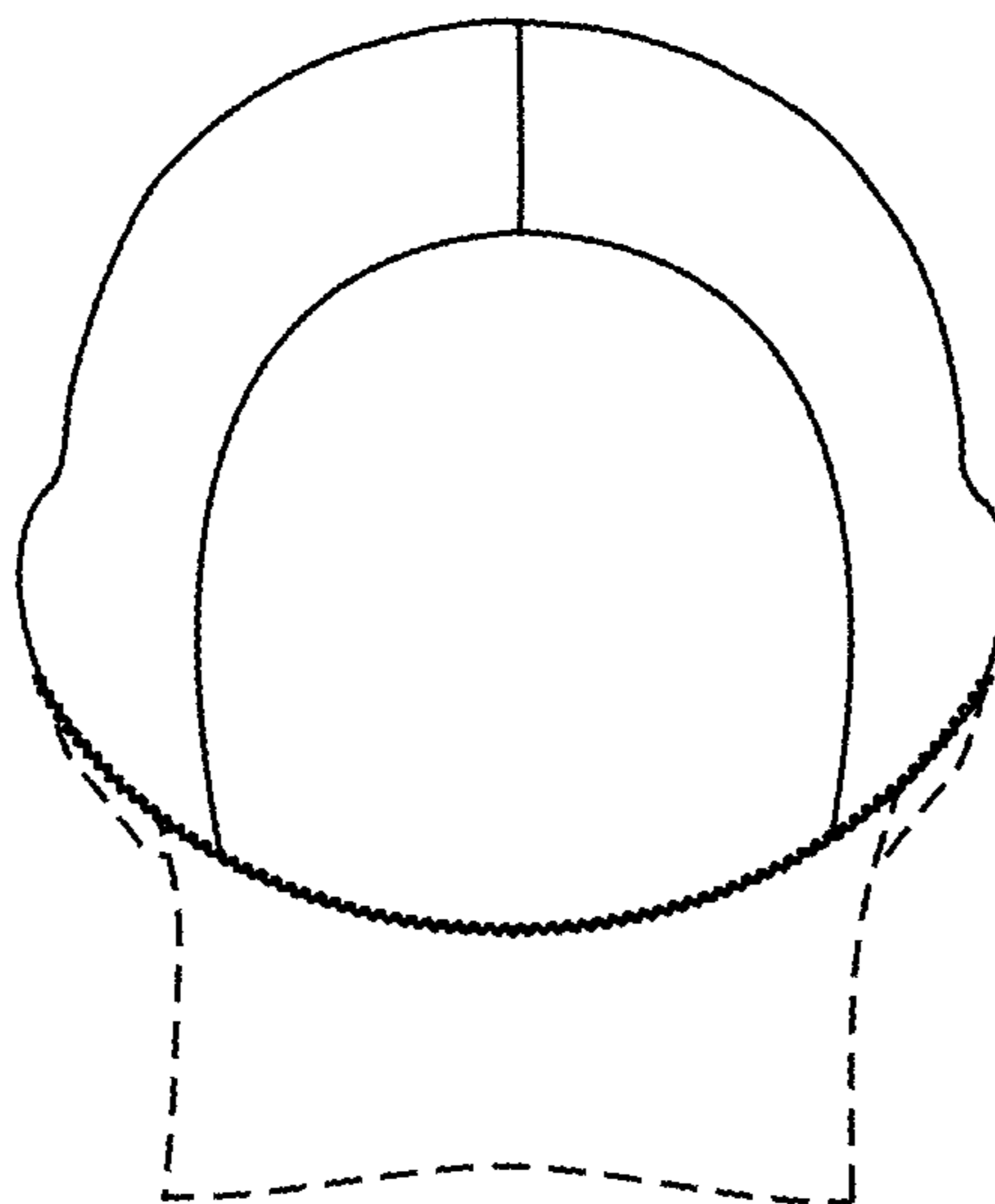


FIG. 5

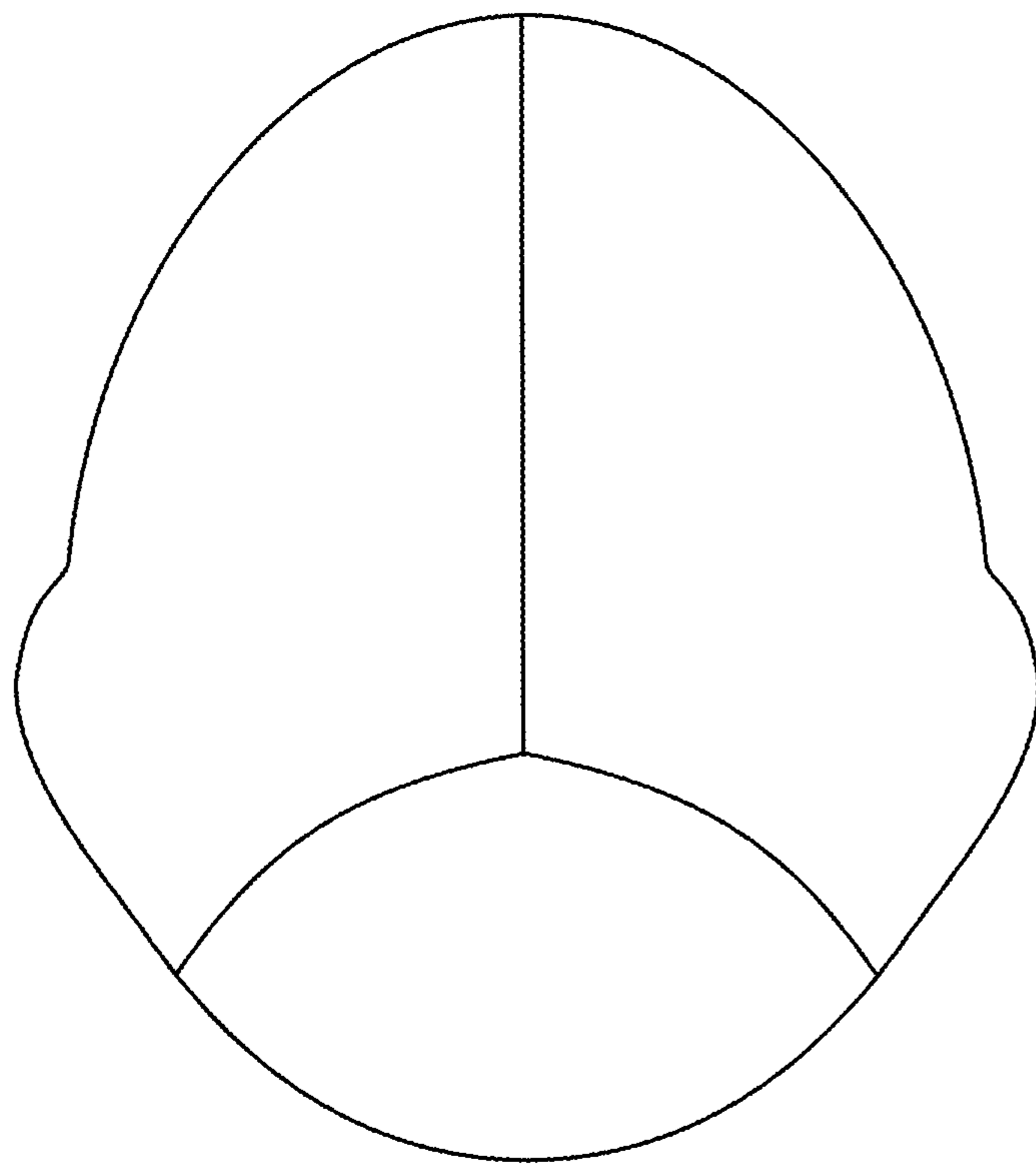


FIG. 6