

US00D720501S

(12) **United States Design Patent**
Pourmehr

(10) **Patent No.:** **US D720,501 S**

(45) **Date of Patent:** **** Dec. 30, 2014**

(54) **MAKEUP PALETTE APPARATUS**

(56) **References Cited**

(71) Applicant: **Payam Pourmehr**, Houston, TX (US)

U.S. PATENT DOCUMENTS

(72) Inventor: **Payam Pourmehr**, Houston, TX (US)

D651,351	S	*	12/2011	DeMarco	D28/84
D656,270	S	*	3/2012	Nakagawa	D28/84
2006/0042991	A1	*	3/2006	White West	206/581
2008/0302383	A1	*	12/2008	de Montjamont	132/287
2009/0255846	A1	*	10/2009	Pires et al.	206/581
2014/0224275	A1	*	8/2014	Peterson	132/314

(**) Term: **14 Years**

* cited by examiner

(21) Appl. No.: **29/471,845**

(22) Filed: **Nov. 5, 2013**

Primary Examiner — Jennifer Rivard

(51) **LOC (10) Cl.** **28-03**

(74) *Attorney, Agent, or Firm* — Matthew Zarghouni;
Fomby & Zarghouni LLC

(52) **U.S. Cl.**

USPC **D28/76; D7/553.4**

(57) **CLAIM**

(58) **Field of Classification Search**

I claim the ornamental design for a makeup palette apparatus,
as shown and described.

CPC A45D 33/006; A45D 33/003; A45D
33/04–33/16; A45D 33/025; A45D 33/02;
A45D 33/20; A45D 33/22; A45D 33/24;
A45D 33/26; A45D 33/28; A45D 33/18;
A45D 40/22; A45D 40/222; A45D 40/24;
A45D 42/02

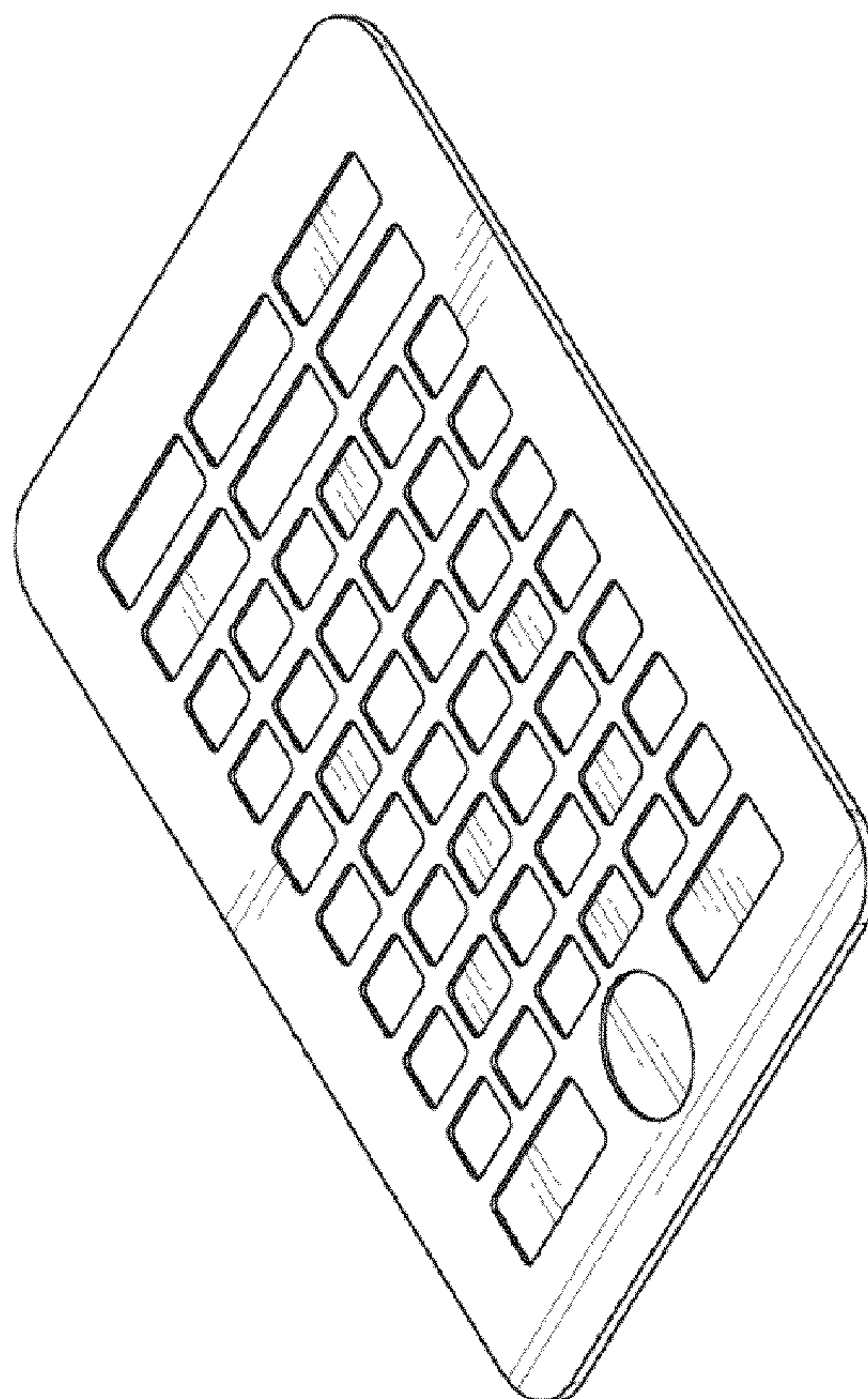
USPC D28/64.1–64.7, 76–84; 206/581, 823,
206/1.8–1.9; 132/286–318; D9/503–505,
D9/421, 428, 447; D3/901;
D7/553.2–553.5, 554.3

DESCRIPTION

FIG. 1 is a perspective view of a makeup palette apparatus showing my new design;
FIG. 2 is a front elevation view thereof;
FIG. 3 is a rear elevation view thereof;
FIG. 4 is a right side elevation view thereof;
FIG. 5 is a left side elevation view thereof;
FIG. 6 is a top plan view thereof; and,
FIG. 7 is a bottom plan view thereof.

See application file for complete search history.

1 Claim, 4 Drawing Sheets



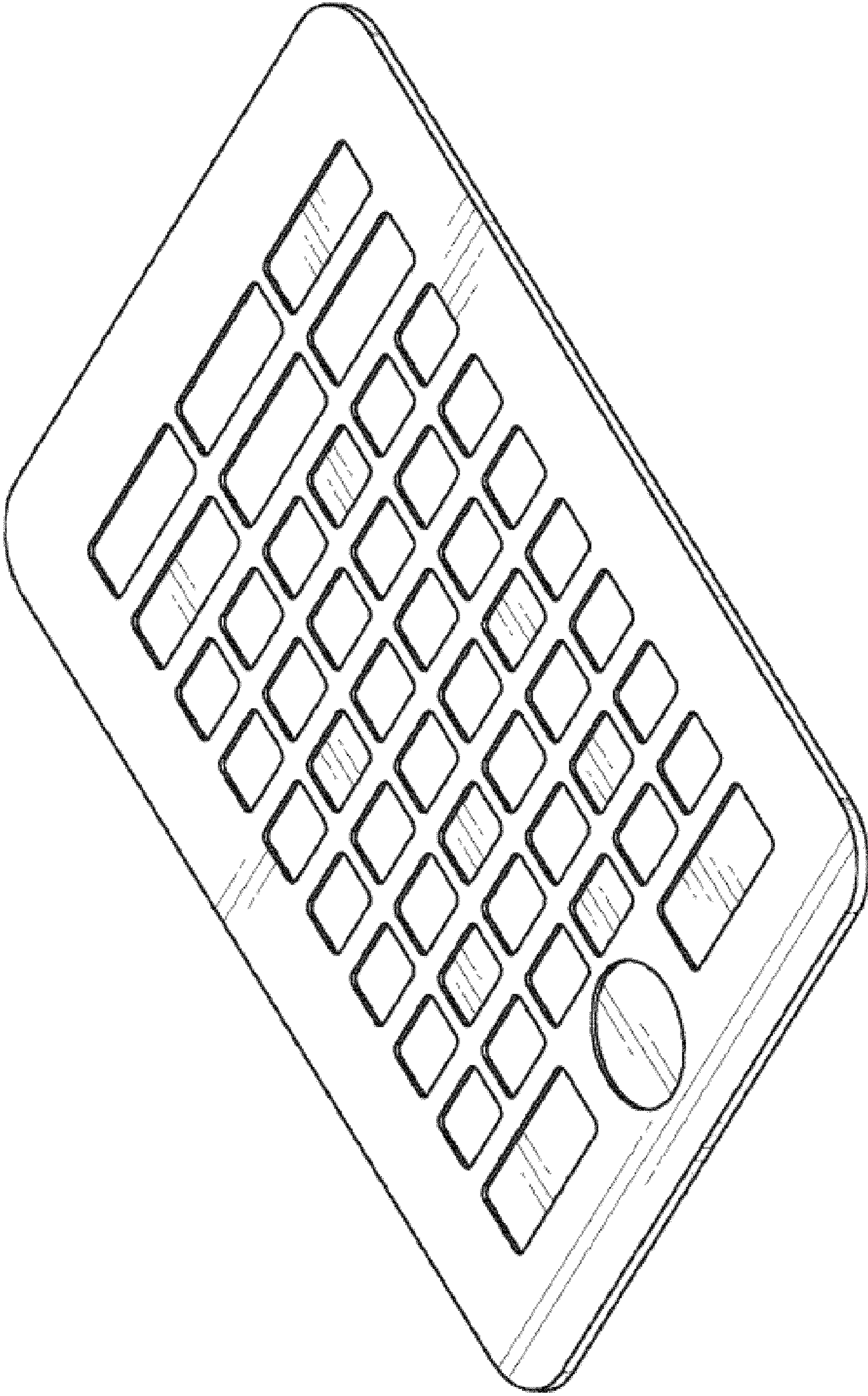


FIG. 1



FIG. 2



FIG. 3




FIG. 4




FIG. 5

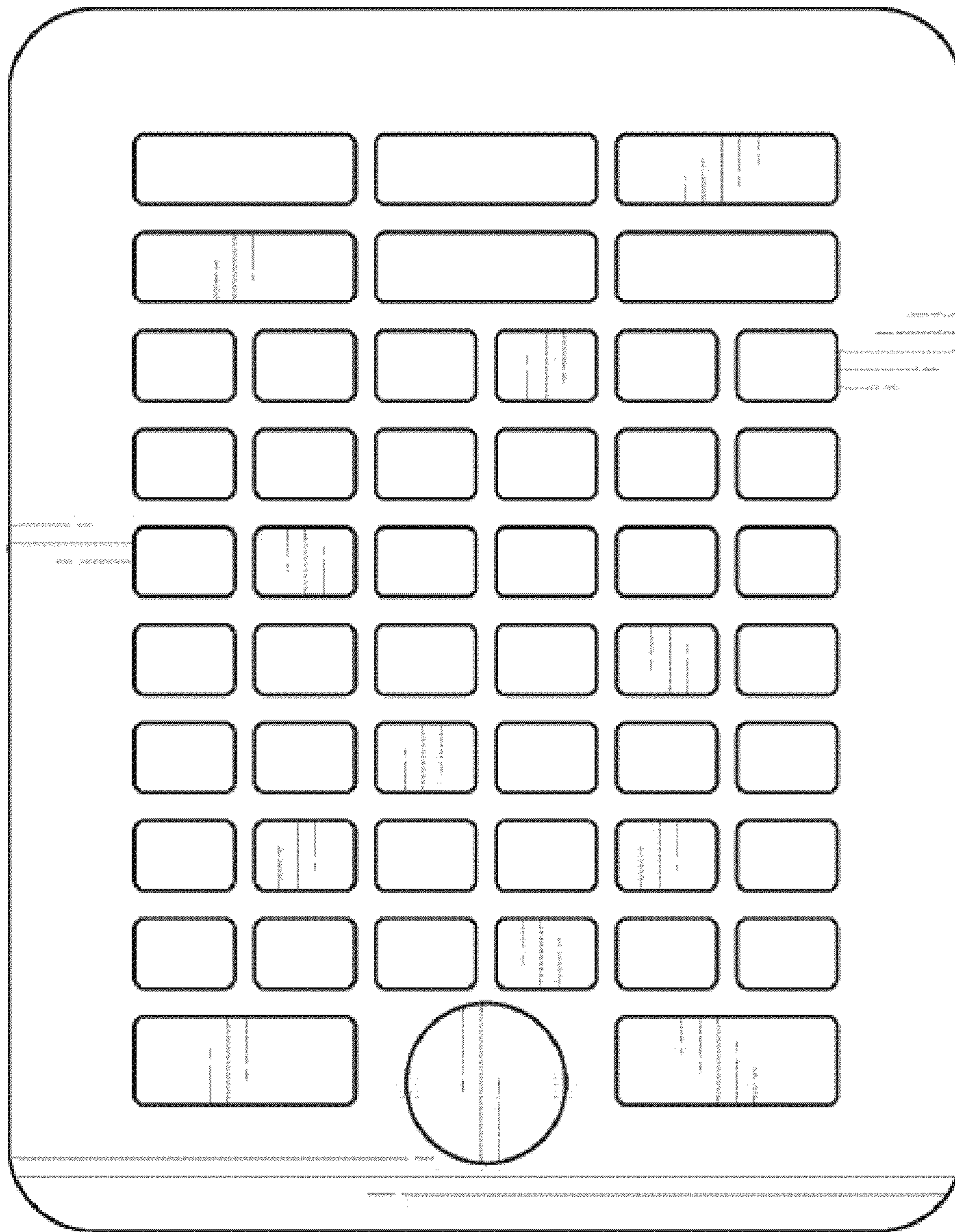


FIG. 6




FIG. 7