



US00D720499S

(12) **United States Design Patent**
Alima

(10) **Patent No.:** **US D720,499 S**
(45) **Date of Patent:** **** Dec. 30, 2014**

(54) **PORTABLE ELECTRICALLY POWERED VAPORIZATION CHAMBER**

(71) Applicant: **Yariv Alima**, Plantation, FL (US)

(72) Inventor: **Yariv Alima**, Plantation, FL (US)

(73) Assignee: **Atmos Nation, LLC**, Davie, FL (US)

(**) Term: **14 Years**

(21) Appl. No.: **29/460,653**

(22) Filed: **Jul. 12, 2013**

(51) **LOC (10) Cl.** **27-02**

(52) **U.S. Cl.**
USPC **D27/167**

(58) **Field of Classification Search**
CPC A24F 1/02; A24F 1/04; A24F 1/06;
A24F 1/08; A24F 1/10; A24F 1/12; A24F
1/14; A24F 1/22; A24F 9/16; A24F
47/002–47/008; A24F 1/30; A24F 47/00
USPC D27/100–101, 106, 143, 152, 161–172,
D27/183–184, 187, 189, 190, 193–194;
131/220–222, 226, 173, 174, 194,
131/328–330, 270, 273; D7/584, 585;
D9/500, 502; D11/143, 144, 146, 152;
D24/110.5

See application file for complete search history.

(56) **References Cited**

U.S. PATENT DOCUMENTS

D402,078 S * 12/1998 Fleischhauer et al. D27/194
D590,988 S * 4/2009 Hon D27/101
D590,989 S * 4/2009 Hon D27/101
D652,571 S * 1/2012 Shenassa et al. D27/163
D655,036 S * 2/2012 Zhou D27/101

D683,897 S * 6/2013 Liu D27/170
D684,311 S * 6/2013 Liu D27/101
D688,415 S * 8/2013 Kim D27/101
8,578,942 B2 * 11/2013 Schennum 131/271
D695,450 S * 12/2013 Benassayag et al. D27/163
D702,876 S * 4/2014 Liu D27/194
8,689,786 B2 * 4/2014 Schennum 128/202.21
D707,389 S * 6/2014 Liu D27/194
8,770,187 B2 * 7/2014 Murphy 128/200.18
2011/0232654 A1 * 9/2011 Mass 131/273
2014/0041655 A1 * 2/2014 Barron et al. 128/202.21
2014/0060528 A1 * 3/2014 Liu 128/202.21
2014/0216483 A1 * 8/2014 Alima 131/329
2014/0261493 A1 * 9/2014 Smith et al. 131/328
2014/0261495 A1 * 9/2014 Novak et al. 131/329
2014/0261500 A1 * 9/2014 Park 131/329

* cited by examiner

Primary Examiner — Susan Bennett Hattan
Assistant Examiner — Janice Hallmark

(57) **CLAIM**

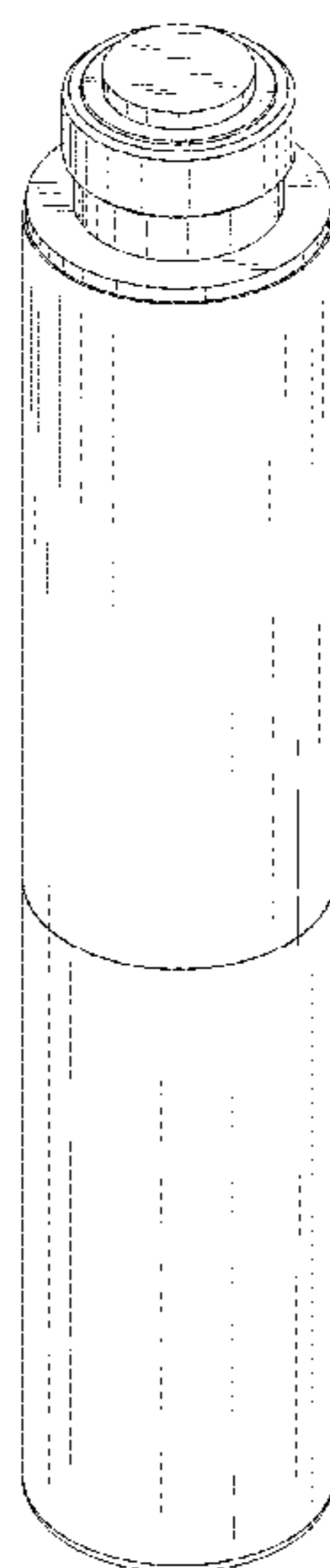
The ornamental design for a portable electrically powered vaporization chamber, as shown and described.

DESCRIPTION

FIG. 1 is a perspective view of a portable electrically powered vaporization chamber;
FIG. 2 is a front view thereof;
FIG. 3 is a rear view thereof;
FIG. 4 is a right view thereof;
FIG. 5 is a left view thereof;
FIG. 6 is a top view thereof;
FIG. 7 is a bottom view thereof; and,
FIG. 8 is a bottom perspective view thereof.

The broken lines in the drawings illustrate portions of the portable electrically powered vaporization chamber and form no part of the claimed design.

1 Claim, 8 Drawing Sheets



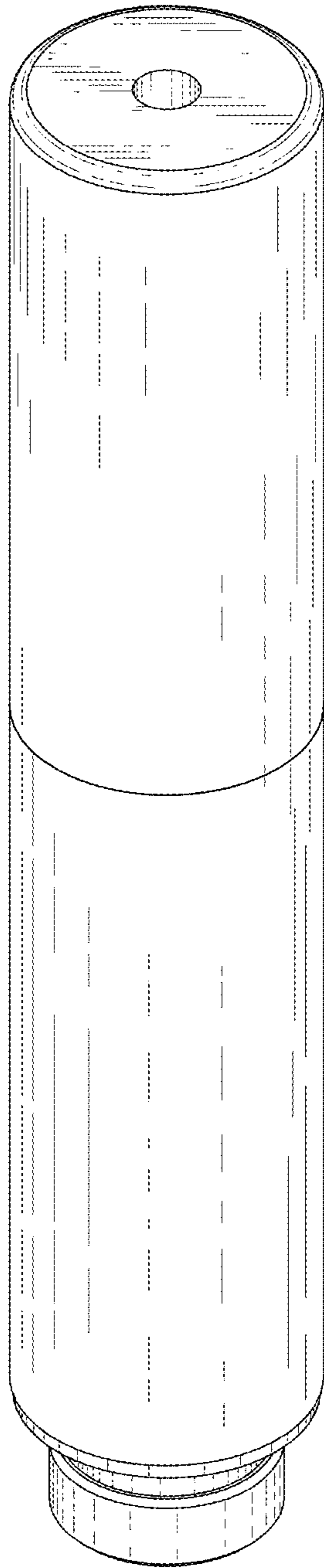


FIG. 1

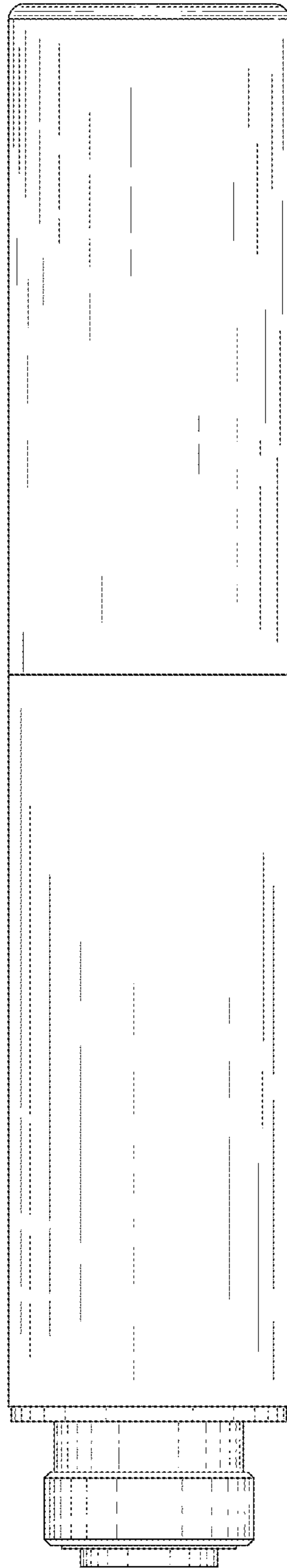


FIG. 2

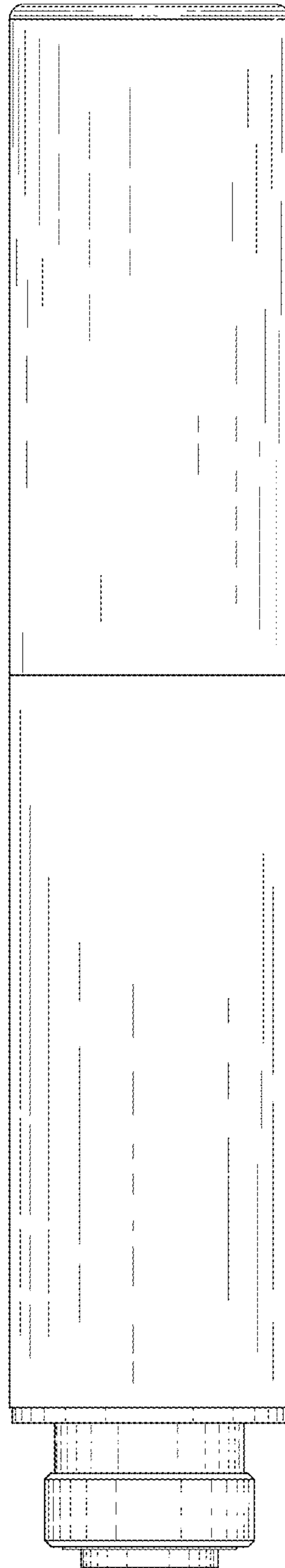


FIG. 3

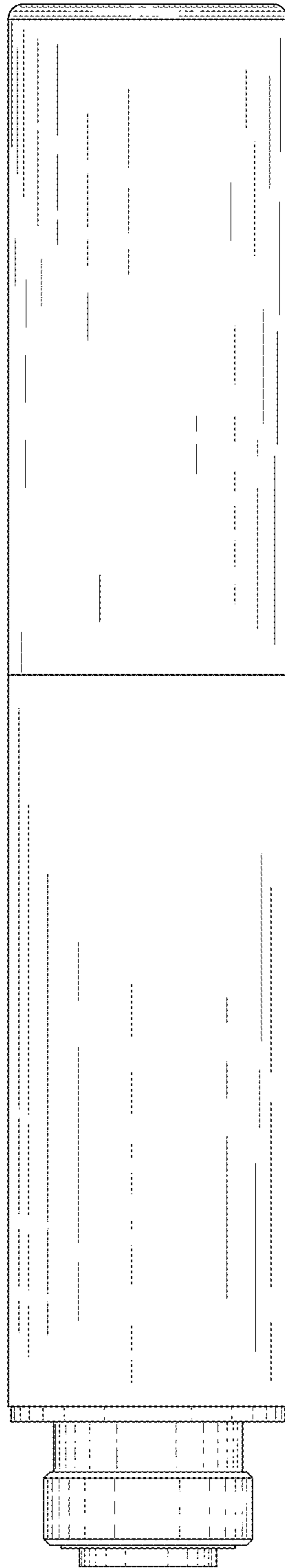


FIG. 4

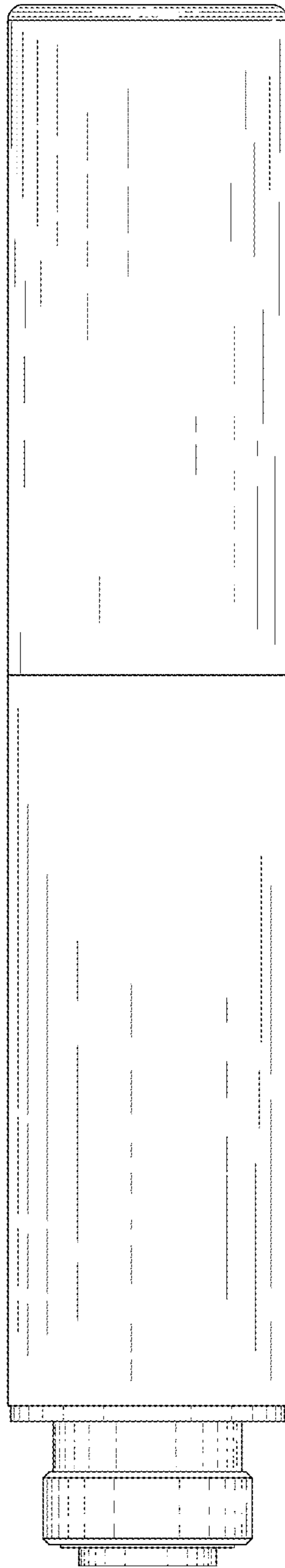


FIG.5

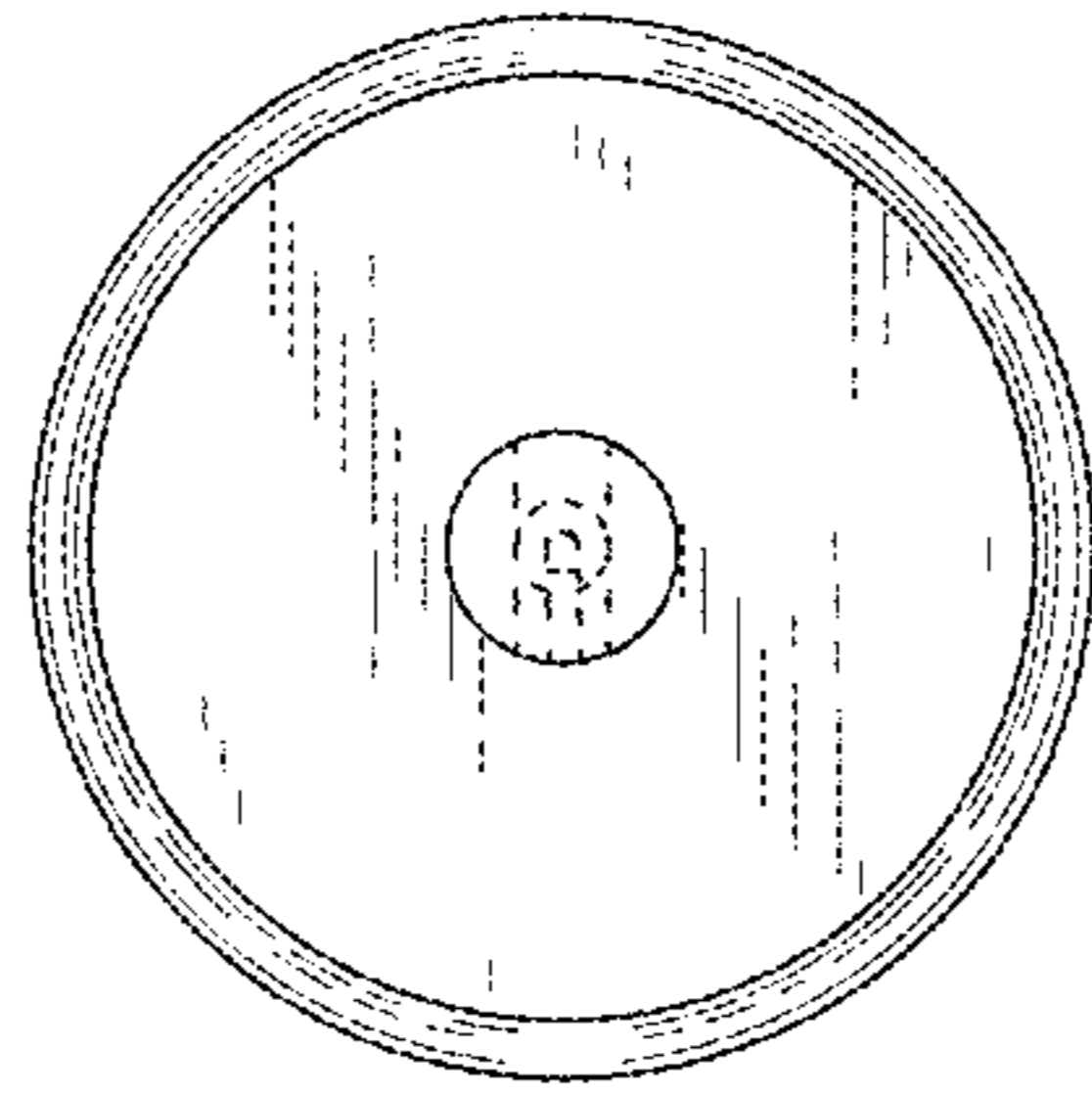


FIG. 6

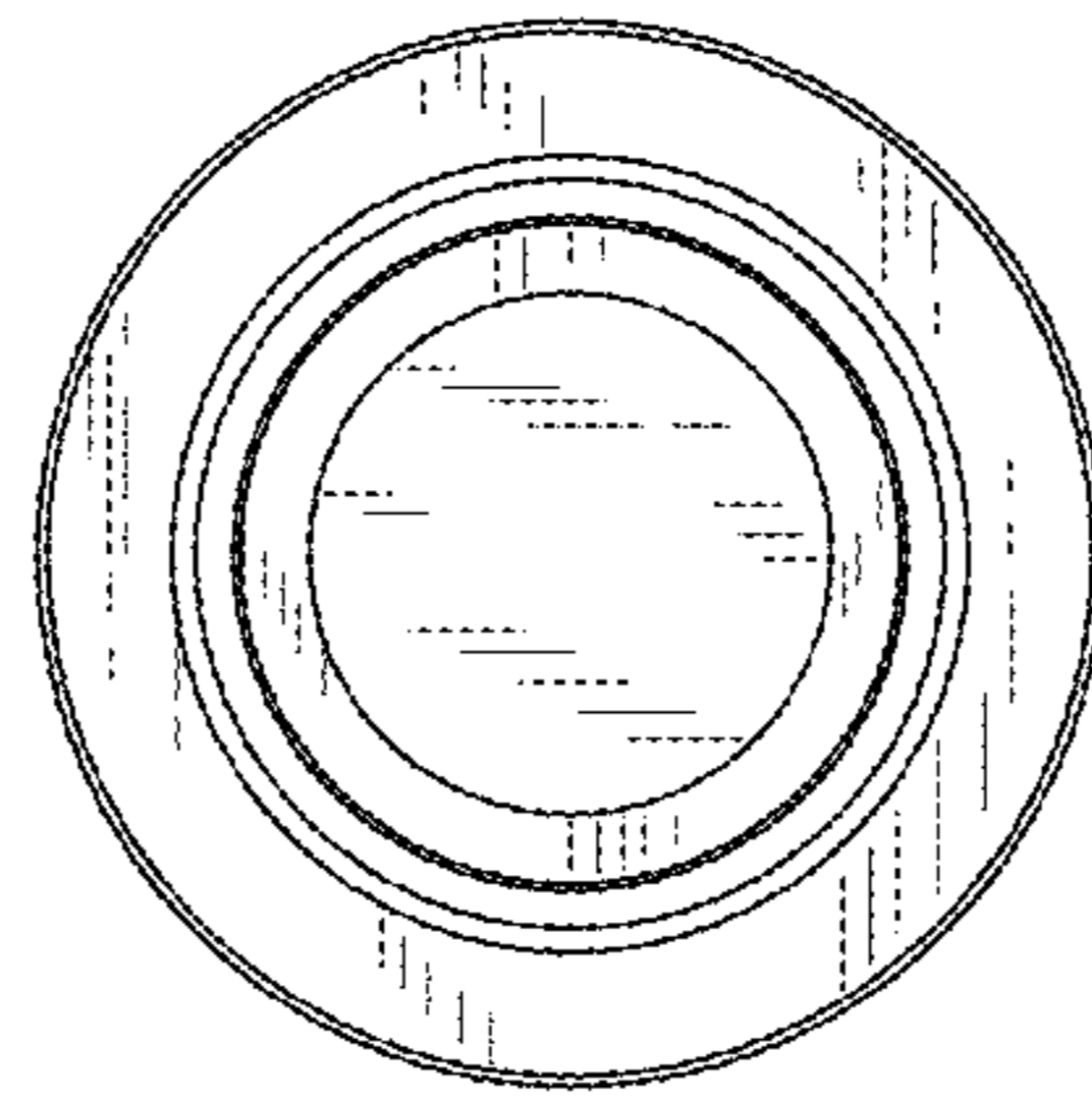


FIG. 7

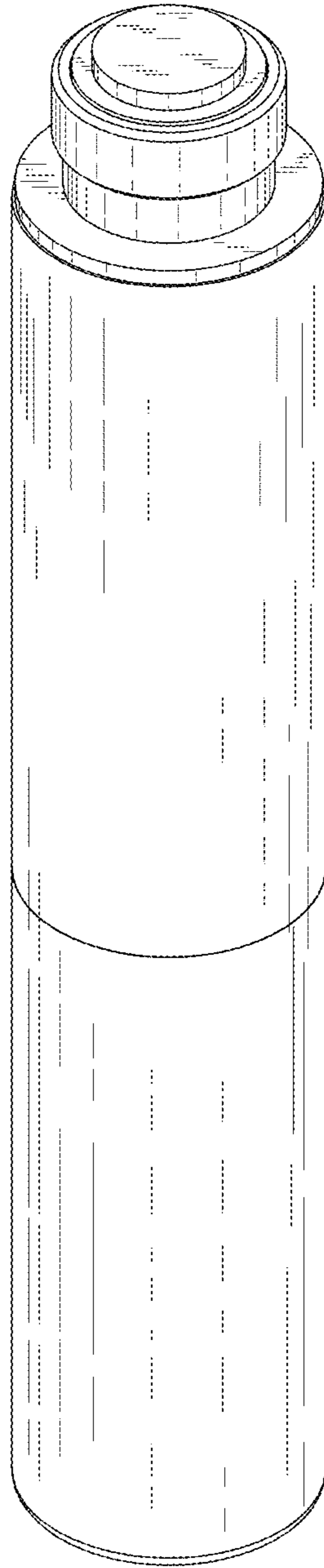


FIG. 8