



US00D720497S

(12) **United States Design Patent**
Alima

(10) **Patent No.:** **US D720,497 S**

(45) **Date of Patent:** **** Dec. 30, 2014**

(54) **VAPORIZER**

(71) Applicant: **Yariv Alima**, Plantation, FL (US)

(72) Inventor: **Yariv Alima**, Plantation, FL (US)

(73) Assignee: **Atmos Nation, LLC**, Davie, FL (US)

(**) Term: **14 Years**

(21) Appl. No.: **29/486,726**

(22) Filed: **Apr. 2, 2014**

(51) **LOC (10) Cl.** **27-01**

(52) **U.S. Cl.**
USPC **D27/101; D27/163**

(58) **Field of Classification Search**
CPC A24F 1/02; A24F 1/04; A24F 1/06;
A24F 1/08; A24F 1/10; A24F 1/12; A24F
1/14; A24F 1/22; A24F 9/16; A24F
47/002-47/008; A24F 1/30; A24F 47/00
USPC D27/100-101, 106, 143, 152, 161-172,
D27/183-184, 187, 189, 190, 193-194;
131/220-222, 226, 173, 174, 194,
131/328-330, 270, 273; D7/584, 585;
D9/500, 502; D11/143, 144, 146, 152;
D24/110.5

See application file for complete search history.

(56) **References Cited**

U.S. PATENT DOCUMENTS

D364,480 S * 11/1995 Warren, Sr. D27/183
D590,990 S * 4/2009 Hon D27/101
D590,991 S * 4/2009 Hon D27/101
7,581,540 B2 * 9/2009 Hale et al. 128/203.27
D644,375 S * 8/2011 Zhou D27/101

D653,803 S * 2/2012 Timmermans D27/163
D655,036 S * 2/2012 Zhou D27/101
D687,181 S * 7/2013 Goch D27/101
D688,415 S * 8/2013 Kim D27/101
D688,416 S * 8/2013 Liu D27/101
D693,053 S * 11/2013 Chen D27/101
D694,468 S * 11/2013 Chen D27/101
D695,450 S * 12/2013 Benassayag et al. D27/163
D702,876 S * 4/2014 Liu D27/194
D707,389 S * 6/2014 Liu D27/194
2009/0151717 A1 * 6/2009 Bowen et al. 128/200.23
2012/0067358 A1 * 3/2012 Rasch 131/273
2012/0260926 A1 * 10/2012 Tu et al. 131/329
2013/0068239 A1 * 3/2013 Youn 131/273
2013/0152922 A1 * 6/2013 Benassayag et al. 128/202.21
2014/0041655 A1 * 2/2014 Barron et al. 128/202.21

* cited by examiner

Primary Examiner — Susan Bennett Hattan

Assistant Examiner — Janice Hallmark

(57) **CLAIM**

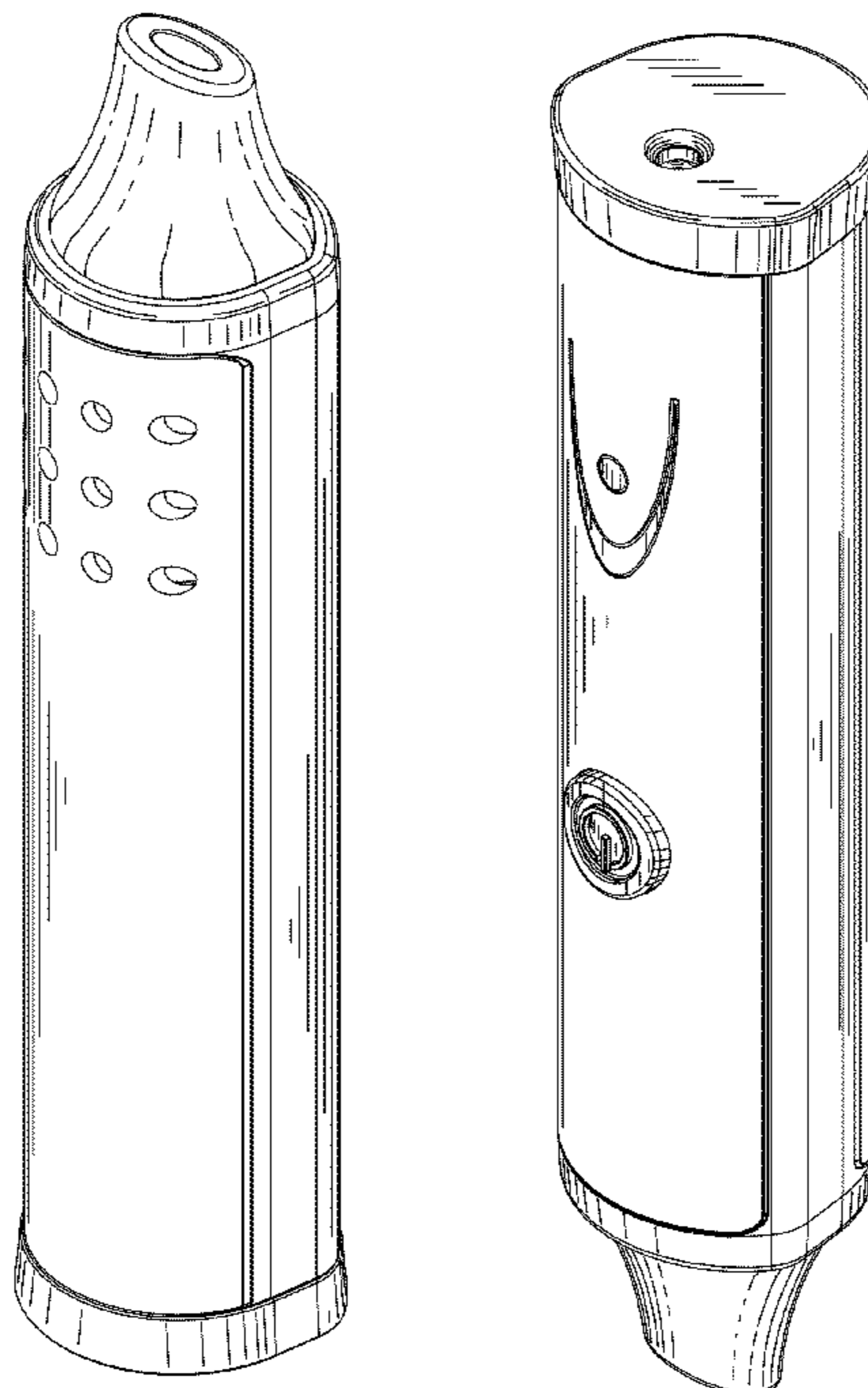
The ornamental design for a vaporizer, as shown and described.

DESCRIPTION

FIG. 1 is a perspective view of a vaporizer;
FIG. 2 is a front view thereof;
FIG. 3 is a rear view thereof;
FIG. 4 is a right view thereof;
FIG. 5 is a left view thereof;
FIG. 6 is a top view thereof;
FIG. 7 is a bottom view thereof; and,
FIG. 8 is a bottom perspective view thereof.

The broken lines in the drawings illustrate portions of the vaporizer and form no part of the claimed design.

1 Claim, 8 Drawing Sheets



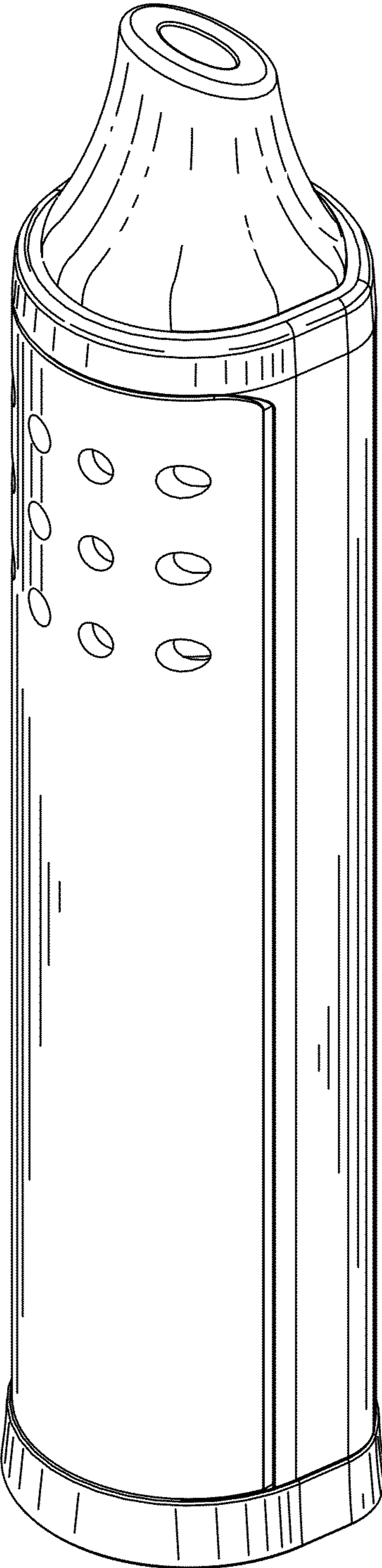


FIG. 1




FIG. 2

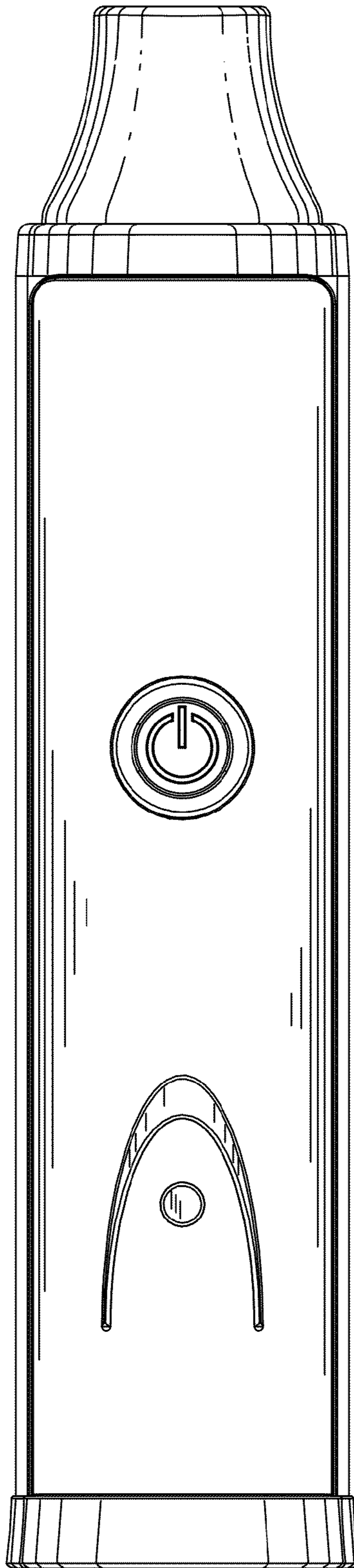


FIG. 3

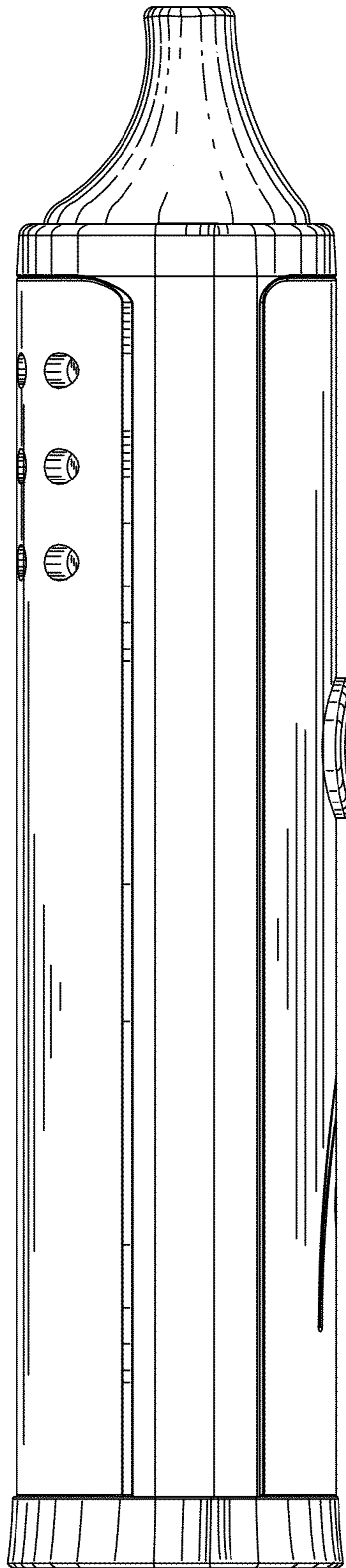


FIG. 4

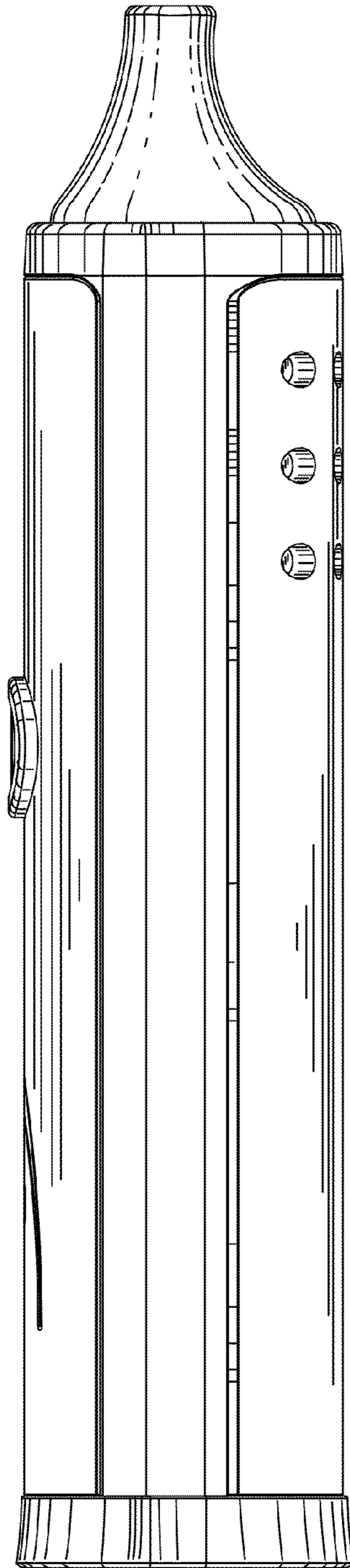


FIG. 5

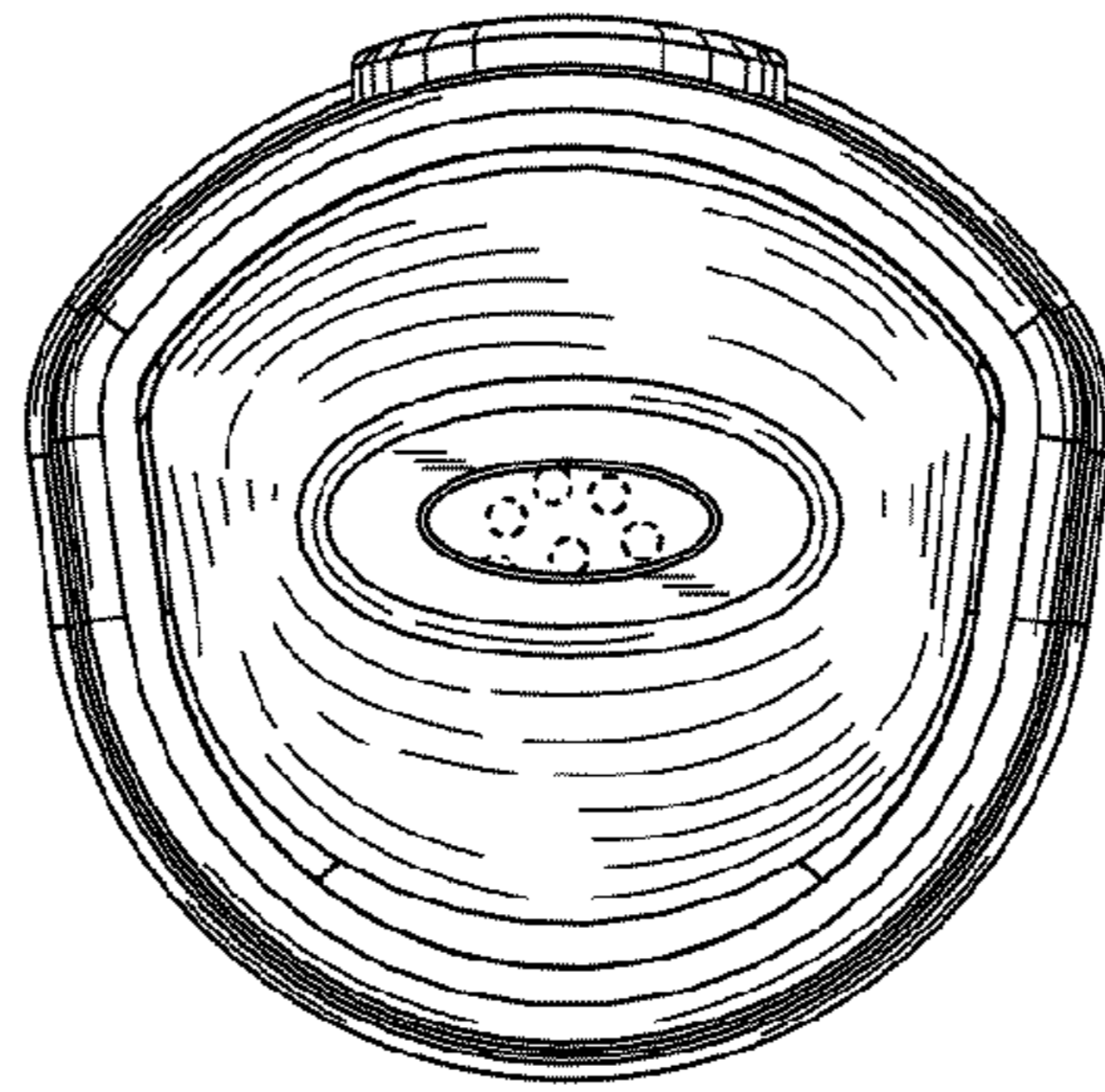


FIG. 6

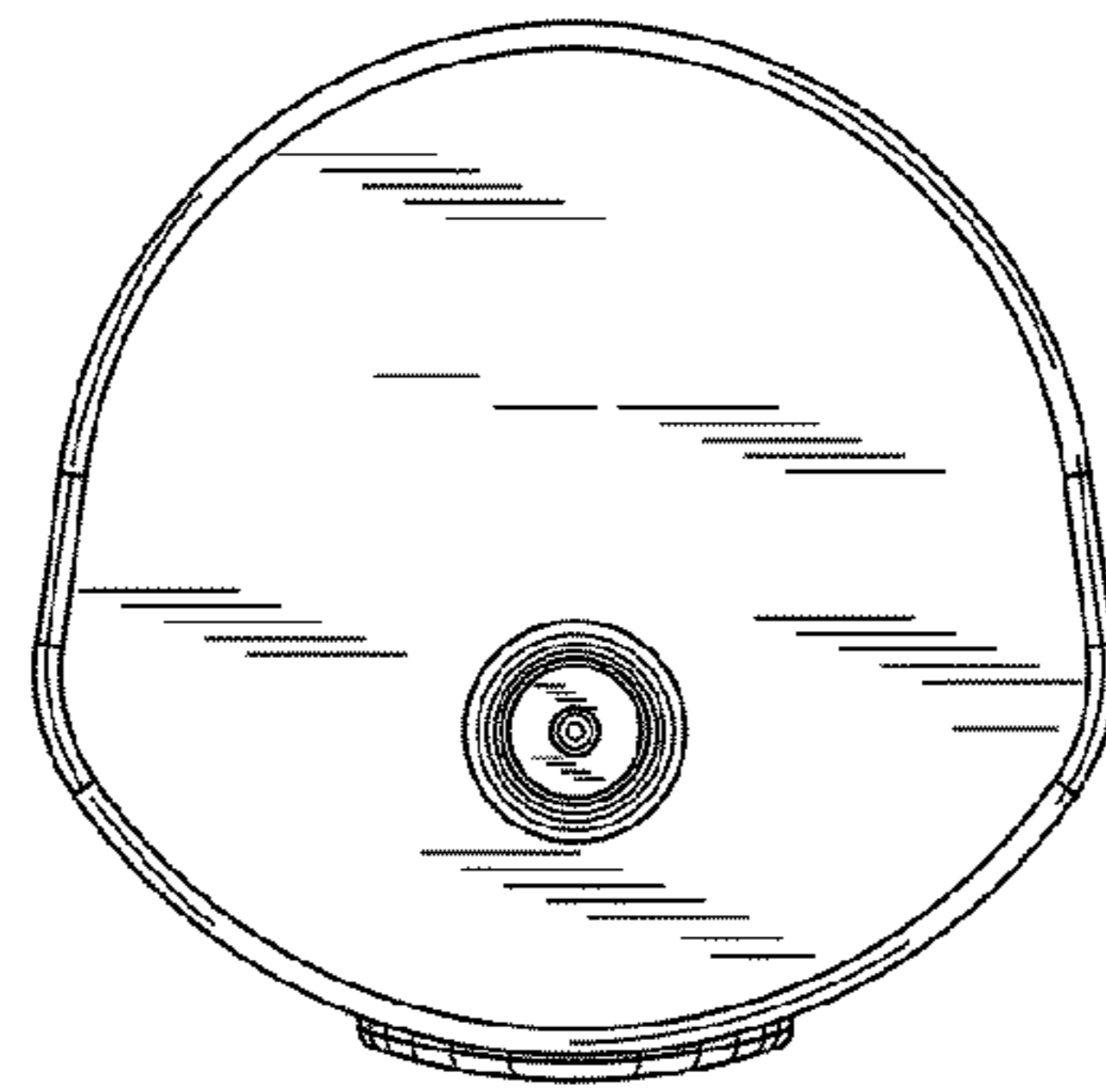


FIG. 7

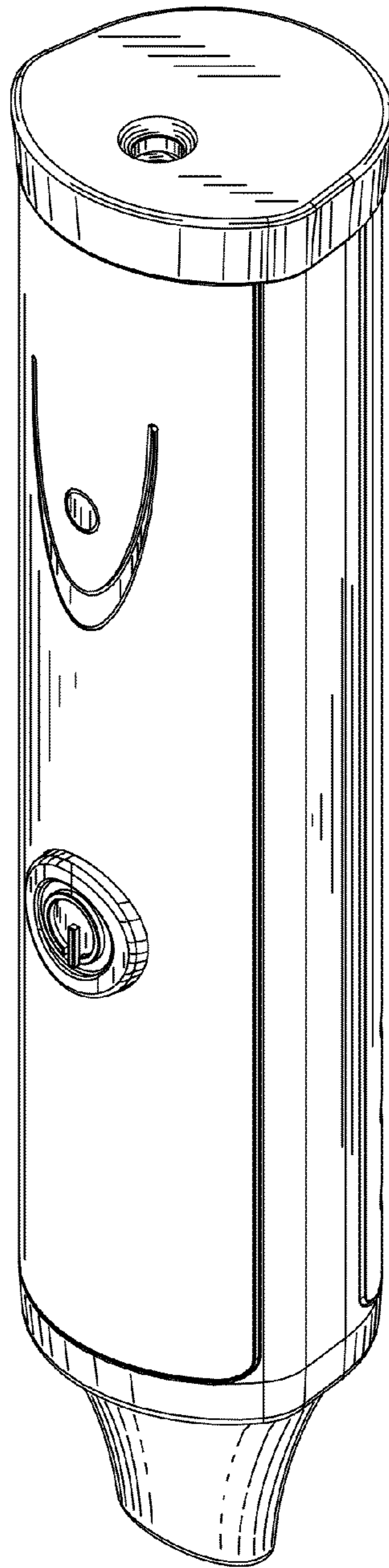


FIG. 8