



US00D720484S

(12) **United States Design Patent**  
**Nordmann**

(10) **Patent No.:** **US D720,484 S**

(45) **Date of Patent:** **\*\* Dec. 30, 2014**

(54) **TAILLIGHT FOR A VEHICLE**

FOREIGN PATENT DOCUMENTS

(71) Applicant: **Bayerische Motoren Werke Aktiengesellschaft, Munich (DE)**

WO DM/069236 2/2009

WO WO 2009/069236 2/2009

WO DM/076561 2/2012

(72) Inventor: **Christoph Nordmann, Munich (DE)**

WO WO 2012/076561 2/2012

WO DM/079708 6/2013

(73) Assignee: **Bayerische Motoren Werke Aktiengesellschaft, Munich (DE)**

WO WO 2013/079708 6/2013

WO DM/079908 7/2013

WO WO 2013/079908 7/2013

(\*\*) Term: **14 Years**

\* cited by examiner

(21) Appl. No.: **29/462,852**

*Primary Examiner* — Marcus Jackson

(74) *Attorney, Agent, or Firm* — Crowell & Moring LLP

(22) Filed: **Aug. 9, 2013**

(30) **Foreign Application Priority Data**

Feb. 11, 2013 (DE) ..... 40 2013 100 122

(51) **LOC (10) Cl.** ..... **26-06**

(52) **U.S. Cl.**  
USPC ..... **D26/28**

(58) **Field of Classification Search**  
USPC ..... D26/28–36; 362/459–468, 475–478,  
362/485–487  
See application file for complete search history.

(56) **References Cited**

U.S. PATENT DOCUMENTS

D549,363 S *	8/2007	Pfeiffer	.....	D26/28
D552,769 S *	10/2007	Leclercq	.....	D26/28
D553,268 S *	10/2007	Pfeiffer	.....	D26/28
D553,269 S *	10/2007	Pfeiffer et al.	.....	D26/28
D560,292 S *	1/2008	Sato	.....	D26/28
D561,357 S *	2/2008	Leclercq et al.	.....	D26/28
D565,211 S *	3/2008	Haller et al.	.....	D26/28
D574,524 S *	8/2008	Tomatsu	.....	D26/28
D581,561 S	11/2008	Leclercq	.....	
D605,793 S *	12/2009	Weil	.....	D26/28
D686,357 S	7/2013	Morgenstern	.....	

(57) **CLAIM**

The ornamental design for a taillight for a vehicle, as shown and described.

**DESCRIPTION**

This application contains subject matter related to the following co-pending U.S. design patent applications:

Application Ser. No. 29/456,889, filed Jun. 5, 2013, and entitled "Taillight for a Vehicle"; and

Application Ser. No. 29/462,848, filed herewith and entitled "Vehicle, Toy, and/or Replicas Thereof".

FIG. 1 is a front view of a taillight for a vehicle according to the design;

FIG. 2 is a left, front perspective view thereof;

FIG. 3 is a right, front perspective view thereof;

FIG. 4 is a left side view thereof;

FIG. 5 is a right side view thereof;

FIG. 6 is a top view thereof;

FIG. 7 is a bottom view thereof; and,

FIG. 8 is a rear view thereof.

**1 Claim, 8 Drawing Sheets**







Fig. 1



Fig. 2



Fig. 3



Fig. 4

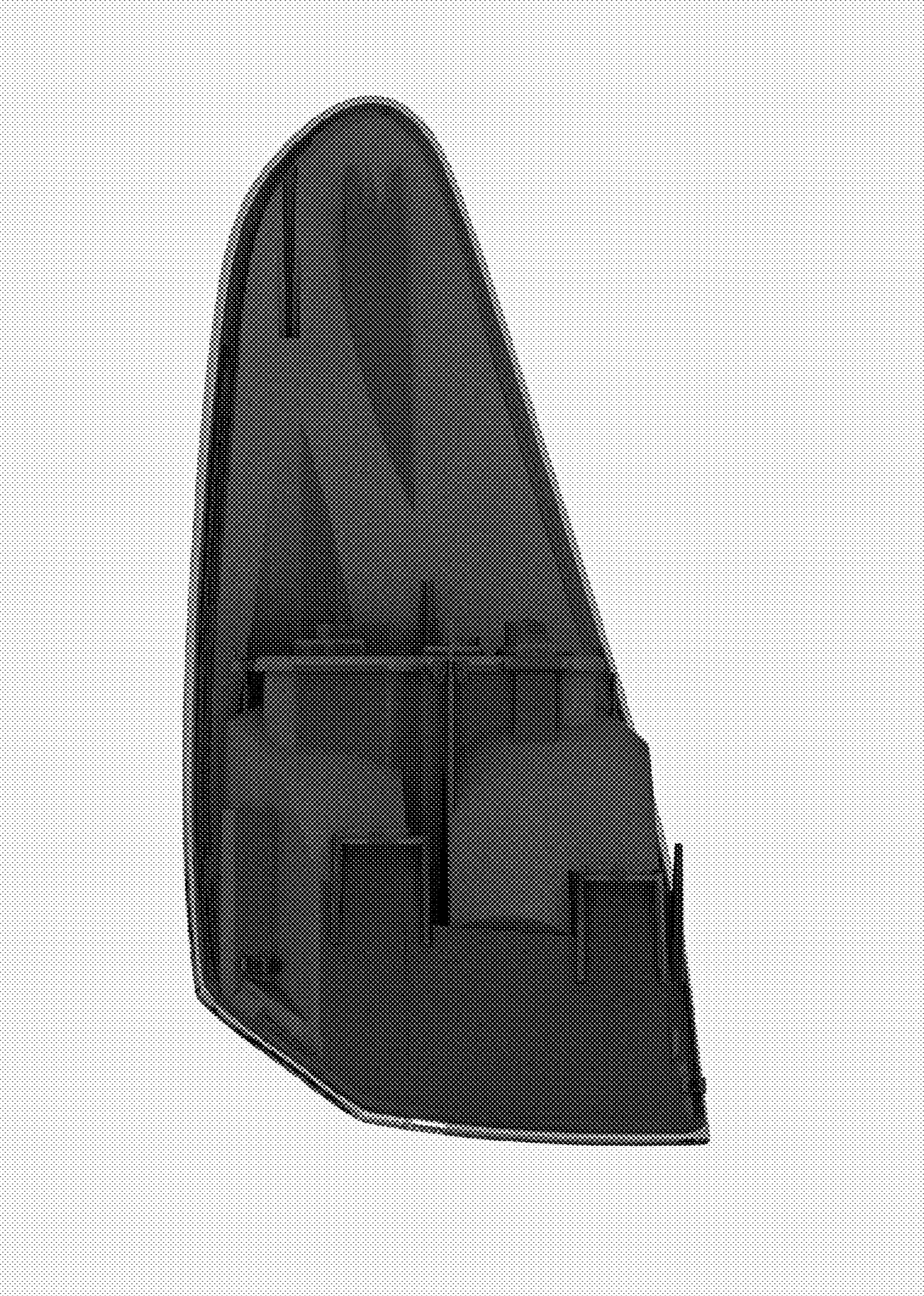


Fig. 5




Fig. 6



Fig. 7





Fig. 8