



US00D720467S

(12) **United States Design Patent**  
**Malyavantham et al.**

(10) **Patent No.:** **US D720,467 S**

(45) **Date of Patent:** **\*\* Dec. 30, 2014**

(54) **TESTING DEVICE**

(71) Applicant: **Immco Diagnostics, Inc.**, Buffalo, NY (US)

(72) Inventors: **Kishore Malyavantham**, Williamsville, NY (US); **Lakshmanan Suresh**, Williamsville, NY (US); **William Maggio**, Buffalo, NY (US)

(73) Assignee: **Immco Diagnostics, Inc.**, Buffalo, NY (US)

(\*\*) Term: **14 Years**

(21) Appl. No.: **29/460,224**

(22) Filed: **Jul. 9, 2013**

(51) **LOC (10) Cl.** ..... **24-01**

(52) **U.S. Cl.**  
USPC ..... **D24/216**

(58) **Field of Classification Search**  
CPC ..... G01N 33/94; G01N 33/53; G01N 33/558; G01N 33/5302  
USPC ..... D10/46; D24/216, 223–227; 422/68.1, 422/417, 430; 435/4, 701, 7.92, 7.94, 435/286.5, 286.6, 287.1, 286.7, 287.2, 435/287.3, 287.6, 287.7, 288.5, 288.7; 436/164, 169, 501, 518, 825

See application file for complete search history.

(56) **References Cited**

U.S. PATENT DOCUMENTS

6,492,127	B2 *	12/2002	Goodell et al.	.....	435/7.1
6,663,831	B2 *	12/2003	Konecke	.....	422/417
7,655,184	B2 *	2/2010	Wang et al.	.....	422/417
8,617,826	B2 *	12/2013	Collier et al.	.....	435/7.1

\* cited by examiner

*Primary Examiner* — Antoine D Davis

(74) *Attorney, Agent, or Firm* — Hodgson Russ LLP

(57) **CLAIM**

The ornamental design for a testing device, as shown and described.

**DESCRIPTION**

FIG. 1 is a perspective view of a testing device showing our new design;

FIG. 2 is a top view of the testing device of FIG. 1;

FIG. 3 is a right side view of FIG. 1, which is symmetrical with a left side view;

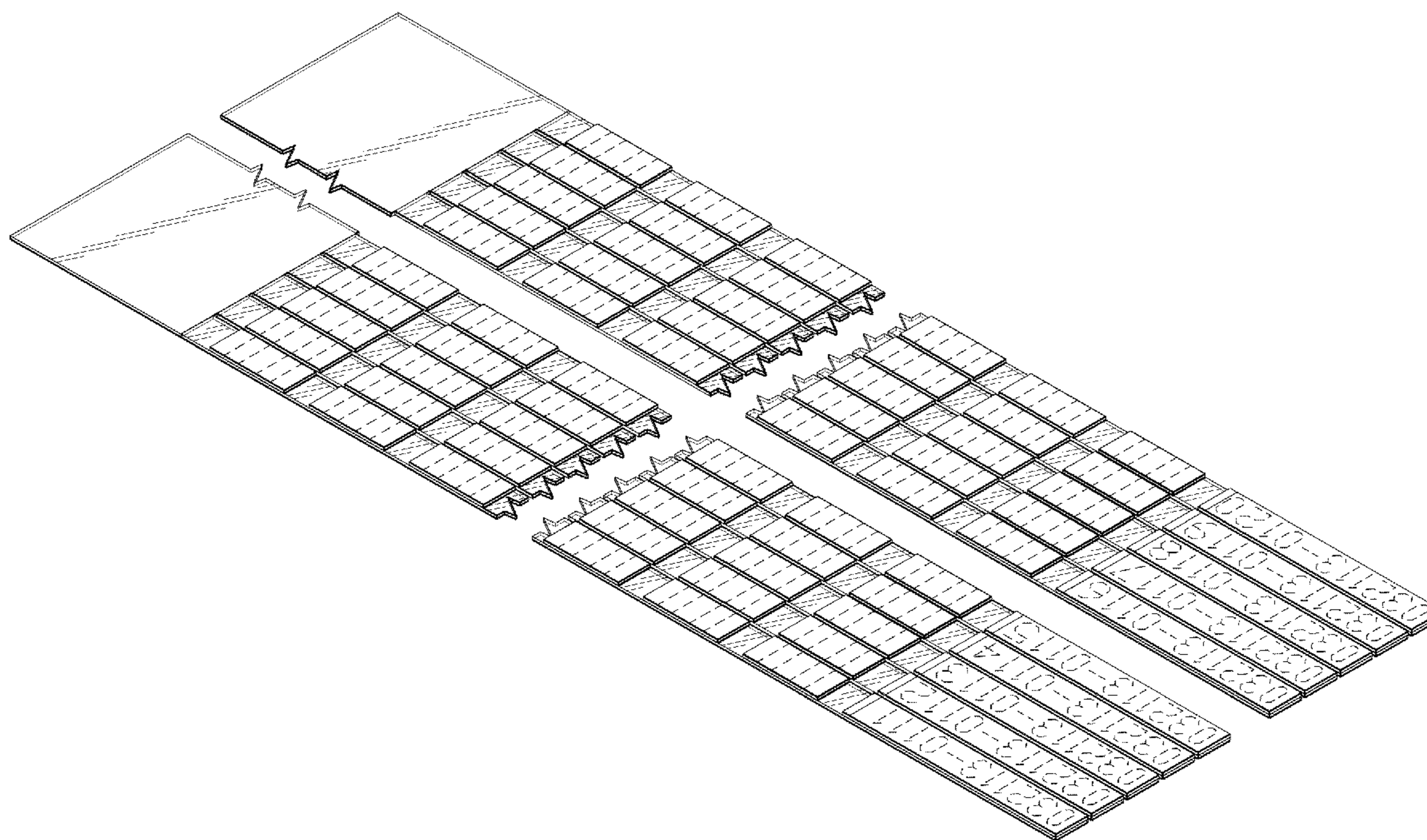
FIG. 4 is a front elevational view of FIG. 1

FIG. 5 is a rear elevational view of FIG. 1; and,

FIG. 6 is a bottom view of FIG. 1.

The broken lines illustrate unclaimed or environmental features that form no part of the claimed design. The portions between the pairs of closely adjacent, spaced jagged lines in the drawings are broken away to indicate no particular length or width, and such pairs of jagged lines themselves form no part of the claimed design. The materials that may be visible between the jagged lines have been removed for clarity.

**1 Claim, 4 Drawing Sheets**



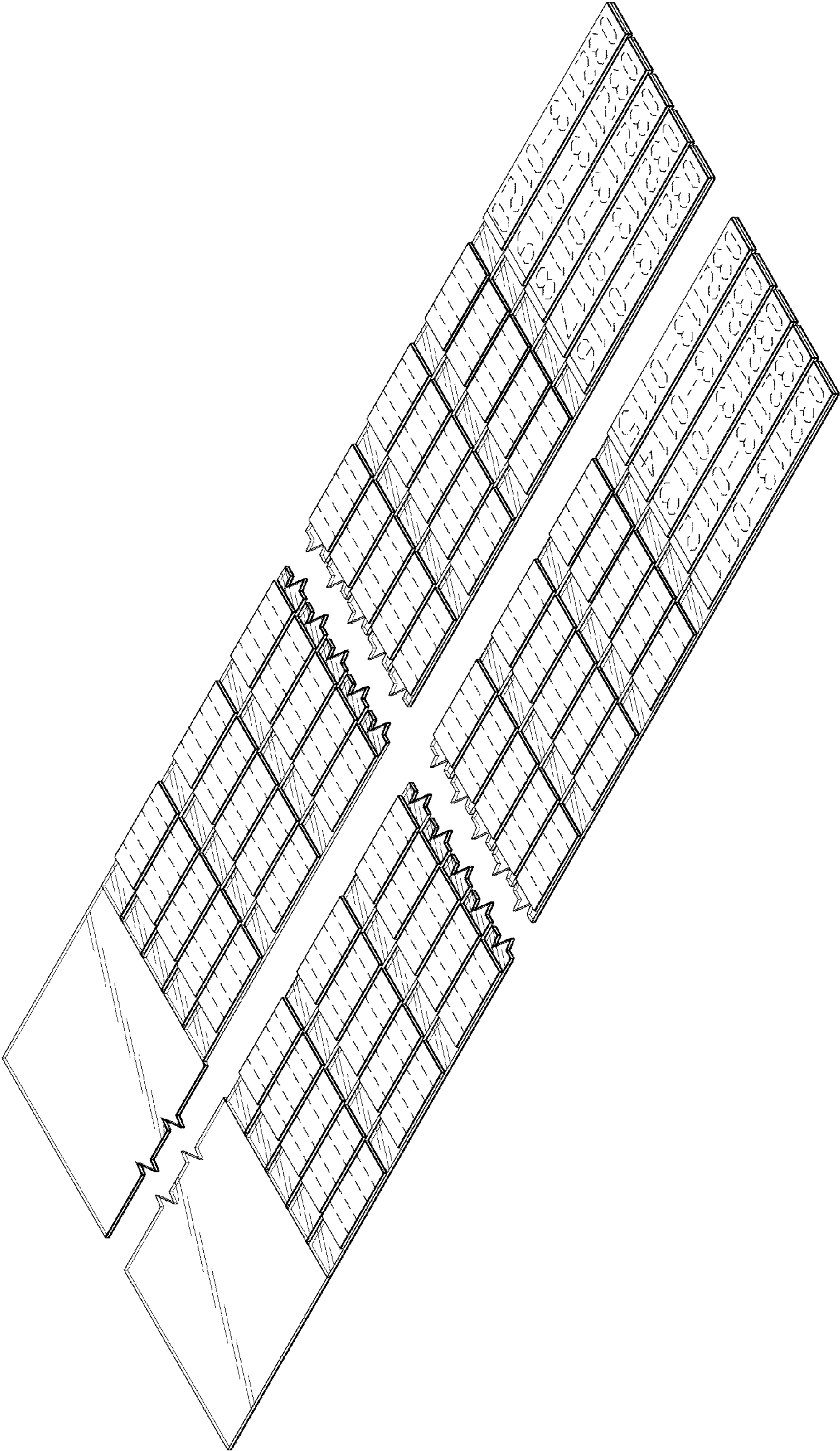


FIG. 1

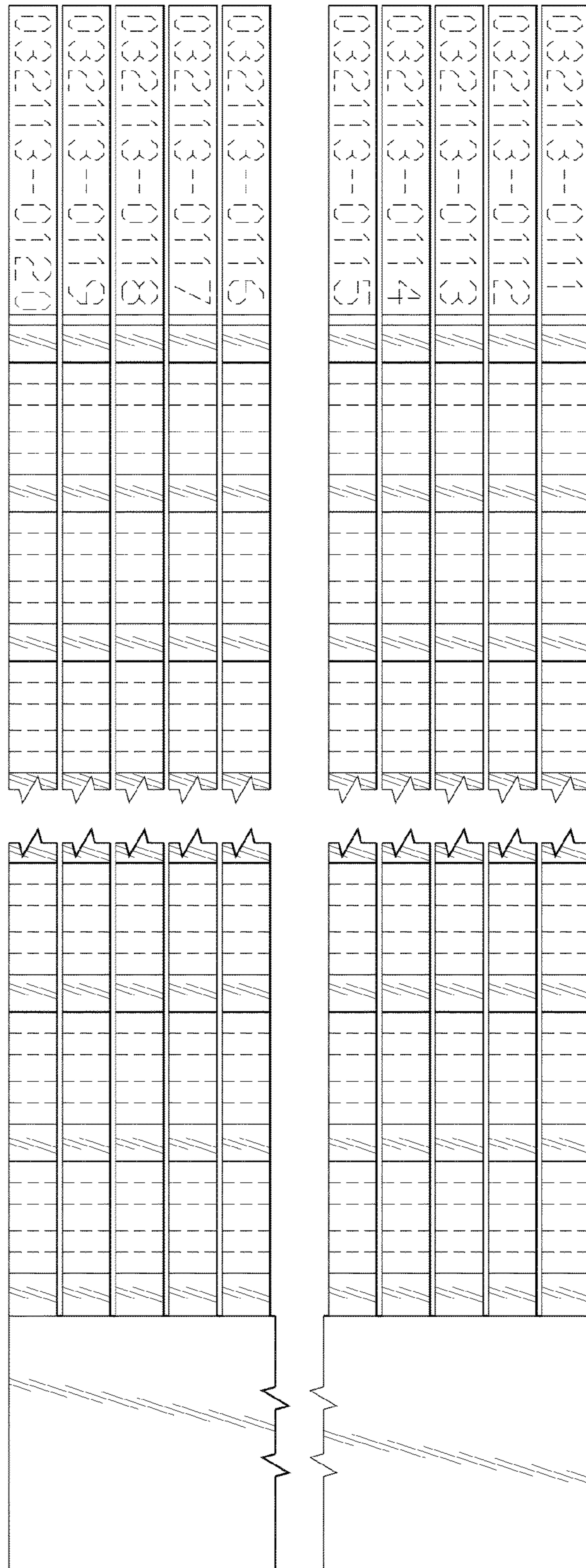


FIG. 2

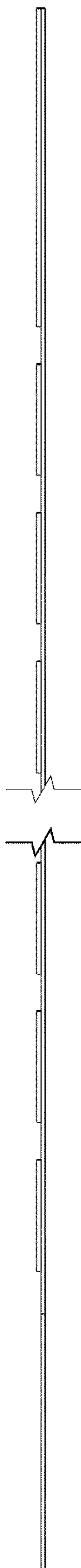


FIG. 3



FIG. 4



FIG. 5

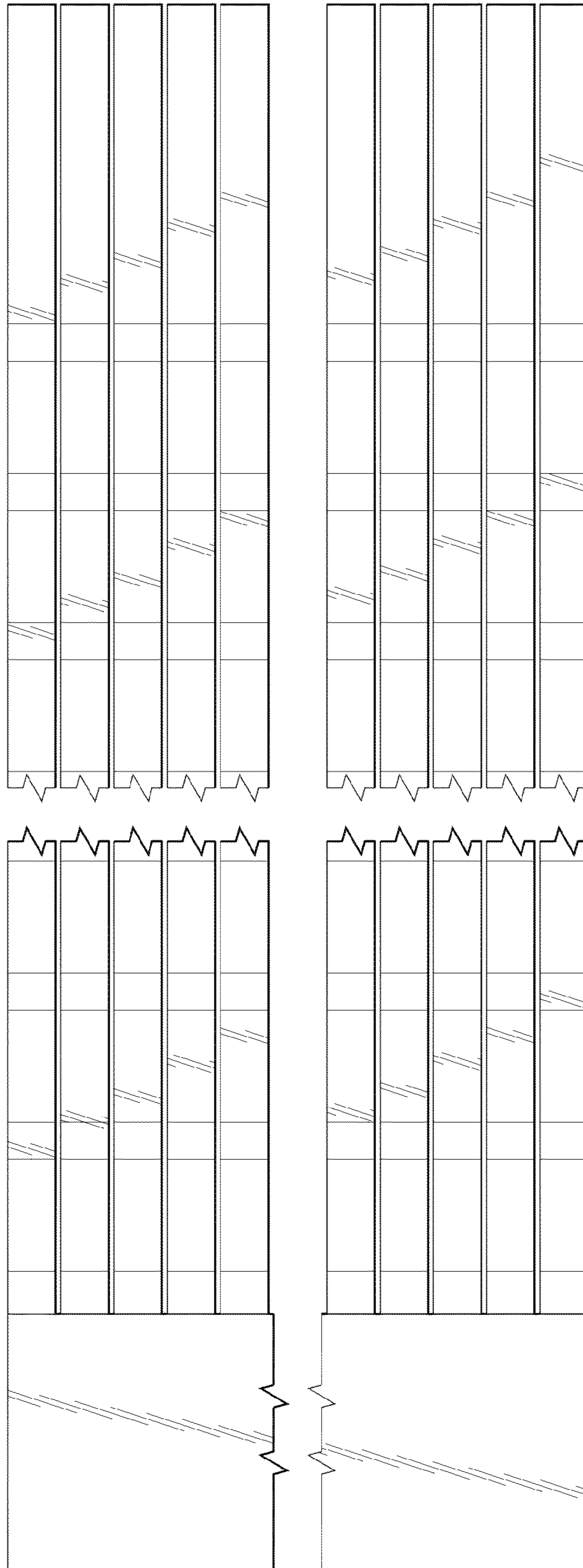


FIG. 6