



US00D720461S

(12) **United States Design Patent**
Svensson

(10) **Patent No.:** **US D720,461 S**

(45) **Date of Patent:** **** Dec. 30, 2014**

(54) **HEARING ASSISTANCE DEVICE**

FOREIGN PATENT DOCUMENTS

(71) Applicant: **Patric Svensson**, Gothenburg (SE)

CN ZL200730001940.3 3/2008
CN ZL200930184021.3 3/2008

(72) Inventor: **Patric Svensson**, Gothenburg (SE)

(Continued)

(73) Assignee: **Bellman & Symfon Europe AB**,
Gothenburg (SE)

OTHER PUBLICATIONS

(**) Term: **14 Years**

Bellman & Symfon image of hearing assistance device, Advertisement [online]. Retrieved from the Internet: URL: <http://www.bellman.se/web/news.php?newskey=372> (1) page. (Exhibit G) Upon information and belief, applicant states that the hearing assistance device depicted on the attached web site printout is a commercial embodiment of the OHIM Registered Community Design 000660469-001.

(21) Appl. No.: **29/488,437**

(22) Filed: **Apr. 18, 2014**

(30) **Foreign Application Priority Data**

Primary Examiner — Anhdao Doan

Oct. 23, 2013 (EM) 002331769-0001
Oct. 23, 2013 (EM) 002331769-0002
Oct. 23, 2013 (EM) 002331769-0003
Oct. 23, 2013 (EM) 002331769-0004
Oct. 23, 2013 (EM) 002331769-0005
Oct. 23, 2013 (EM) 002331769-0006
Oct. 23, 2013 (EM) 002331769-0007

(74) *Attorney, Agent, or Firm* — Tarolli, Sundheim, Covell & Tummino LLP

(51) **LOC (10) Cl.** **24-99**

(52) **U.S. Cl.**
USPC **D24/174**

(57) **CLAIM**

I claim the ornamental design for a hearing assistance device, as shown and described.

(58) **Field of Classification Search**
USPC D24/173–175, 151; D14/205, 206,
D14/223–226, 249; 381/23.1, 312,
381/322–324, 328, 330, 380, 381; 181/135
See application file for complete search history.

DESCRIPTION

FIG. 1 is a front perspective view of a hearing assistance device of the present invention;
FIG. 2 is a front elevation view of the hearing assistance device of FIG. 1;
FIG. 3 is a rear elevation view of the hearing assistance device of FIG. 1;
FIG. 4 is a left side elevation view of the hearing assistance device of FIG. 1;
FIG. 5 is a right side elevation view of the hearing assistance device of FIG. 1;
FIG. 6 is a top plan view of the hearing assistance device of FIG. 1; and,
FIG. 7 is a bottom plan view of the hearing assistance device of FIG. 1.
The broken lines shown are for illustrative purposes only and form no part of the claimed design.

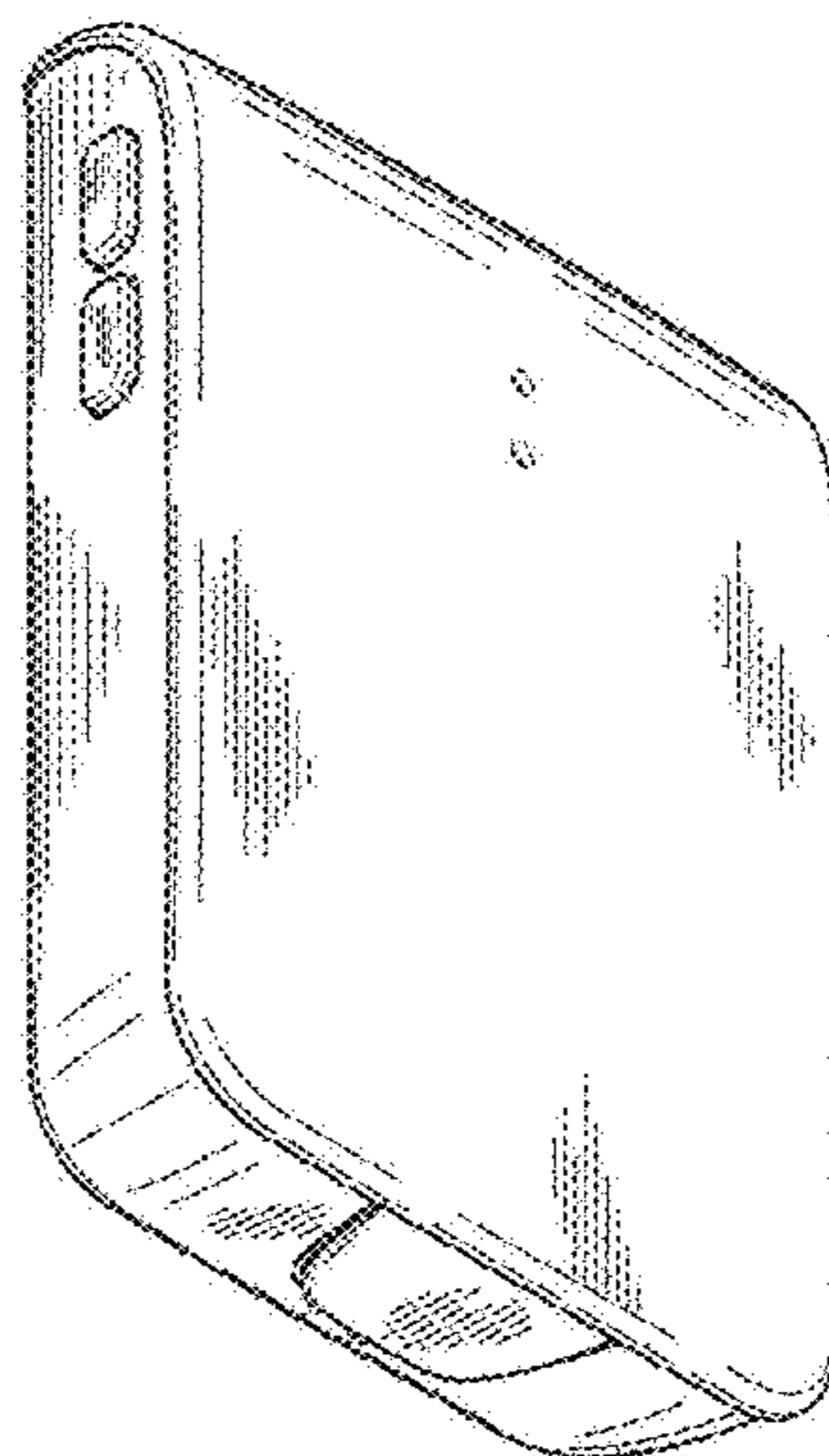
(56) **References Cited**

U.S. PATENT DOCUMENTS

D134,424 S 11/1942 King
D271,692 S 12/1983 Morris
D300,852 S * 4/1989 Sunderland et al. D24/174
D340,522 S * 10/1993 Silbersky D24/174
D344,800 S 3/1994 Lamby

(Continued)

1 Claim, 5 Drawing Sheets



(56)

References Cited

U.S. PATENT DOCUMENTS

D380,048 S * 6/1997 Hampf et al. D24/174
D417,278 S 11/1999 Eckstein
D419,677 S * 1/2000 McKimm D24/175
D496,653 S 9/2004 Townsend et al.
D532,520 S * 11/2006 Kampmeier et al. D24/174
D552,596 S 10/2007 Christopher
D560,808 S 1/2008 Jurkiewicz et al.
D567,379 S * 4/2008 Svensson D24/174
D599,908 S * 9/2009 Nielsen D24/174
D605,293 S * 12/2009 Kurokawa et al. D24/174
D605,294 S * 12/2009 Bergstrom D24/174

D605,770 S 12/2009 Bergstrom
D670,390 S * 11/2012 Goodman et al. D24/174
D681,213 S * 4/2013 Solby et al. D24/174
D693,008 S * 11/2013 Chan et al. D24/174
2012/0189148 A1* 7/2012 Bewley et al. 381/322

FOREIGN PATENT DOCUMENTS

CN ZL200930184022.8 2/2010
EM 000660469-0001 2/2007
EM 001012629-0001 10/2008
EM 001012629-0002 10/2008

* cited by examiner

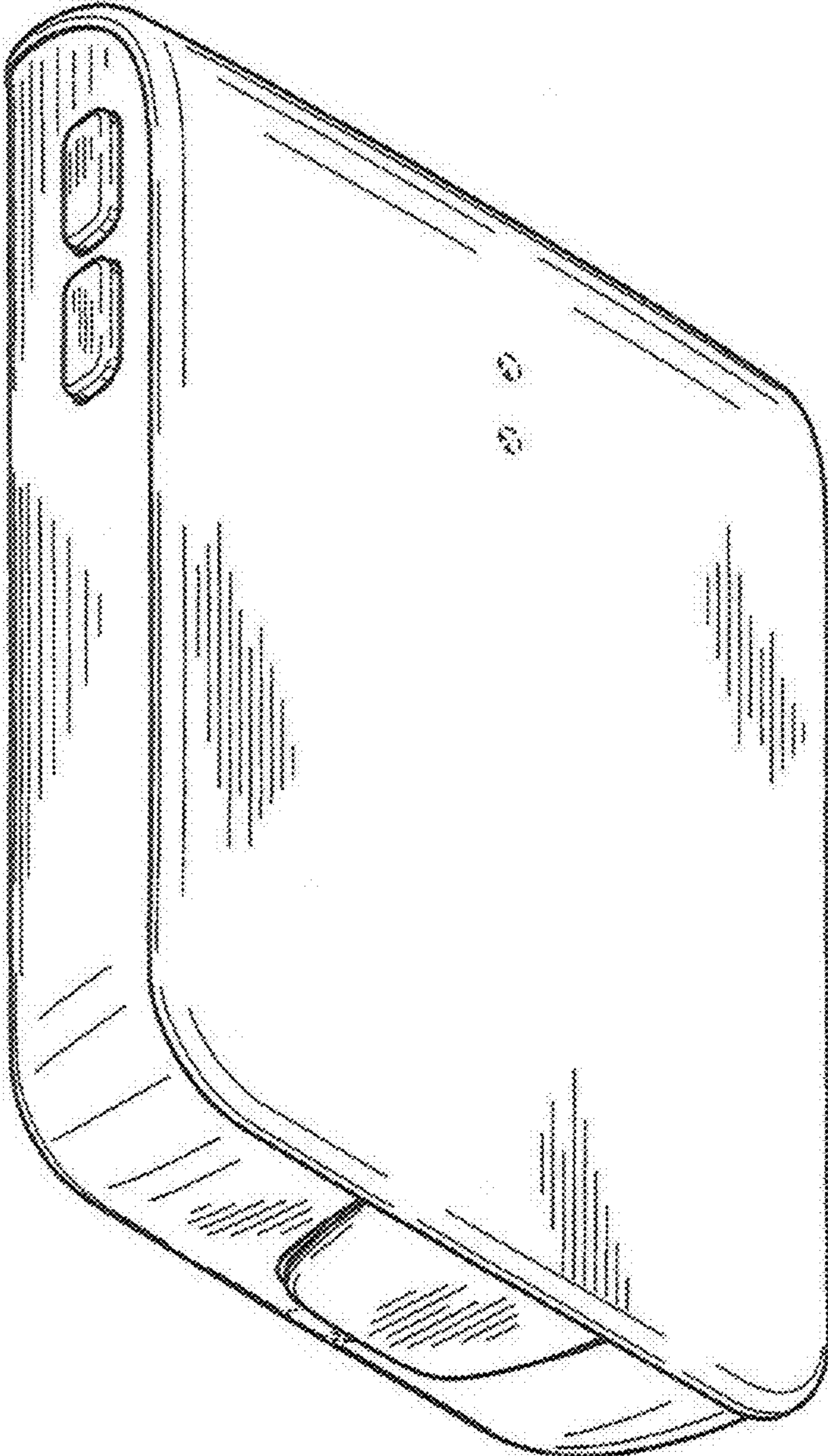


Fig. 1

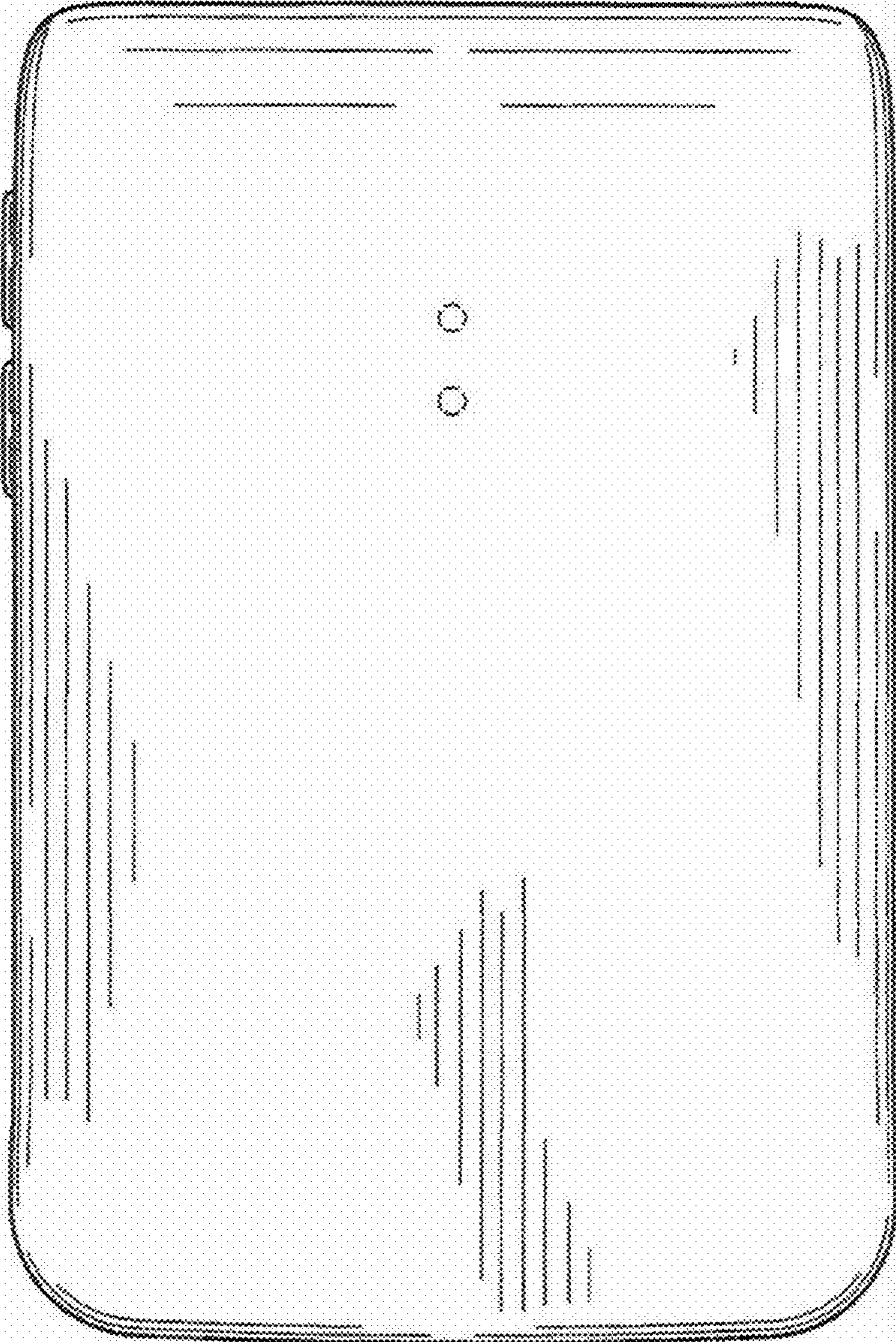


Fig. 2

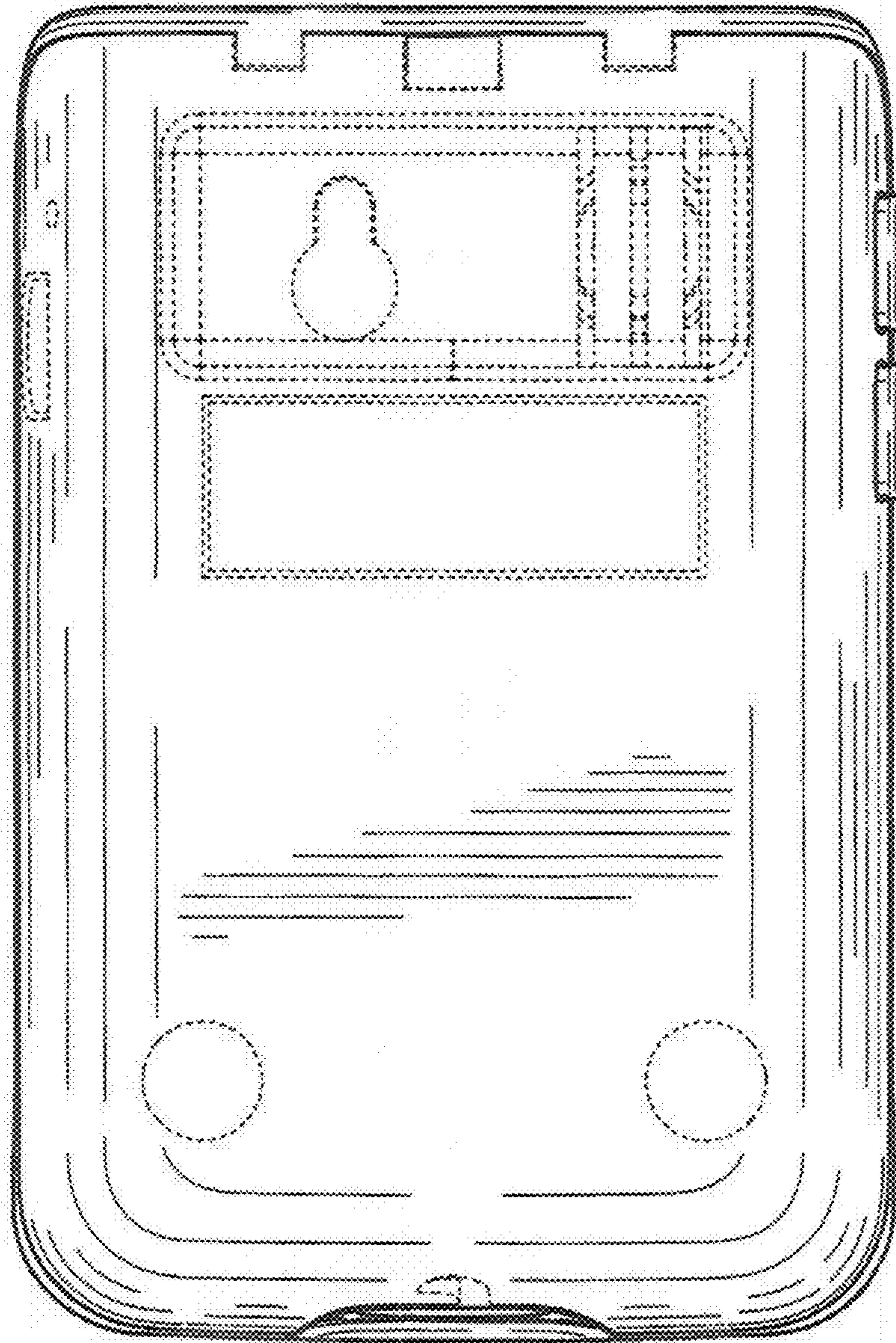


Fig. 3

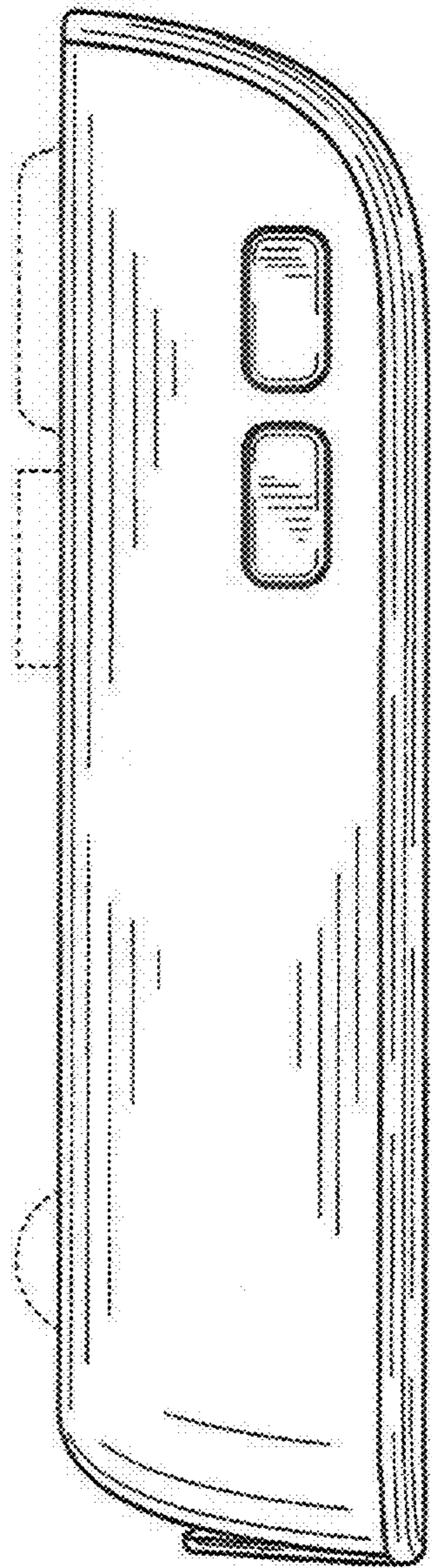


Fig. 4




Fig. 5

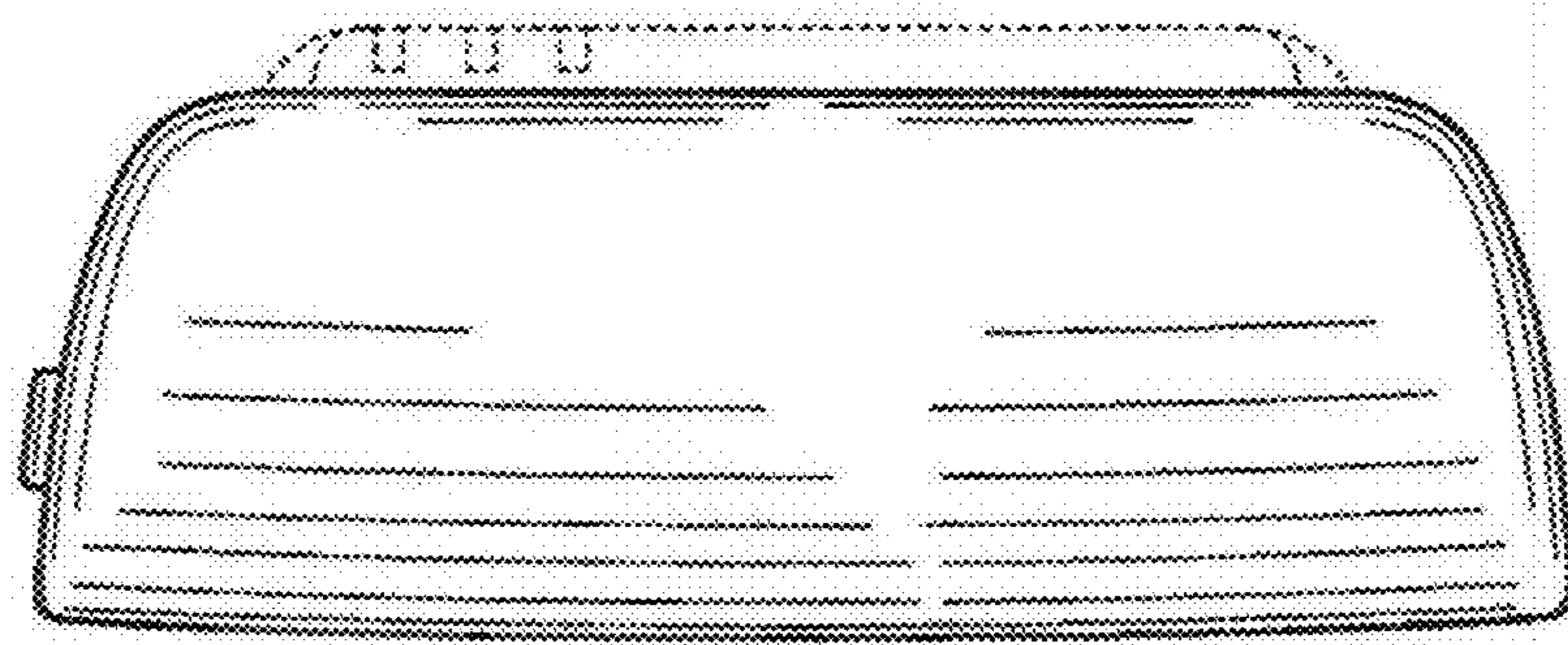


Fig. 6

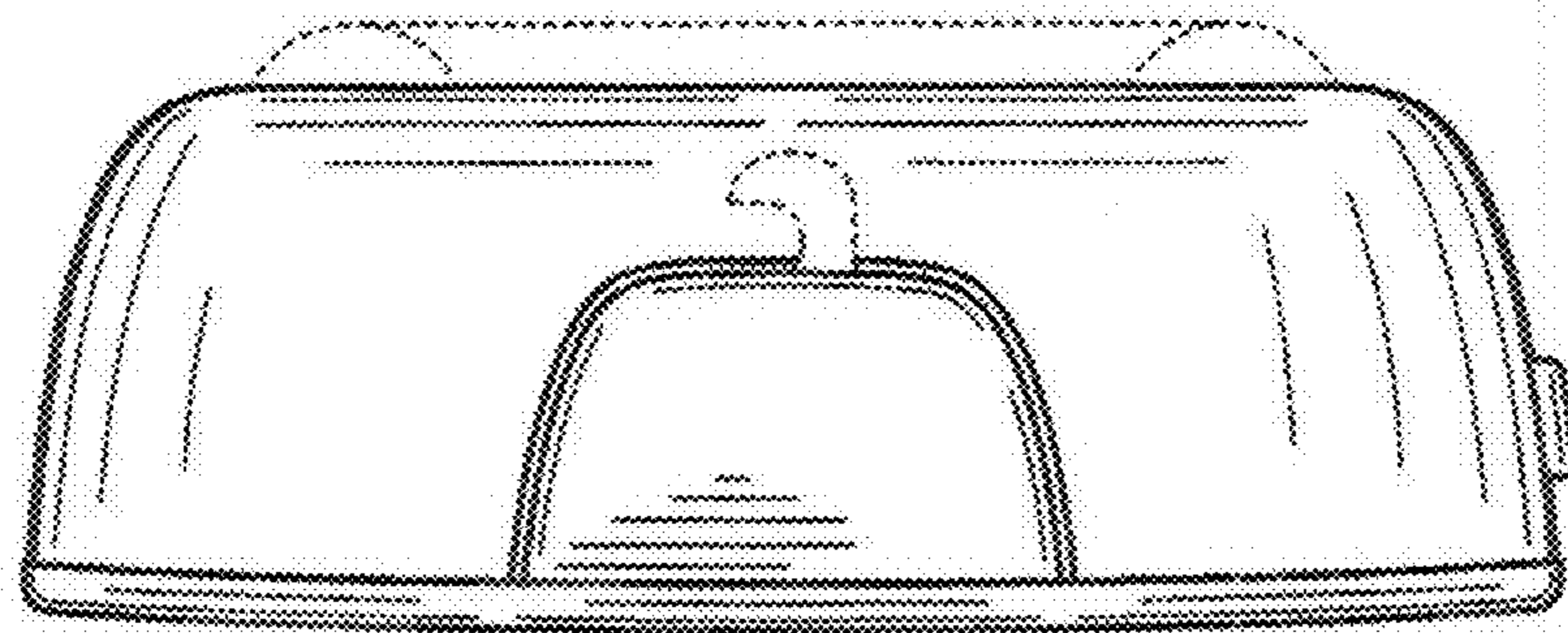


Fig. 7