



US00D720455S

(12) **United States Design Patent**
Jodaikin et al.

(10) **Patent No.:** **US D720,455 S**
(45) **Date of Patent:** **** Dec. 30, 2014**

(54) **DENTAL WEDGE**

(56) **References Cited**

(71) Applicants: **Aharon Jodaikin**, Judean Hills (IL);
Reuvain Lazer Jodaikin, Kiryat
Telstone (IL); **Tamar Zemel**, Jerusalem
(IL)

U.S. PATENT DOCUMENTS

3,473,226	A *	10/1969	Hallen et al.	433/149
D238,676	S *	2/1976	Sjodahl	D24/152
4,468,199	A *	8/1984	Weikel	433/149
5,527,181	A *	6/1996	Rawls et al.	433/149
6,074,210	A *	6/2000	Garrison	433/149
D439,667	S *	3/2001	Brown	D24/152
6,482,007	B2 *	11/2002	Stanwich et al.	433/149
7,223,101	B2 *	5/2007	Garrison et al.	433/149
2013/0269725	A1 *	10/2013	LaFave	132/329

(72) Inventors: **Aharon Jodaikin**, Judean Hills (IL);
Reuvain Lazer Jodaikin, Kiryat
Telstone (IL); **Tamar Zemel**, Jerusalem
(IL)

* cited by examiner

(73) Assignee: **Colldent Y.A Ltd**, Kiryat Yearim (IL)

Primary Examiner — Wan Laymon

(**) Term: **14 Years**

(74) *Attorney, Agent, or Firm* — Vorys, Sater, Seymour and
Pease LLP; Susanne M. Hopkins; William L. Klima

(21) Appl. No.: **29/453,491**

(22) Filed: **Apr. 30, 2013**

(57) **CLAIM**

The ornamental design for a dental wedge, as shown and described.

(30) **Foreign Application Priority Data**

Oct. 31, 2012 (IL) 53318

DESCRIPTION

(51) **LOC (10) Cl.** **24-02**


(52) **U.S. Cl.**
USPC **D24/152**

(58) **Field of Classification Search**
USPC D24/152, 140, 147, 133, 214; D7/649;
D19/110, 187, 192, 199, 203; D28/7;
132/329; 433/40, 72, 141-142, 149,
433/147-148

FIG. 1 is a front perspective view of a dental wedge;
FIG. 2 is a left-side elevational view thereof, the right-side
view being a mirror image;
FIG. 3 is a front elevational view thereof, the rear view being
a mirror image;
FIG. 4 is a top planar view thereof; and,
FIG. 5 is a bottom planar view thereof.

See application file for complete search history.

1 Claim, 5 Drawing Sheets



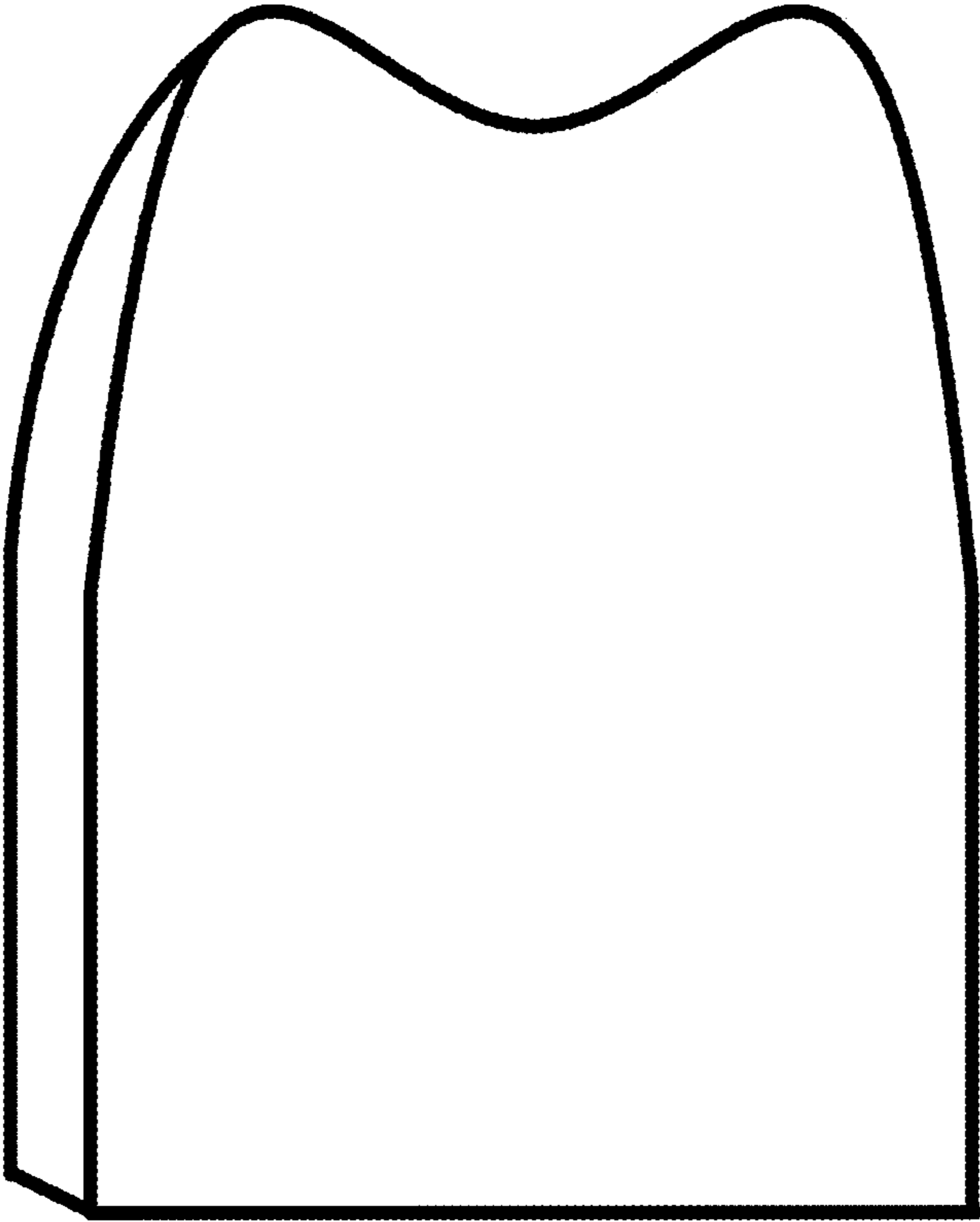


FIG. 1




FIG. 2

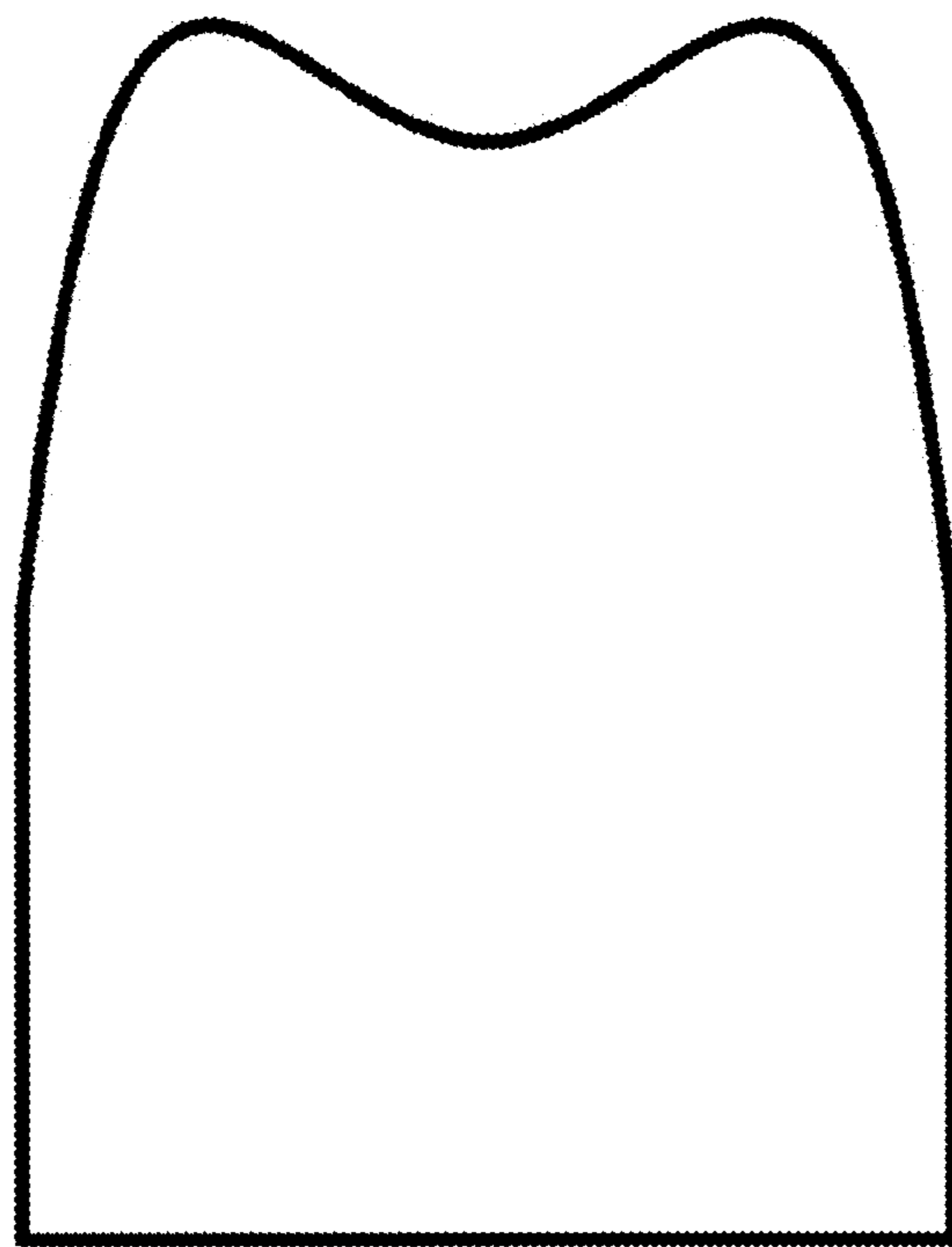


FIG. 3



FIG. 4



FIG. 5