



US00D720454S

(12) **United States Design Patent**
Sauer et al.

(10) **Patent No.:** **US D720,454 S**

(45) **Date of Patent:** **** Dec. 30, 2014**

- (54) **SUTURE DISPENSING TRAY**
- (71) Applicant: **LSI Solutions, Inc.**, Victor, NY (US)
- (72) Inventors: **Jude S. Sauer**, Pittsford, NY (US);
Angelo J. Martellaro, Bloomfield, NY (US)
- (73) Assignee: **LSI Solutions, Inc.**, Victor, NY (US)

2,590,799	A *	3/1952	Solowey	206/63.3
4,210,148	A *	7/1980	Stivala	D24/145
4,287,987	A *	9/1981	Hoffman et al.	206/63.3
D333,400	S *	2/1993	Brown	D24/145
5,628,395	A *	5/1997	Daniele et al.	206/63.3
6,016,905	A *	1/2000	Gemma et al.	206/63.3
6,098,796	A *	8/2000	Januzeli et al.	206/63.3
6,138,440	A *	10/2000	Gemma	206/63.3
6,644,469	B2 *	11/2003	Alpern	206/63.3
7,637,369	B2 *	12/2009	Kennedy et al.	206/63.3

(**) Term: **14 Years**

* cited by examiner

(21) Appl. No.: **29/457,378**

Primary Examiner — Wan Laymon

(22) Filed: **Jun. 10, 2013**

(51) **LOC (10) Cl.** **24-02**

(52) **U.S. Cl.**
USPC **D24/145**

(58) **Field of Classification Search**
USPC D24/145, 155, 227, 232; D8/354, 21,
D8/333, 349, 367; D6/515; D15/72, 78;
D3/20; 206/63.3, 380, 382, 480, 341,
206/557; 242/405.2, 608
See application file for complete search history.

(56) **References Cited**

U.S. PATENT DOCUMENTS

1,610,607	A *	12/1926	Hirsch	206/63.3
1,887,529	A *	11/1932	Themak	206/63.3


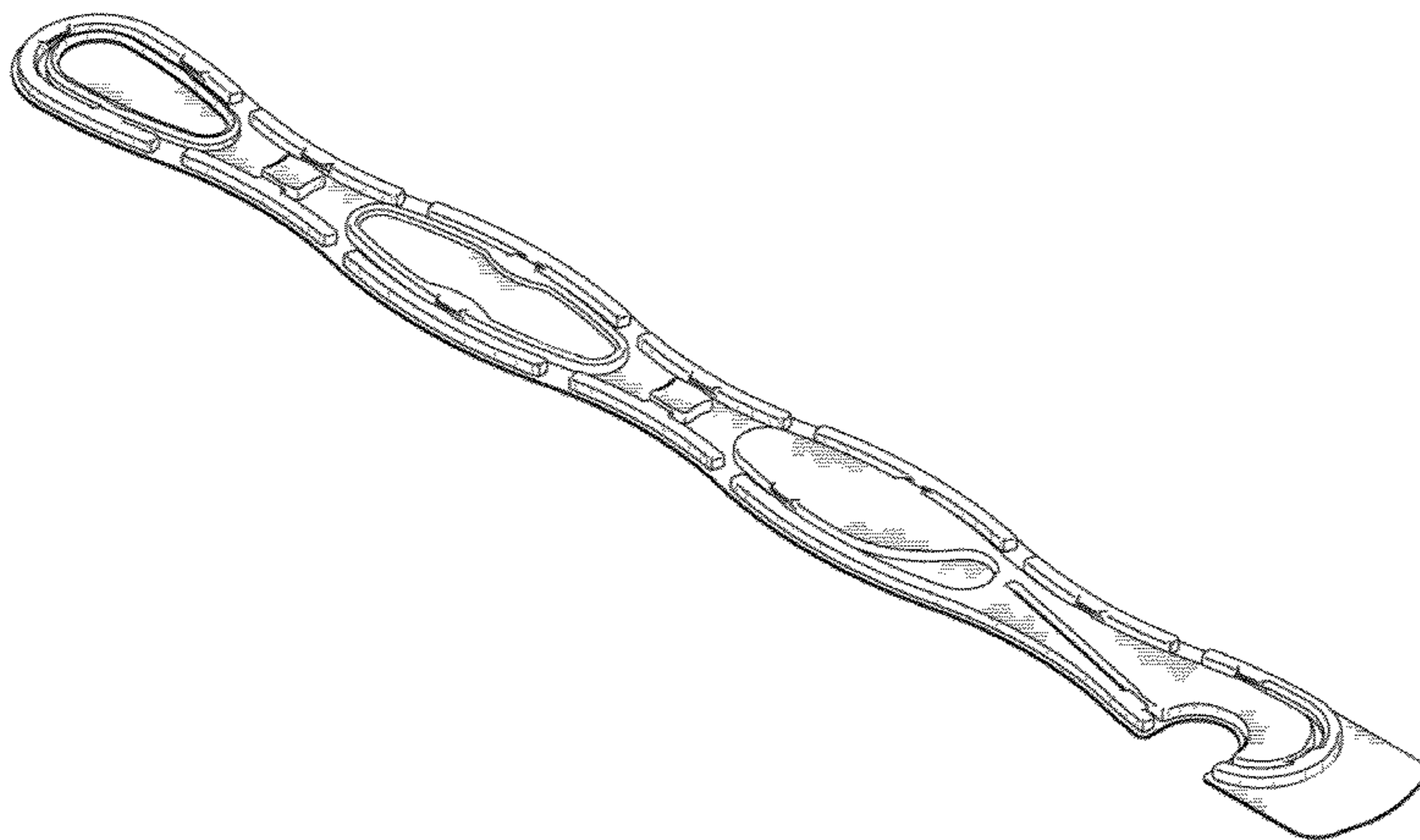
(57) **CLAIM**

The ornamental design for a suture dispensing tray, as shown and described.

DESCRIPTION

FIG. 1 is a front perspective view of a suture dispensing tray showing the present design;
FIG. 2 is an enlarged front elevational view thereof;
FIG. 3 is an enlarged rear elevational view thereof;
FIG. 4 is a left side elevational view thereof;
FIG. 5 is a right side elevational view thereof;
FIG. 6 is a top plan view thereof; and,
FIG. 7 is a bottom plan view thereof. Portions of the suture dispensing tray shown in broken lines form no part of the claimed design.

1 Claim, 4 Drawing Sheets



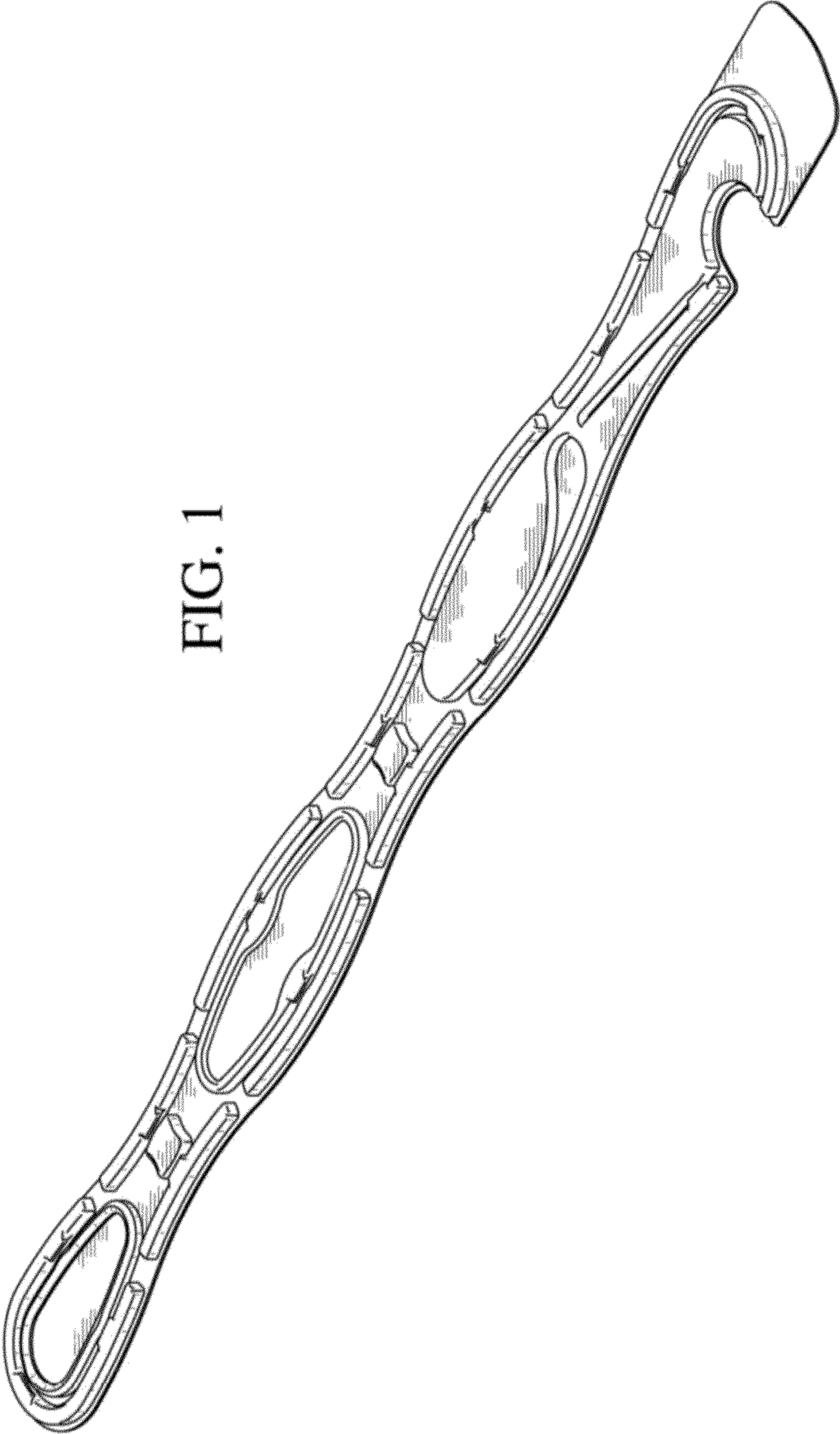


FIG. 1

FIG. 2




FIG. 3




FIG. 4



FIG. 5



FIG. 6

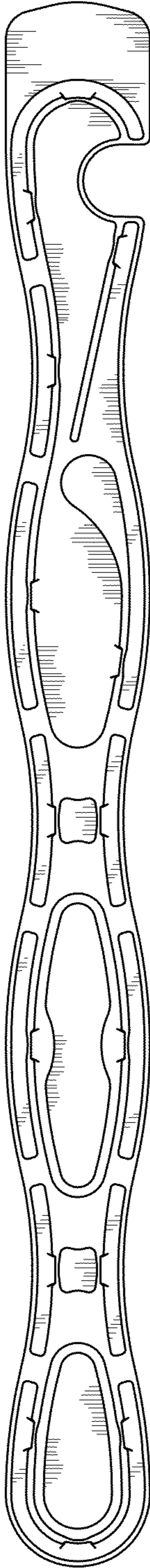


FIG. 7

