



US00D720445S

(12) **United States Design Patent**
Murai et al.

(10) **Patent No.:** **US D720,445 S**

(45) **Date of Patent:** **** Dec. 30, 2014**

(54) **AIR CONDITIONER**

(71) Applicants: **Yuuichi Murai**, Kusatsu (JP); **Junji Nakamura**, Kusatsu (JP); **Zhang Yunyun**, Shanghai (CN)

(72) Inventors: **Yuuichi Murai**, Kusatsu (JP); **Junji Nakamura**, Kusatsu (JP); **Zhang Yunyun**, Shanghai (CN)

(73) Assignee: **Daikin Industries Ltd.**, Osaka-Shi, Osaka-Fu (JP)

(**) Term: **14 Years**

(21) Appl. No.: **29/495,983**

(22) Filed: **Jul. 8, 2014**

(30) **Foreign Application Priority Data**

Jan. 29, 2014 (CN) 2014 3 0024219

(51) **LOC (10) Cl.** **23-04**

(52) **U.S. Cl.**
USPC **D23/351**

(58) **Field of Classification Search**
USPC D23/351-354, 385, 355, 357, 361;
312/236; 62/259.1, 259.4, 262-263,
62/304; 454/330-331, 349-350
See application file for complete search history.

(56) **References Cited**

U.S. PATENT DOCUMENTS

D558,866 S * 1/2008 Yamamoto D23/351
D579,095 S * 10/2008 Nagahori et al. D23/351

D605,267 S * 12/2009 Nakamura et al. D23/351
D613,842 S * 4/2010 Yamashita D23/351
D632,769 S * 2/2011 Seki D23/351
D642,249 S * 7/2011 Seki D23/351
D642,251 S * 7/2011 Seki D23/351
D657,035 S * 4/2012 Chouji D23/351
D681,180 S * 4/2013 Chouji D23/351
D683,004 S * 5/2013 Chouji D23/351
D689,179 S * 9/2013 Nishiguchi D23/351
D700,690 S * 3/2014 Chouji et al. D23/351
D700,958 S * 3/2014 Ikegaya D23/351

* cited by examiner

Primary Examiner — Brian N Vinson

(74) *Attorney, Agent, or Firm* — Manabu Kanesaka

(57) **CLAIM**

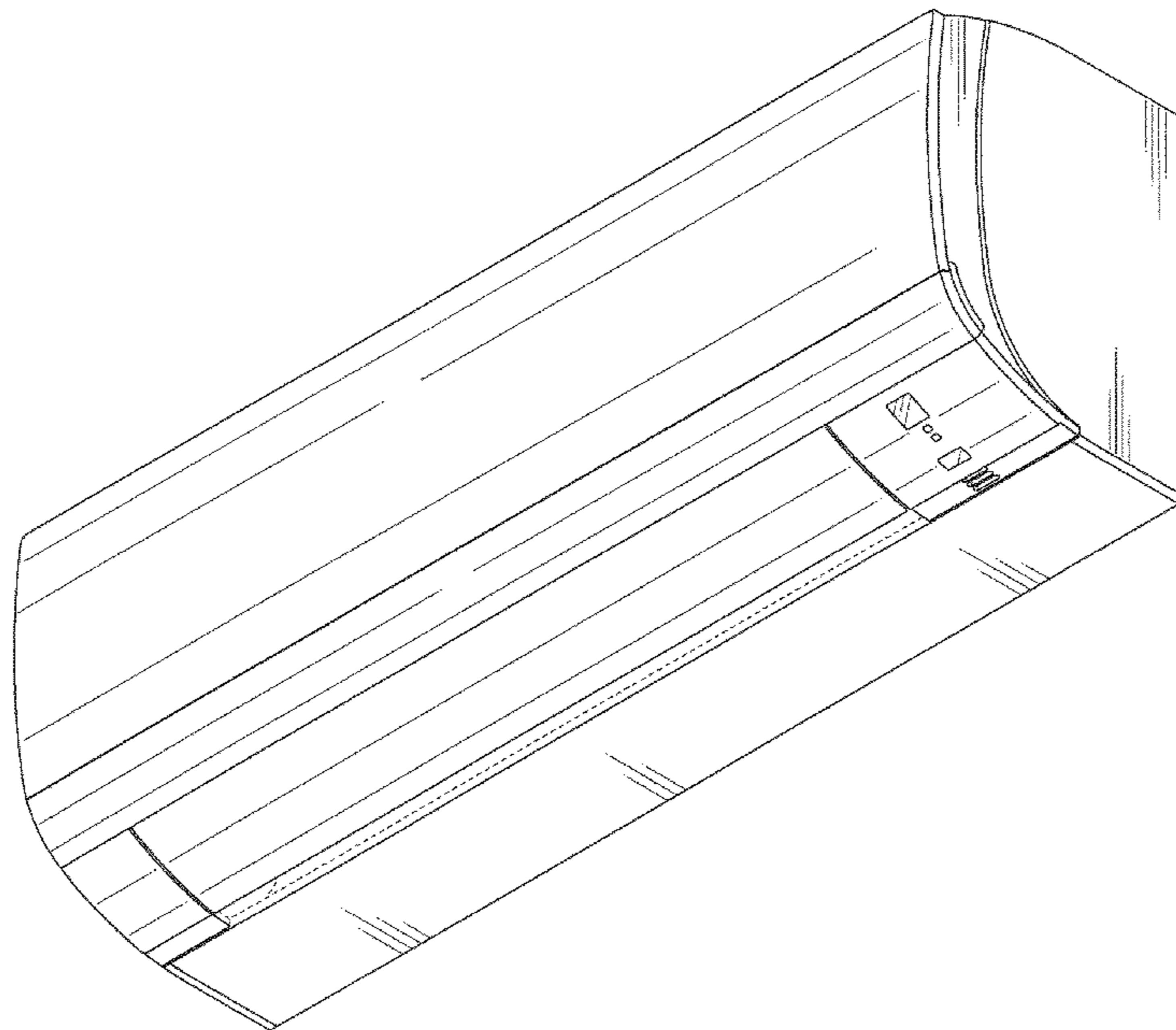
The ornamental design for an air conditioner, as shown and described.

DESCRIPTION

FIG. 1 is a perspective view of an air conditioner showing our new design;
FIG. 2 is a front view thereof;
FIG. 3 is a rear view thereof;
FIG. 4 is a left side view thereof;
FIG. 5 is a right side view thereof;
FIG. 6 is a plan view thereof;
FIG. 7 is a bottom view thereof; and,
FIG. 8 is a cross-sectional view thereof along the line 8-8 in FIG. 2.

The broken lines depict portions of the air conditioner that form no part of claimed design.

1 Claim, 7 Drawing Sheets



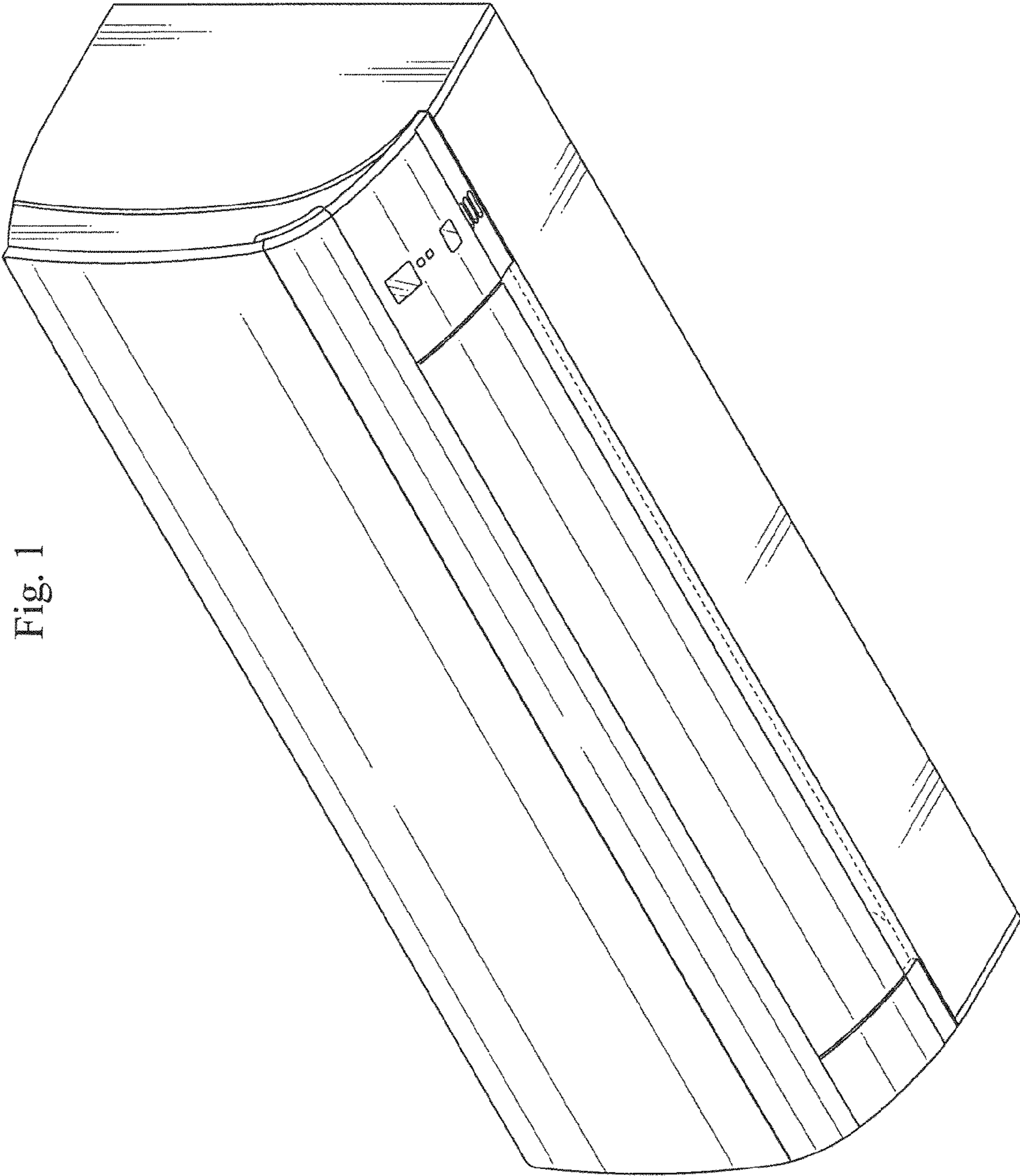


Fig. 1

Fig. 2

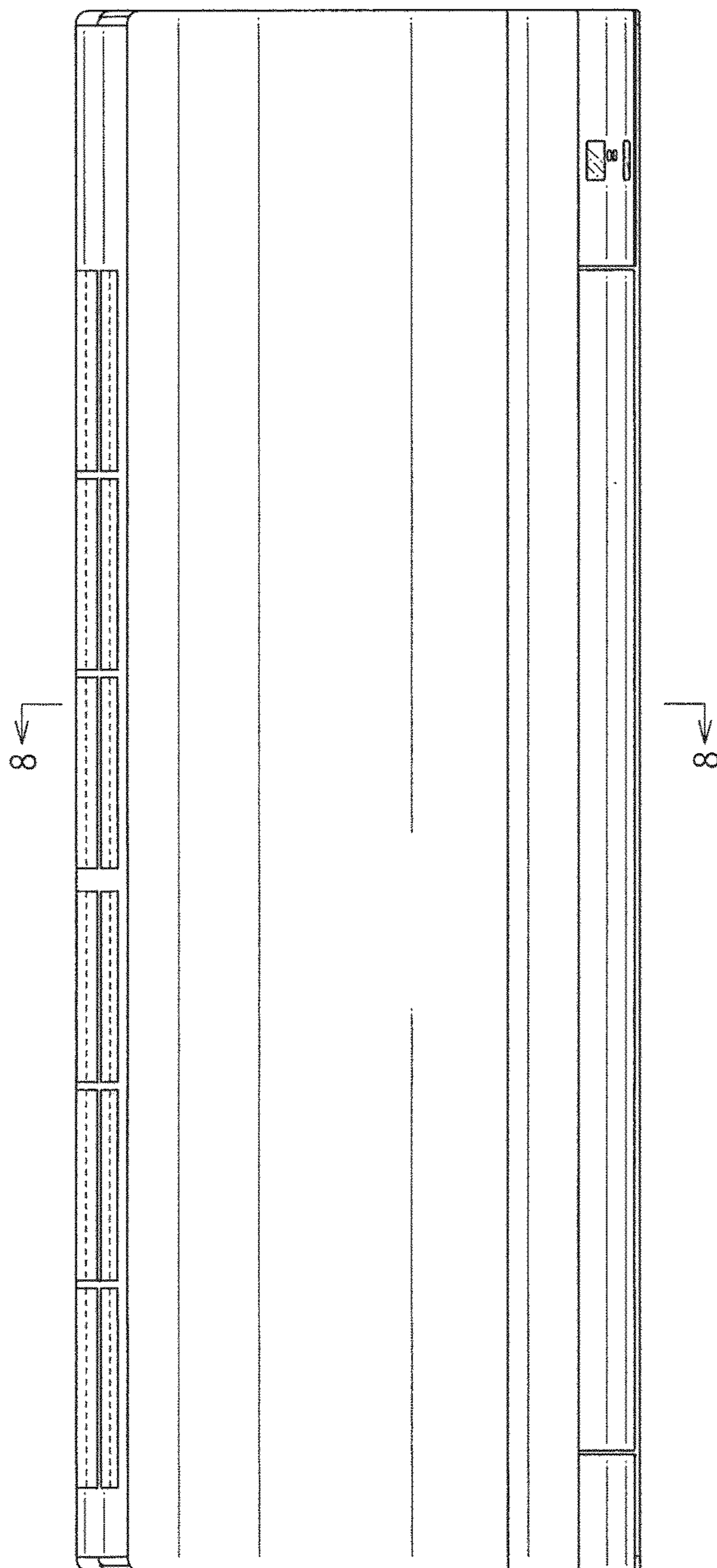


Fig. 3

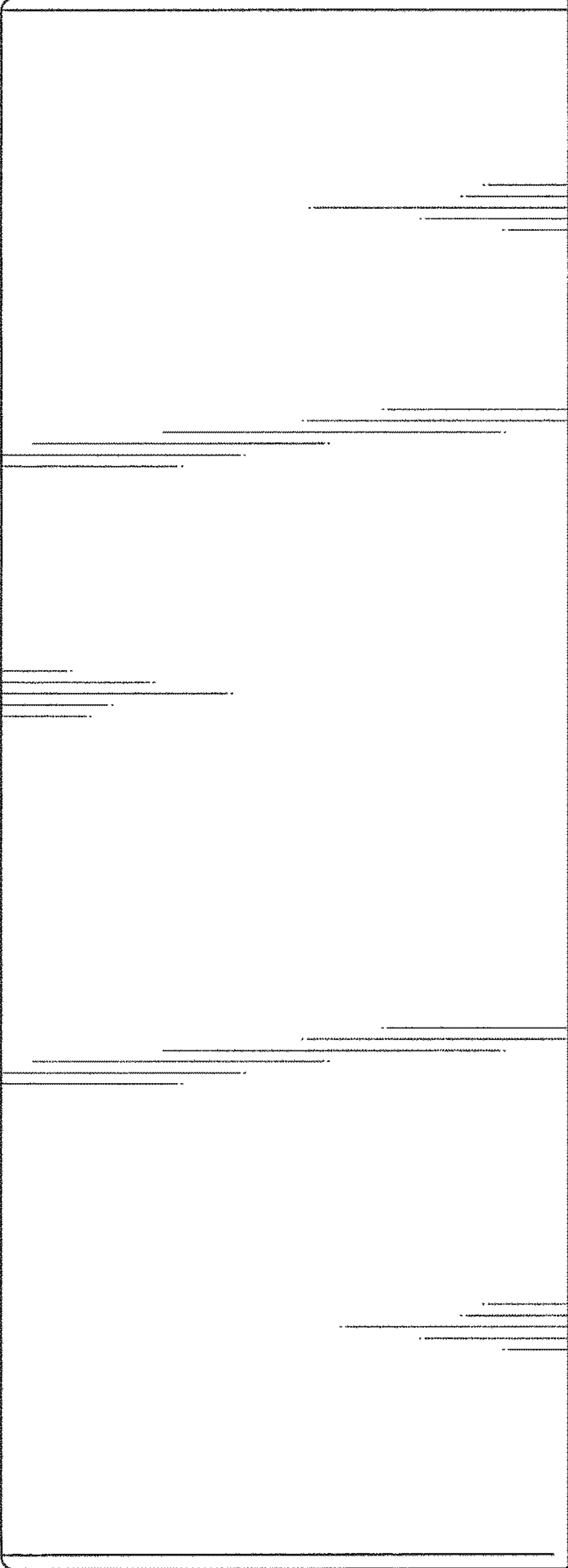


Fig. 5

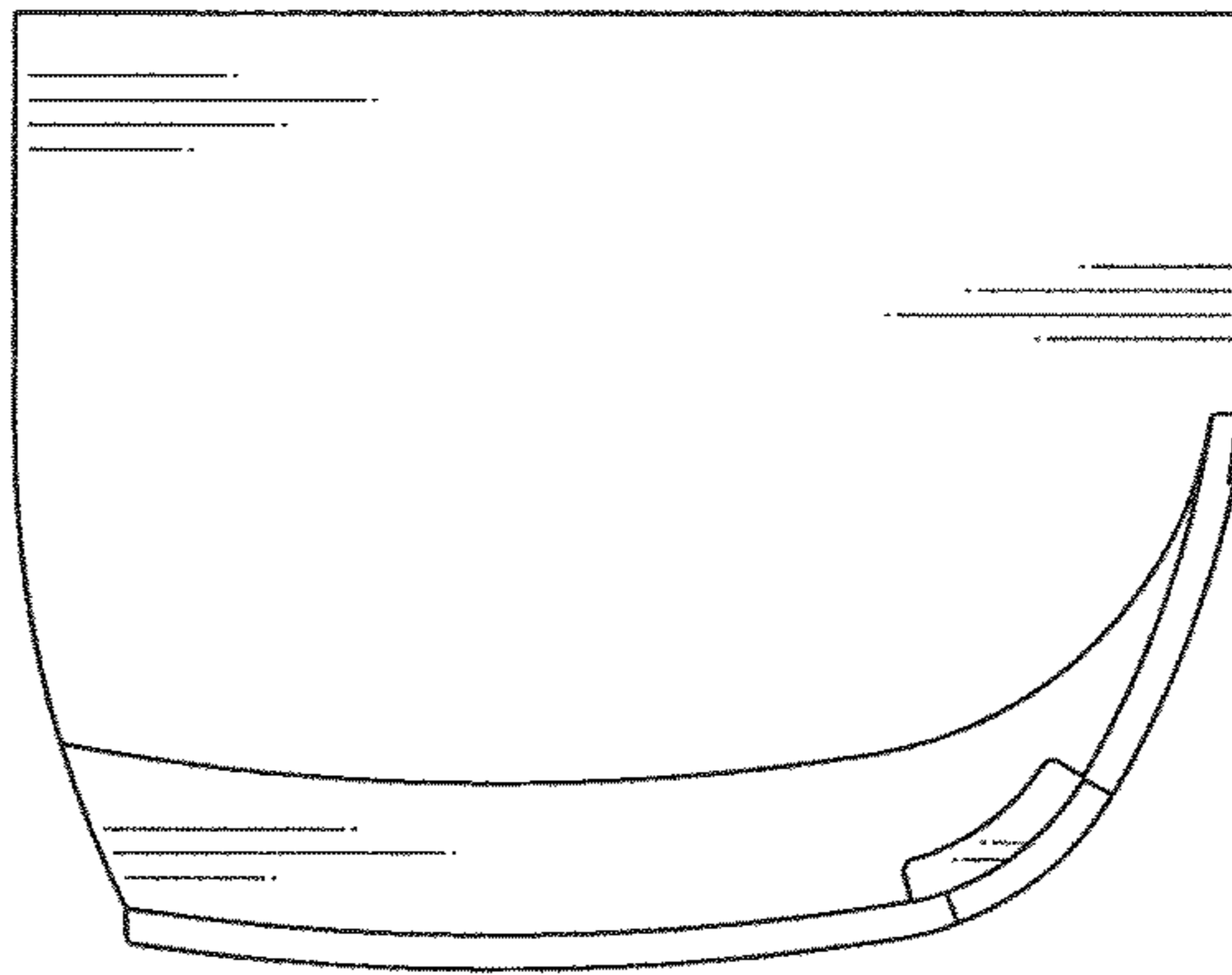


Fig. 4

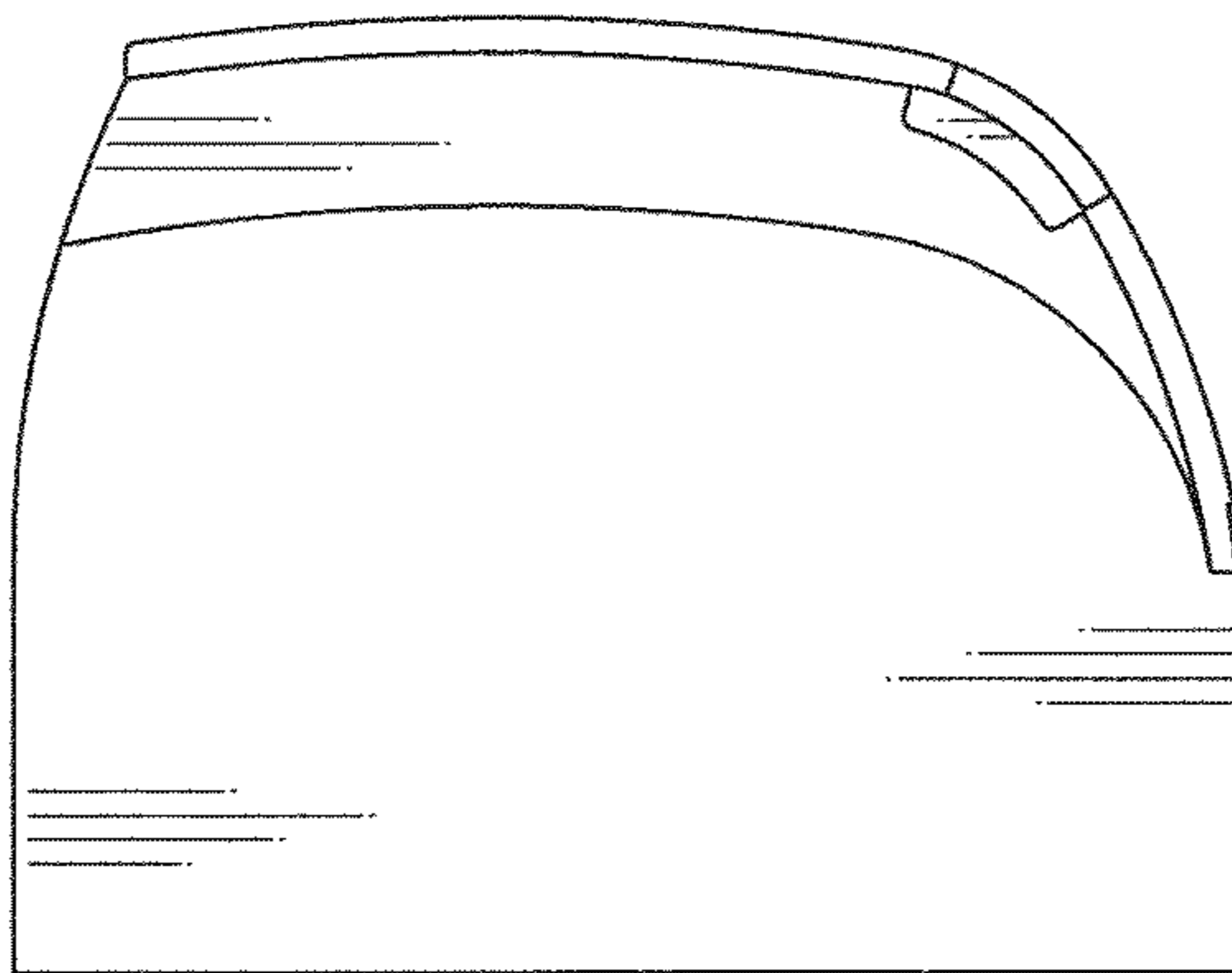


Fig. 6




Fig. 7




Fig. 8

