



US00D720400S

(12) **United States Design Patent**  
**Featherston**

(10) **Patent No.:** **US D720,400 S**

(45) **Date of Patent:** **\*\* Dec. 30, 2014**

(54) **CRAYON HOLDER**

(71) Applicant: **Tami L. Featherston**, Bellevue, NE  
(US)

(72) Inventor: **Tami L. Featherston**, Bellevue, NE  
(US)

(\*\*) Term: **14 Years**

(21) Appl. No.: **29/499,925**

(22) Filed: **Aug. 20, 2014**

**Related U.S. Application Data**

(63) Continuation of application No. 13/846,525, filed on  
Mar. 18, 2013.

(51) **LOC (10) Cl.** ..... **19-06**

(52) **U.S. Cl.**  
USPC ..... **D19/85**

(58) **Field of Classification Search**  
USPC ..... D3/206; D6/512, 708, 708.16, 672,  
D6/682.1, 682.2; D7/701-708;  
D19/77-85, 91; 24/15, 3.2, 3.4, 3.5,  
24/3.6; D8/396; 206/214; 211/69,  
211/69.1-69.9, 70  
See application file for complete search history.

(56) **References Cited**

**U.S. PATENT DOCUMENTS**

D165,156 S \* 11/1951 Kandarian ..... D19/83  
3,005,441 A \* 10/1961 Glasscock ..... 401/8

D206,896 S \* 2/1967 Fiely ..... D11/2  
D256,292 S \* 8/1980 Cox ..... D3/206  
D258,812 S \* 4/1981 Cox ..... D11/2  
D341,791 S \* 11/1993 Bowlby ..... D11/3  
D359,512 S \* 6/1995 Rogers ..... D19/83  
D372,879 S \* 8/1996 Partridge ..... D11/4  
D375,890 S \* 11/1996 Takai ..... D8/380  
5,613,656 A \* 3/1997 Protz, Jr. .... 248/74.2  
D414,210 S \* 9/1999 Davis ..... D19/85  
D508,841 S \* 8/2005 Jordan, Jr. .... D8/395  
D592,703 S \* 5/2009 Graham ..... D19/81  
2005/0074269 A1 \* 4/2005 Asselin ..... 401/131

\* cited by examiner

*Primary Examiner* — Elizabeth Albert

(74) *Attorney, Agent, or Firm* — Arthur K. Shaffer;  
Intellectual Property Center, LLC

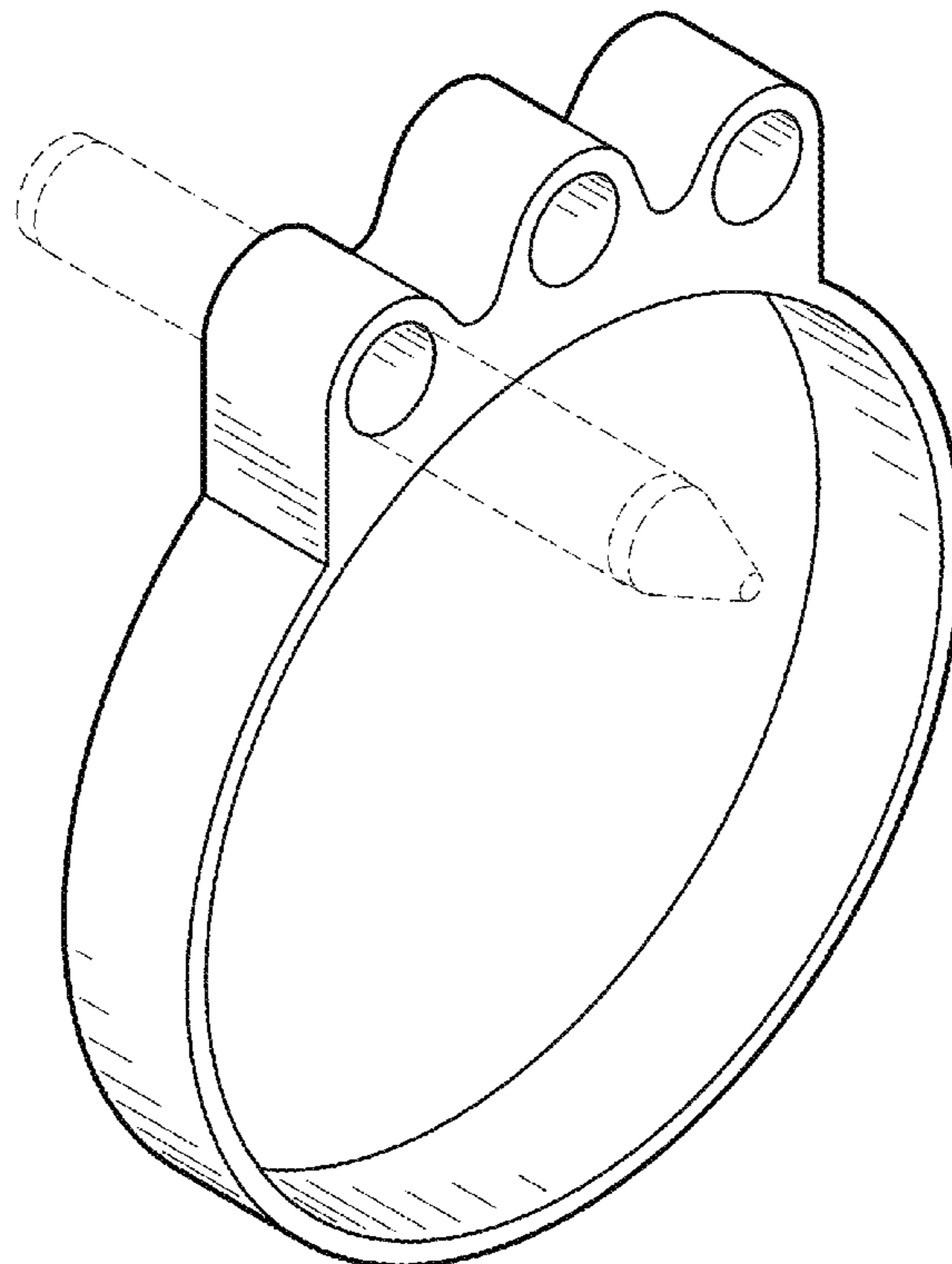
(57) **CLAIM**

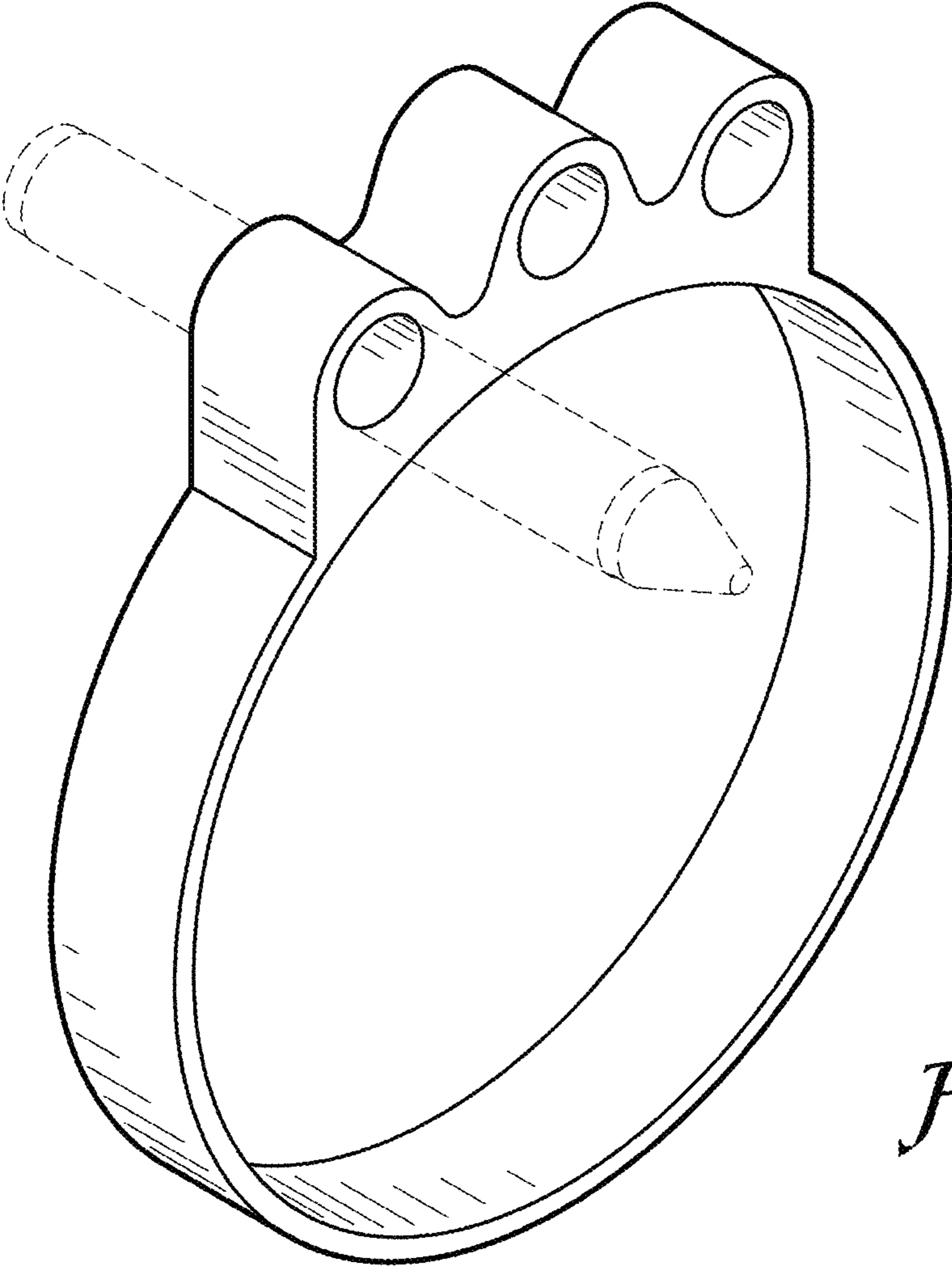
The ornamental design for a crayon holder, as shown and  
described.

**DESCRIPTION**

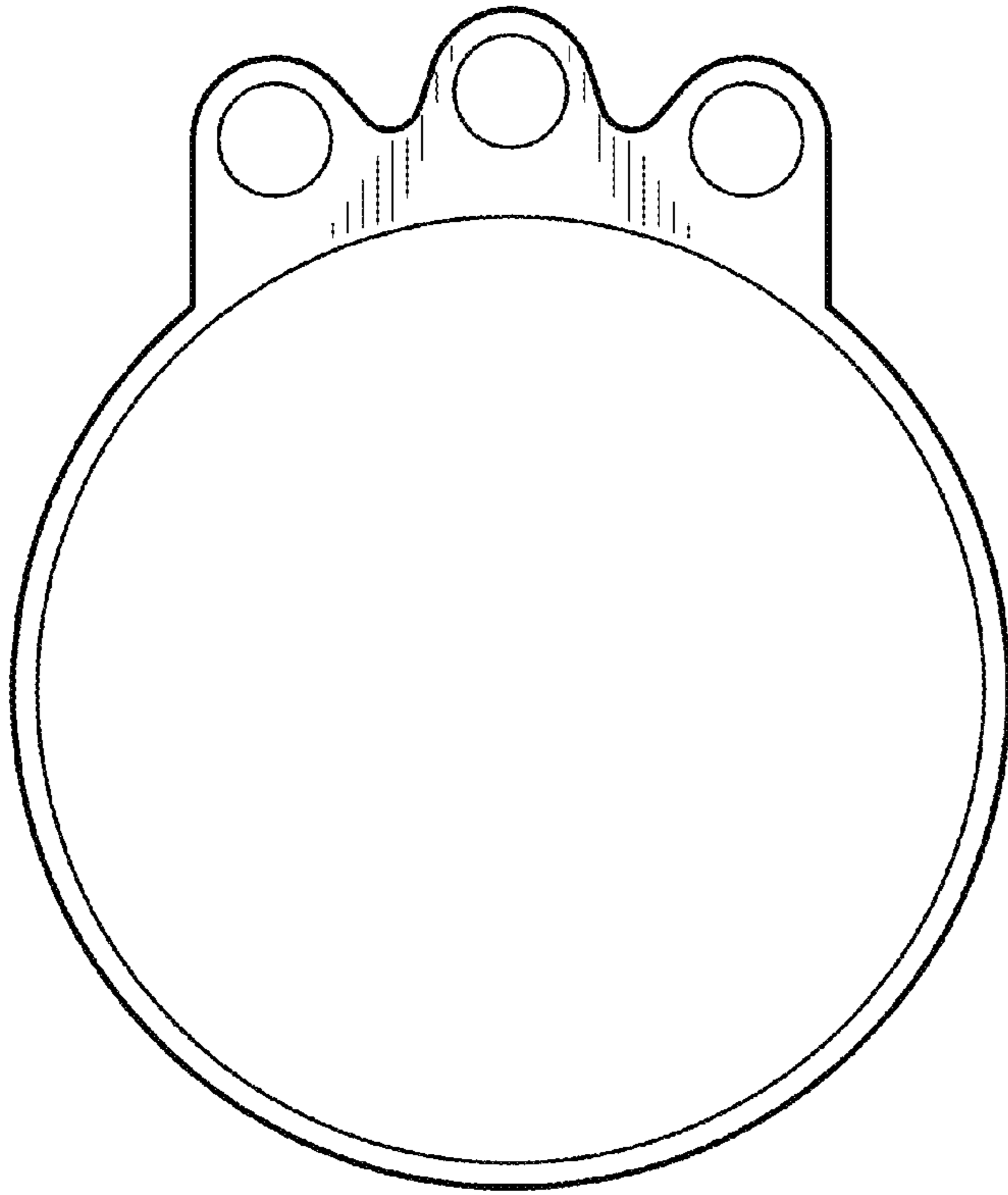
FIG. 1 is a right side perspective view of a crayon holder in  
accordance with the present invention;  
FIG. 2 is a front elevation thereof;  
FIG. 3 is a right side elevation thereof;  
FIG. 4 is a top plan view thereof; and,  
FIG. 5 is a bottom plan view thereof.  
The broken lines showing a crayon in FIG. 1 are included for  
the purpose of showing an article in the environment that  
forms no part of the claimed design.

**1 Claim, 2 Drawing Sheets**






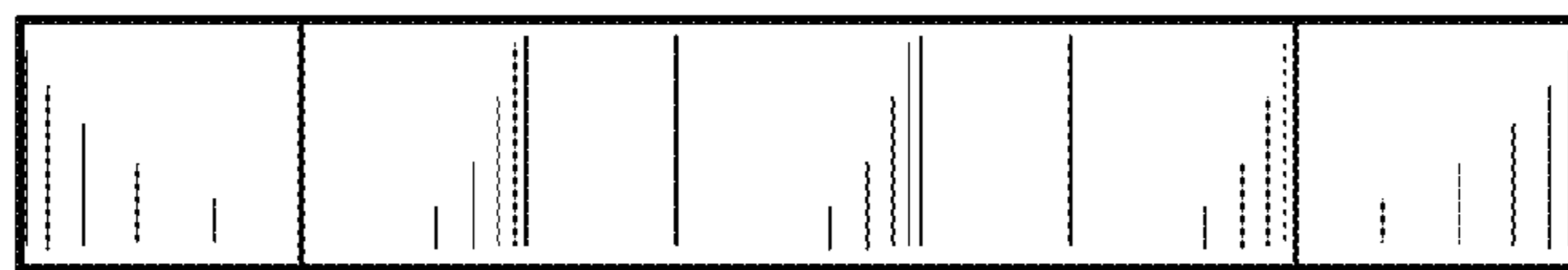
*Fig. 1*



*Fig. 2*



*Fig. 3*



*Fig. 4*



*Fig. 5*