

US00D720374S

(12) **United States Design Patent**  
**Kim**

(10) **Patent No.:** **US D720,374 S**

(45) **Date of Patent:** **\*\* \*Dec. 30, 2014**

(54) **REFRIGERATOR DOOR WITH HANDLE**

(76) Inventor: **Brian S. Kim**, Rancho Palos Verdes, CA (US)

(\* ) Notice: This patent is subject to a terminal disclaimer.

(\*\*) Term: **14 Years**

(21) Appl. No.: **29/400,115**

(22) Filed: **Aug. 23, 2011**

(51) **LOC (10) Cl.** ..... **15-07**

(52) **U.S. Cl.**  
USPC ..... **D15/91**

(58) **Field of Classification Search**  
USPC ..... D15/79-91; 62/3.6, 3.63, 3.64, 293, 62/467, 339, 373, 457, 265, 440, 441; 312/400-408, 139.2, 236, 297, 116, 312/117

See application file for complete search history.

(56) **References Cited**

U.S. PATENT DOCUMENTS

D179,146 S	*	11/1956	Munz et al.	.....	D15/86
D205,107 S	*	6/1966	Costantini et al.	.....	D15/85
D230,803 S	*	3/1974	Musgrave et al.	.....	D6/470
D243,985 S	*	4/1977	Brown	.....	D15/85
D244,019 S	*	4/1977	Brown	.....	D15/88
D308,212 S	*	5/1990	Dallman	.....	D15/85

D449,843 S	*	10/2001	Kim	.....	D15/81
D449,844 S	*	10/2001	Kim	.....	D15/81
D474,211 S	*	5/2003	Jones et al.	.....	D15/91
D514,603 S	*	2/2006	Ikeda	.....	D15/85
D516,592 S	*	3/2006	Ikeda	.....	D15/85
D518,492 S	*	4/2006	Okamoto et al.	.....	D15/87
D518,834 S	*	4/2006	Okamoto et al.	.....	D15/87
D529,055 S	*	9/2006	Okamoto et al.	.....	D15/87
D565,065 S	*	3/2008	Martin et al.	.....	D15/91
D610,593 S	*	2/2010	Ikeda	.....	D15/85
D611,069 S	*	3/2010	Ikeda	.....	D15/85
D618,257 S	*	6/2010	Hanamure et al.	.....	D15/79
D650,399 S	*	12/2011	Kim	.....	D15/91

\* cited by examiner

*Primary Examiner* — Mitchell Siegel

(74) *Attorney, Agent, or Firm* — John K. Park; Park Law Firm

(57) **CLAIM**

The ornamental design for a refrigerator door with handle, as shown and described.

**DESCRIPTION**

FIG. 1 is a perspective view of a refrigerator door with handle according to the present invention; FIG. 2 is a front elevation view thereof; FIG. 3 is a side elevation view thereof; FIG. 4 is a top plan view thereof; and, FIG. 5 is a bottom elevation view thereof. The broken line showing of environment is for illustrative purposes only and forms no part of the claimed design.

**1 Claim, 4 Drawing Sheets**

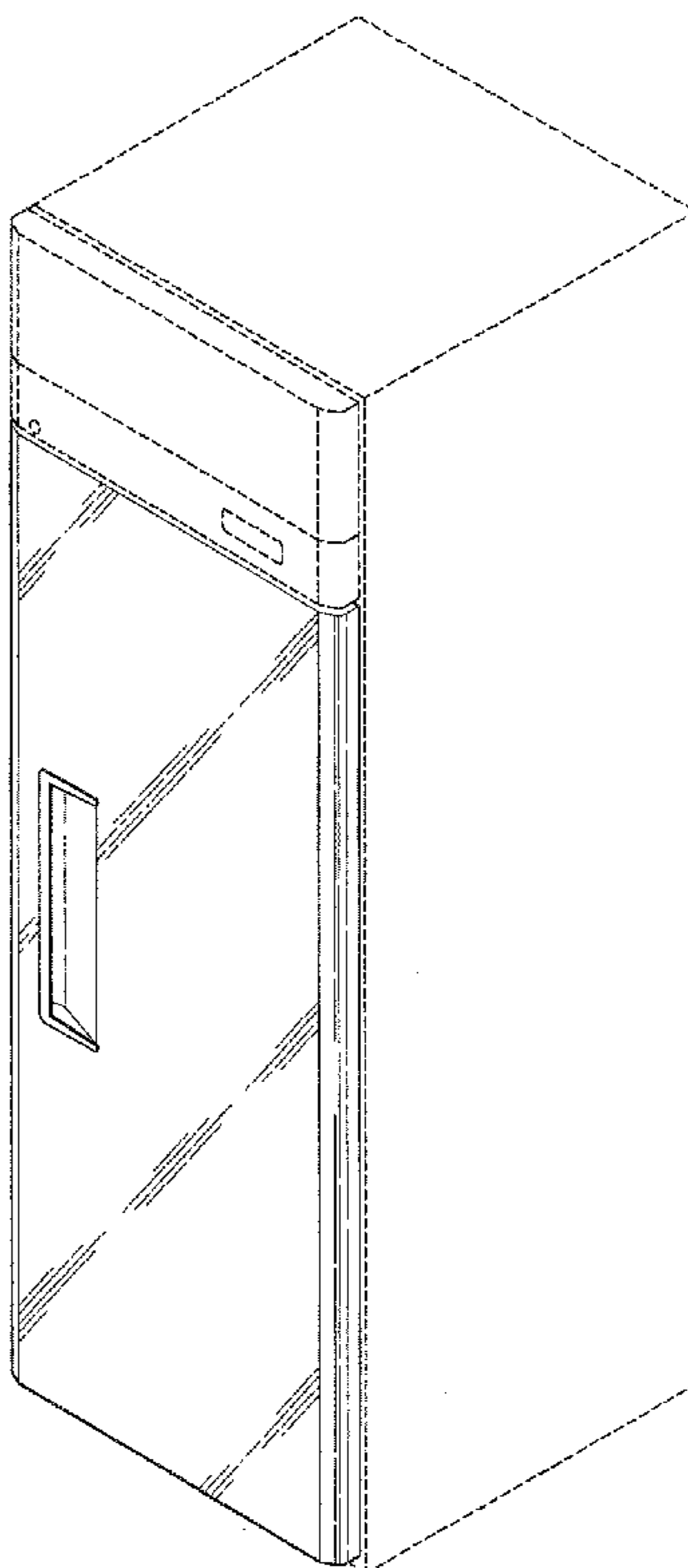


FIG. 1

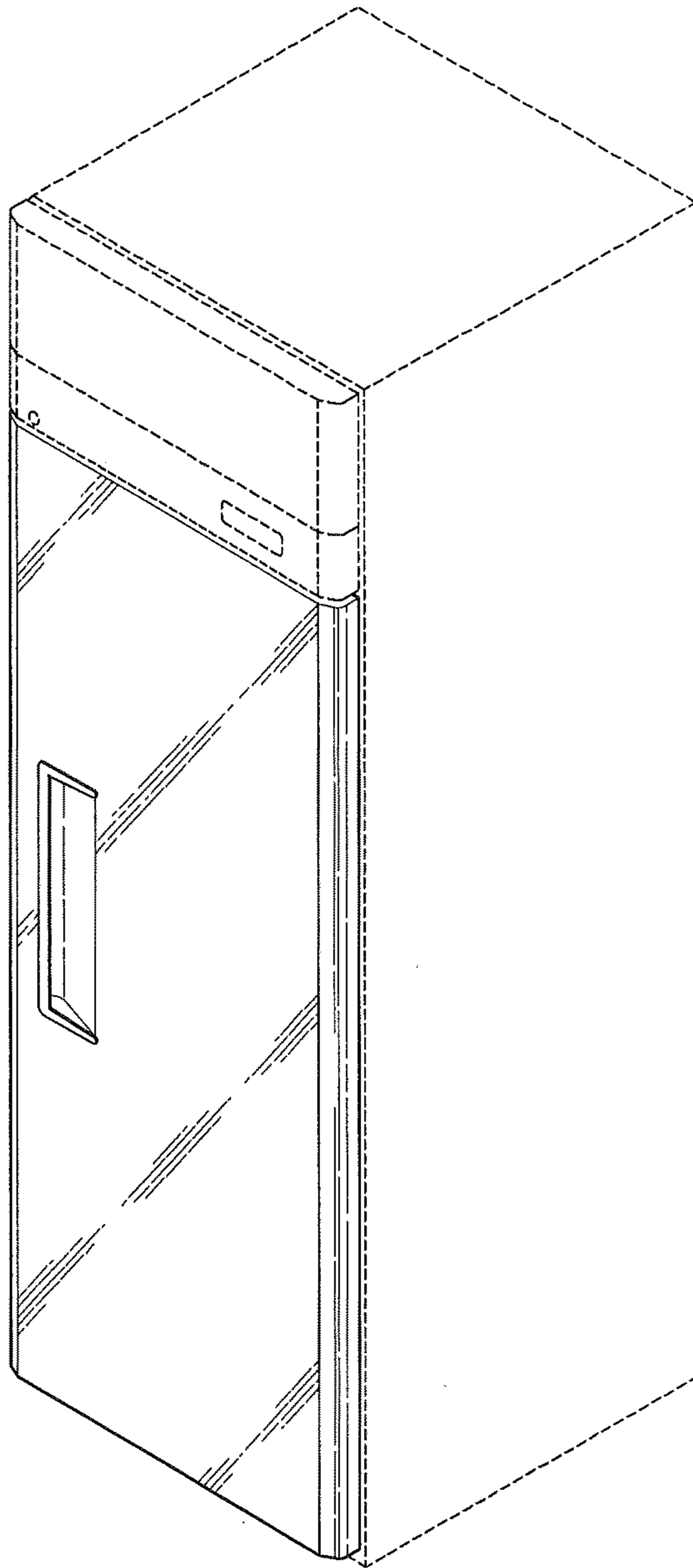


FIG. 2

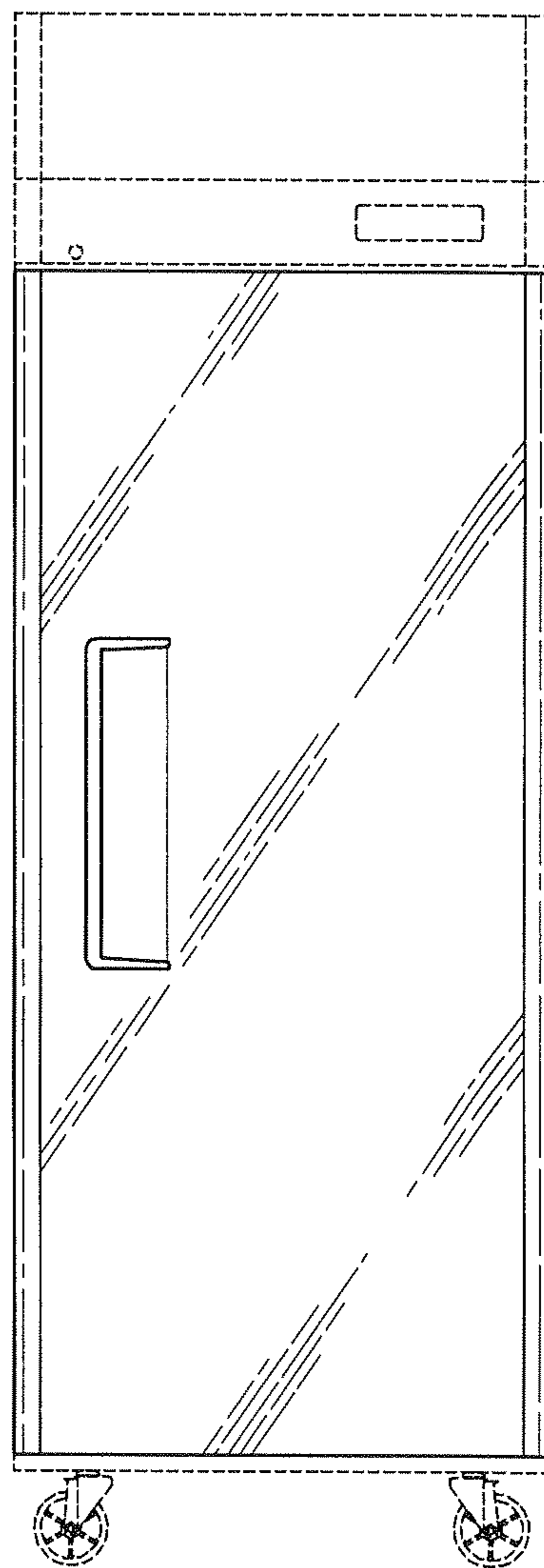


FIG. 3




FIG. 4




FIG. 5

