



US00D720353S

(12) **United States Design Patent**
Nakamura

(10) **Patent No.:** **US D720,353 S**

(45) **Date of Patent:** **** Dec. 30, 2014**

(54) **TOUCH SENSOR FILM**

(71) Applicant: **FUJIFILM Corporation**, Minato-ku,
Tokyo (JP)

(72) Inventor: **Samito Nakamura**, Minato-ku (JP)

(73) Assignee: **FUJIFILM Corporation**, Tokyo (JP)

(**) Term: **14 Years**

(21) Appl. No.: **29/498,753**

(22) Filed: **Aug. 7, 2014**

(30) **Foreign Application Priority Data**

Feb. 19, 2014 (JP) 2014-003380

(51) **LOC (10) Cl.** **14-02**

(52) **U.S. Cl.**
USPC **D14/432**

(58) **Field of Classification Search**
USPC D14/316–319, 432–439, 442, 451–454,
D14/496, 495, 391, 385, 367, 356; D8/331,
D8/330; D18/50, 4.6, 4.5; 439/630, 635,
439/639, 160; 360/2; 235/492, 486, 479,
235/380

See application file for complete search history.

(56) **References Cited**

U.S. PATENT DOCUMENTS

D665,809 S * 8/2012 Wang et al. D14/439
D673,958 S * 1/2013 Fathollahi D14/440
D675,210 S * 1/2013 Kim D14/440

D678,259 S * 3/2013 Moore et al. D14/250
D683,700 S * 6/2013 Ferrari et al. D13/119
D690,703 S * 10/2013 Welch et al. D14/440
D694,240 S * 11/2013 Cho D14/432
D694,241 S * 11/2013 Cho D14/432
D694,242 S * 11/2013 Cho D14/432
D702,239 S * 4/2014 Lee et al. D14/432
D704,712 S * 5/2014 Sugino et al. D14/432

* cited by examiner

Primary Examiner — Austin Murphy

(74) *Attorney, Agent, or Firm* — Sughrue Mion, PLLC

(57) **CLAIM**

The ornamental design for the touch sensor film, as shown and described.

DESCRIPTION

FIG. 1 is a top, front and right side perspective view of a touch sensor film showing my new design;
FIG. 2 is a top, rear and left side perspective view thereof;
FIG. 3 is a front elevational view thereof;
FIG. 4 is a rear elevational view thereof;
FIG. 5 is a top plan view thereof;
FIG. 6 is a left side elevational view thereof;
FIG. 7 is a top, front and right side perspective view thereof in a state of being attached to a personal digital assistance; and,
FIG. 8 is a top, front and right side perspective view of the personal digital assistance of FIG. 7 in an operated state.
The broken lines showing the portions of the personal digital assistance in all views are for illustrative purposes only and form no part of the claimed design.

1 Claim, 7 Drawing Sheets

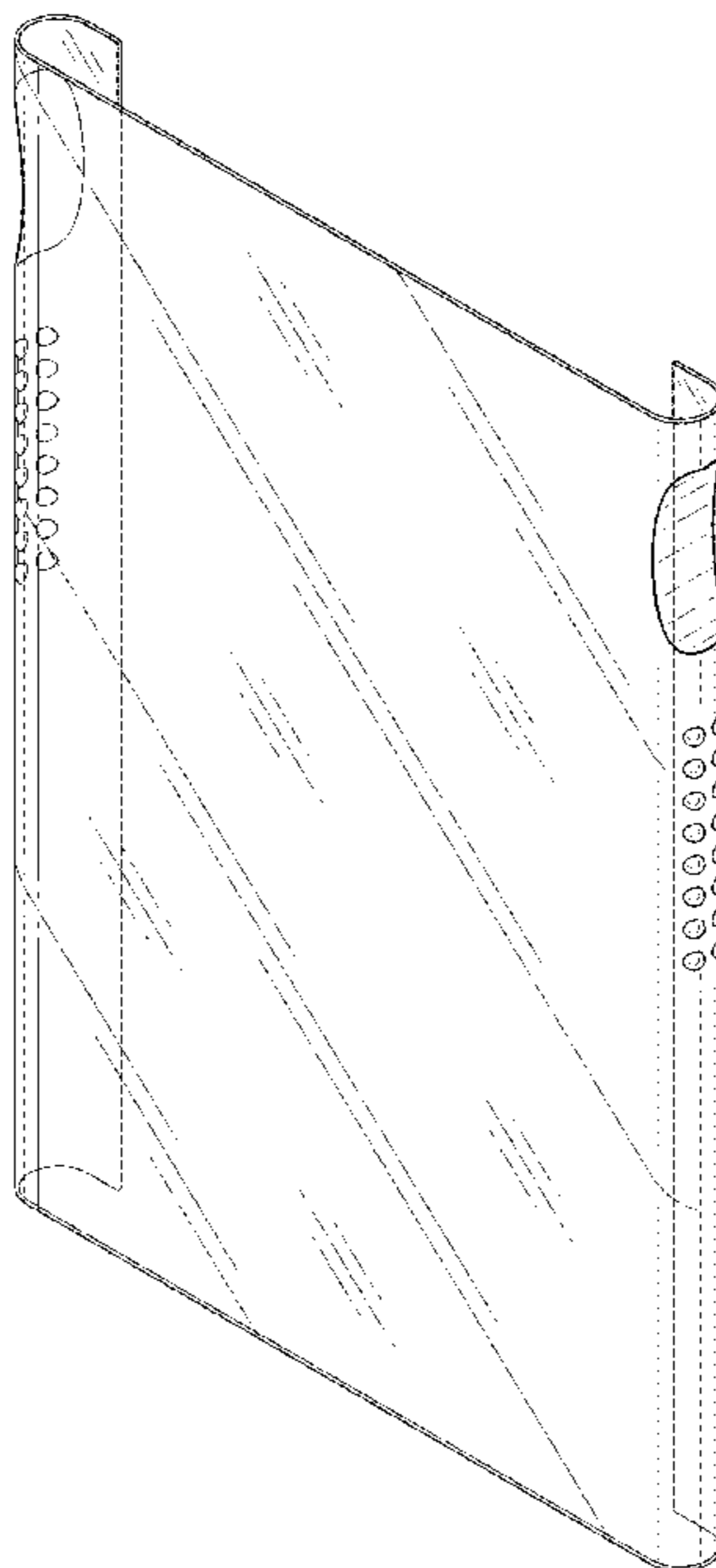


FIG. 1

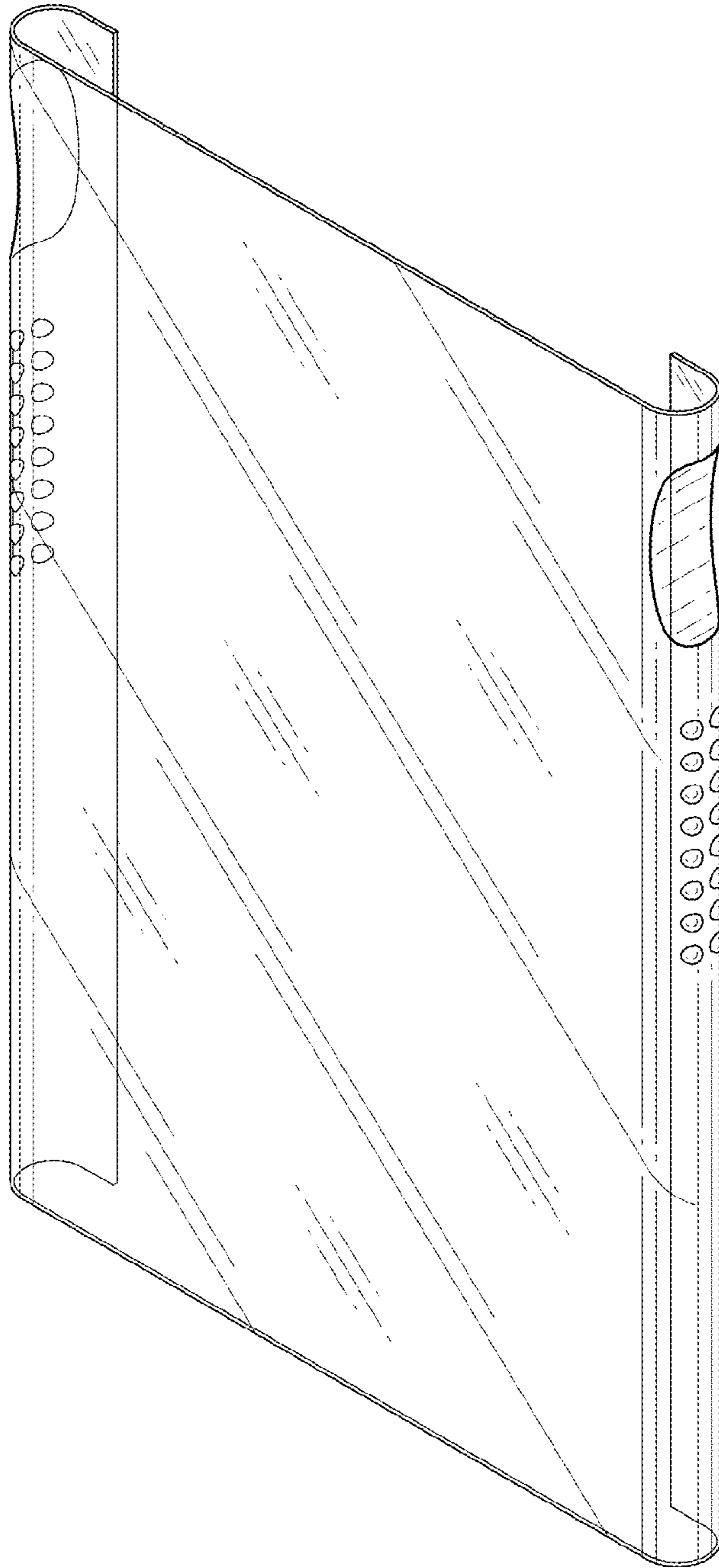


FIG. 2

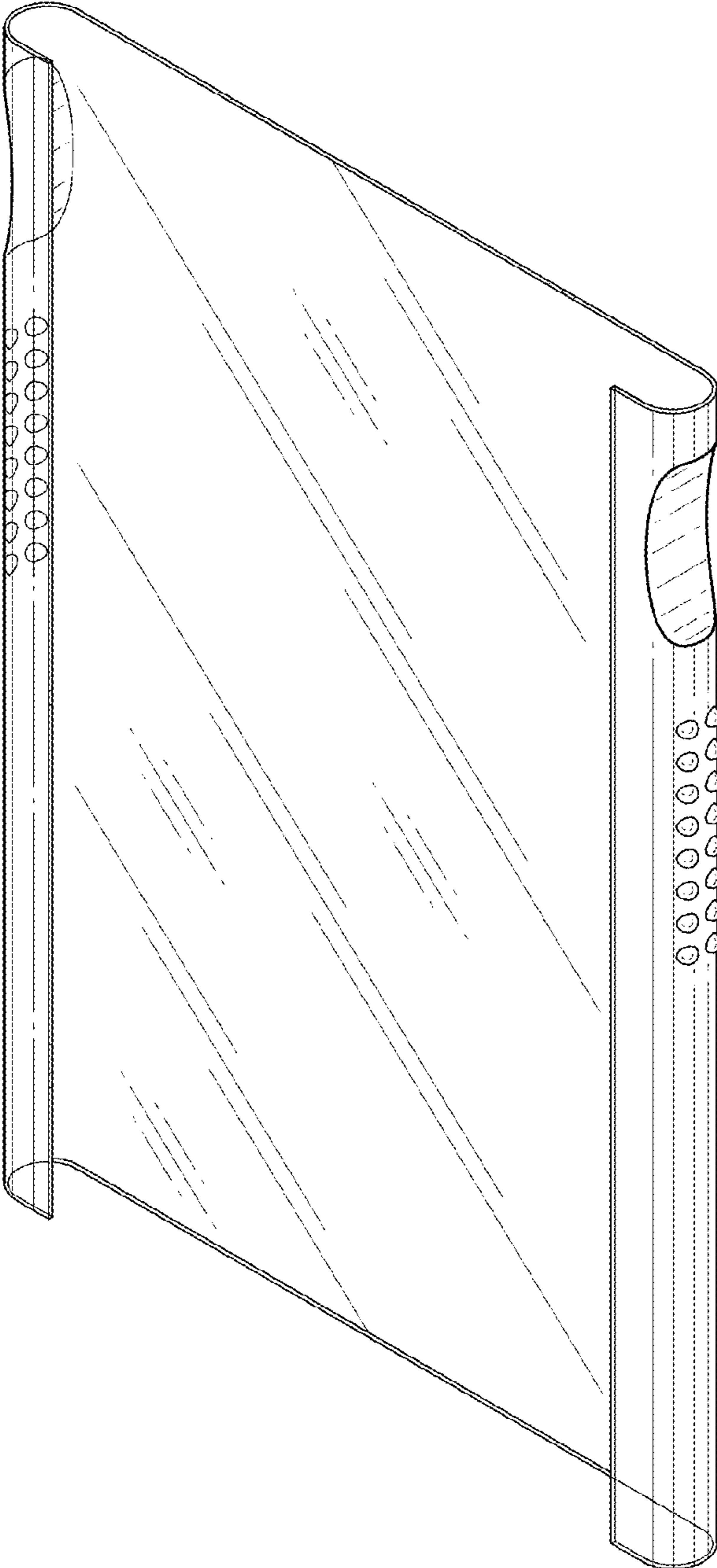


FIG. 3

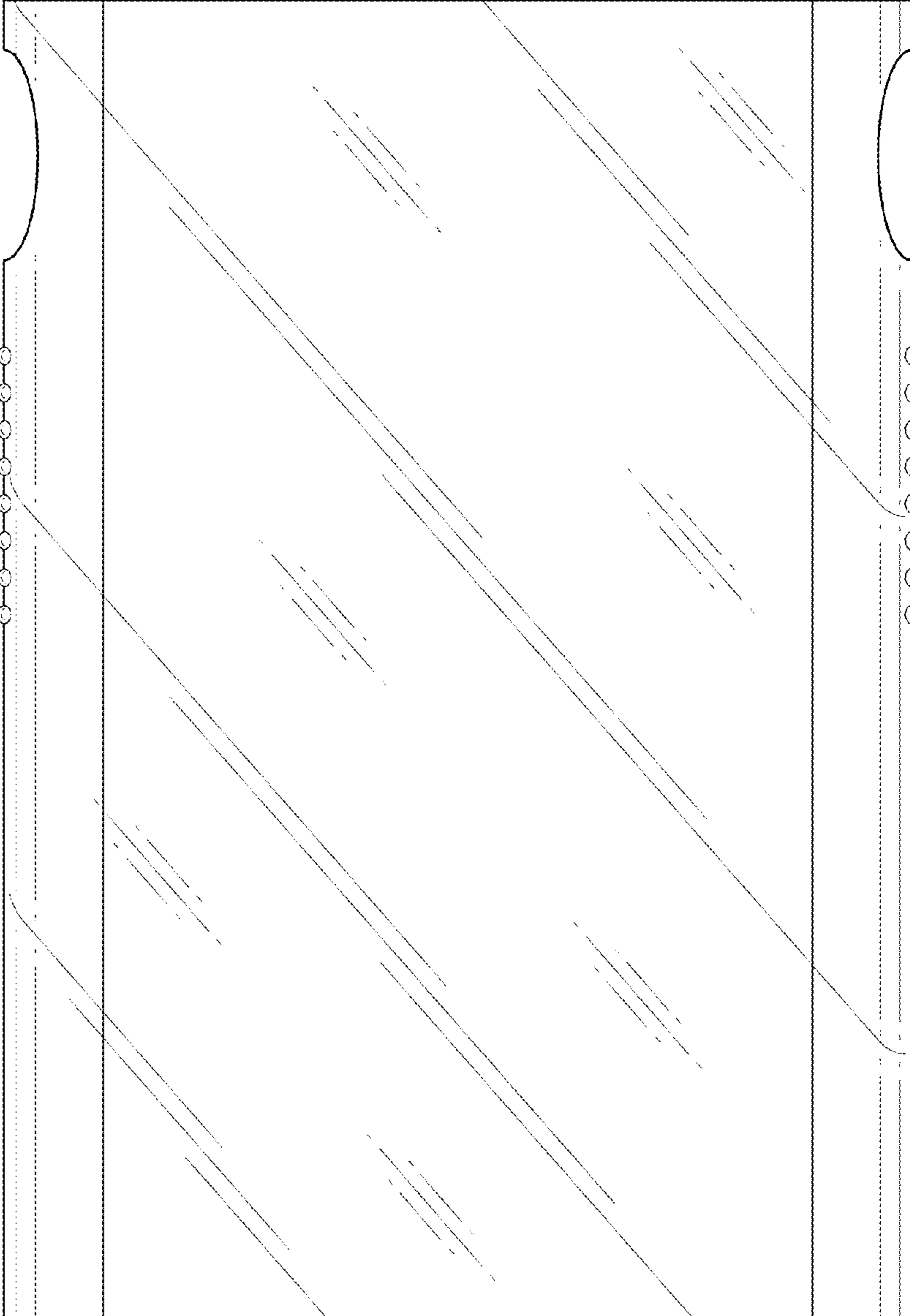


FIG. 4




FIG. 5



FIG. 6




FIG. 7

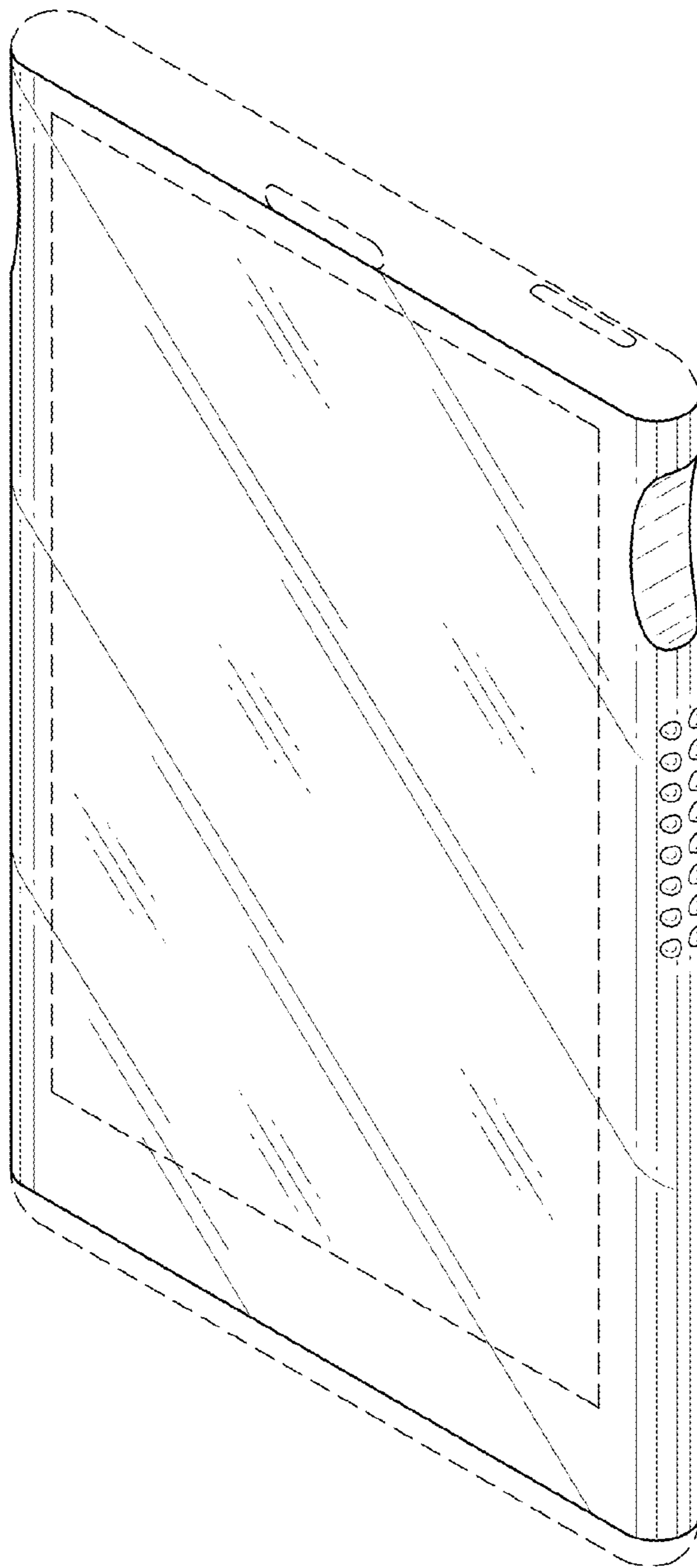


FIG. 8

