

US00D720351S

(12) **United States Design Patent**
Kraimer et al.

(10) **Patent No.:** **US D720,351 S**

(45) **Date of Patent:** **** Dec. 30, 2014**

(54) **SCANNER HOUSING**

(71) Applicants: **James V. Kraimer**, Haimhausen (DE);
Markus Graf, Karlsfeld (DE);
Christoph Babel, Tuerkenfeld (DE);
Michael P. Gallagher, Greenville, OH
(US)

(72) Inventors: **James V. Kraimer**, Haimhausen (DE);
Markus Graf, Karlsfeld (DE);
Christoph Babel, Tuerkenfeld (DE);
Michael P. Gallagher, Greenville, OH
(US)

(73) Assignee: **Crown Equipment Corporation**, New
Bremen, OH (US)

(**) Term: **14 Years**

(21) Appl. No.: **29/443,667**

(22) Filed: **Jan. 21, 2013**

(51) **LOC (10) Cl.** **14-02**

(52) **U.S. Cl.**
USPC **D14/420**

(58) **Field of Classification Search**
USPC D14/420, 426-428, 447, 453, 385, 363,
D14/358, 240, 356, 362, 365, 370, 383, 388,
D14/432, 433, 435, 439, 442, 443; D18/4.6;
D13/158, 162, 171, 147, 164; 235/440,
235/462.13, 439, 492, 380, 375, 486, 382,
235/451, 487, 381, 441, 472.01-472.03,
235/462.45, 462.47, 462.43; 340/572.7,
340/573.3, 572.8, 572.1, 572.4, 10.1, 5.86;
455/41.1; 700/225; 710/2, 301, 64;
336/221, 232; 439/159; 361/752,
361/679.31, 679.32, 679.38, 679.45, 800;
358/473; 379/436, 438; 312/223.1
See application file for complete search history.

(56) **References Cited**

U.S. PATENT DOCUMENTS

D342,245	S	*	12/1993	Krichever et al.	D14/427
5,340,972	A	*	8/1994	Sandor	235/462.44
D351,149	S	*	10/1994	Bontly et al.	D14/423
D351,150	S	*	10/1994	Bontly et al.	D14/423
D359,483	S	*	6/1995	Saunders et al.	D14/420
D372,234	S	*	7/1996	LaManna et al.	D14/427
D378,587	S	*	3/1997	Kanno et al.	D14/420
5,610,386	A	*	3/1997	Ball et al.	235/462.44
D384,651	S	*	10/1997	Sandor et al.	D14/423
D385,855	S	*	11/1997	Ronzani	D14/344
D386,489	S	*	11/1997	Goldman et al.	D14/420
D391,250	S	*	2/1998	Swift et al.	D14/427
D396,850	S	*	8/1998	Ito	D14/420
D408,806	S	*	4/1999	Schmidt et al.	D14/420
6,036,094	A	*	3/2000	Goldman et al.	235/462.45
D453,514	S	*	2/2002	Elam et al.	D14/420
D453,760	S	*	2/2002	Gustafson et al.	D14/420
D457,885	S	*	5/2002	Yanagihara et al.	D14/420
D462,688	S	*	9/2002	Schieffers et al.	D14/427
D473,873	S	*	4/2003	Pokrovsky et al.	D14/423

(Continued)

Primary Examiner — Susan M Lee

(74) *Attorney, Agent, or Firm* — Stevens & Showalter LLP

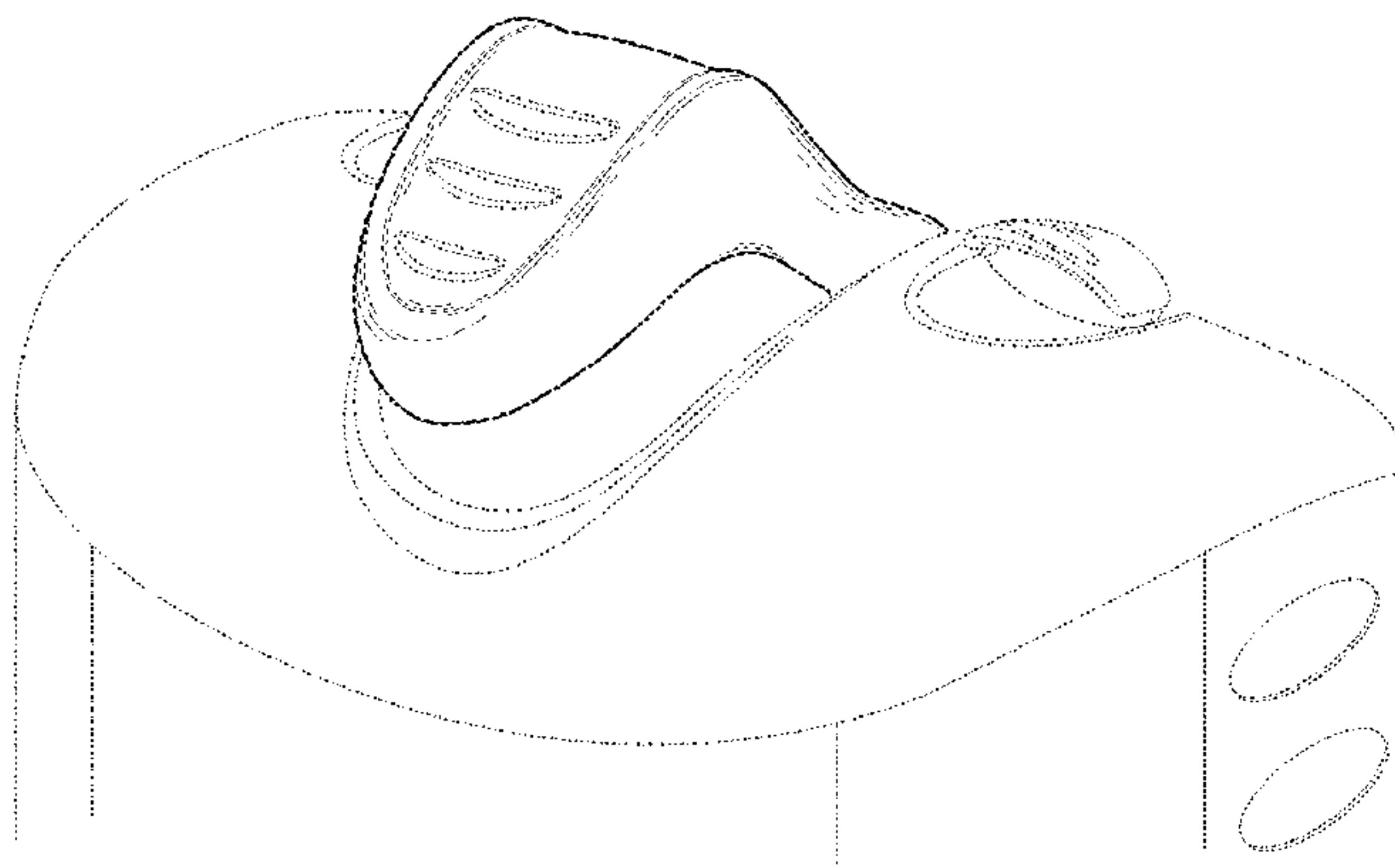
(57) **CLAIM**

The ornamental design for a scanner housing, as shown and described.

DESCRIPTION

FIG. 1 is an environmental perspective view of a scanner housing, shown in conjunction with a materials handling vehicle;
FIG. 2 is a top plan view of the scanner housing;
FIG. 3 is a bottom plan view thereof;
FIG. 4 is a front elevational view thereof;
FIG. 5 is a rear elevational view thereof;
FIG. 6 is a right side elevational view thereof; and,
FIG. 7 is a left side elevational view thereof.
Broken lines and unshaded portions contained within broken lines are not claimed.

1 Claim, 5 Drawing Sheets



(56)

References Cited

U.S. PATENT DOCUMENTS

D554,641	S *	11/2007	Miller et al.	D14/427	8,342,408	B2 *	1/2013	Biss et al.	235/462.25
D585,066	S *	1/2009	Morris et al.	D14/427	8,366,005	B2 *	2/2013	Kotlarsky et al.	235/462.24
D612,853	S *	3/2010	Waterman	D14/427	8,720,783	B2 *	5/2014	Biss et al.	235/462.25
7,762,731	B2 *	7/2010	Arbuckle et al.	396/427	D710,361	S *	8/2014	Park et al.	D14/420
					2002/0017567	A1 *	2/2002	Connolly et al.	235/472.02
					2009/0127343	A1 *	5/2009	Chiang	235/462.43
					2010/0084471	A1 *	4/2010	Biss et al.	235/462.25

* cited by examiner

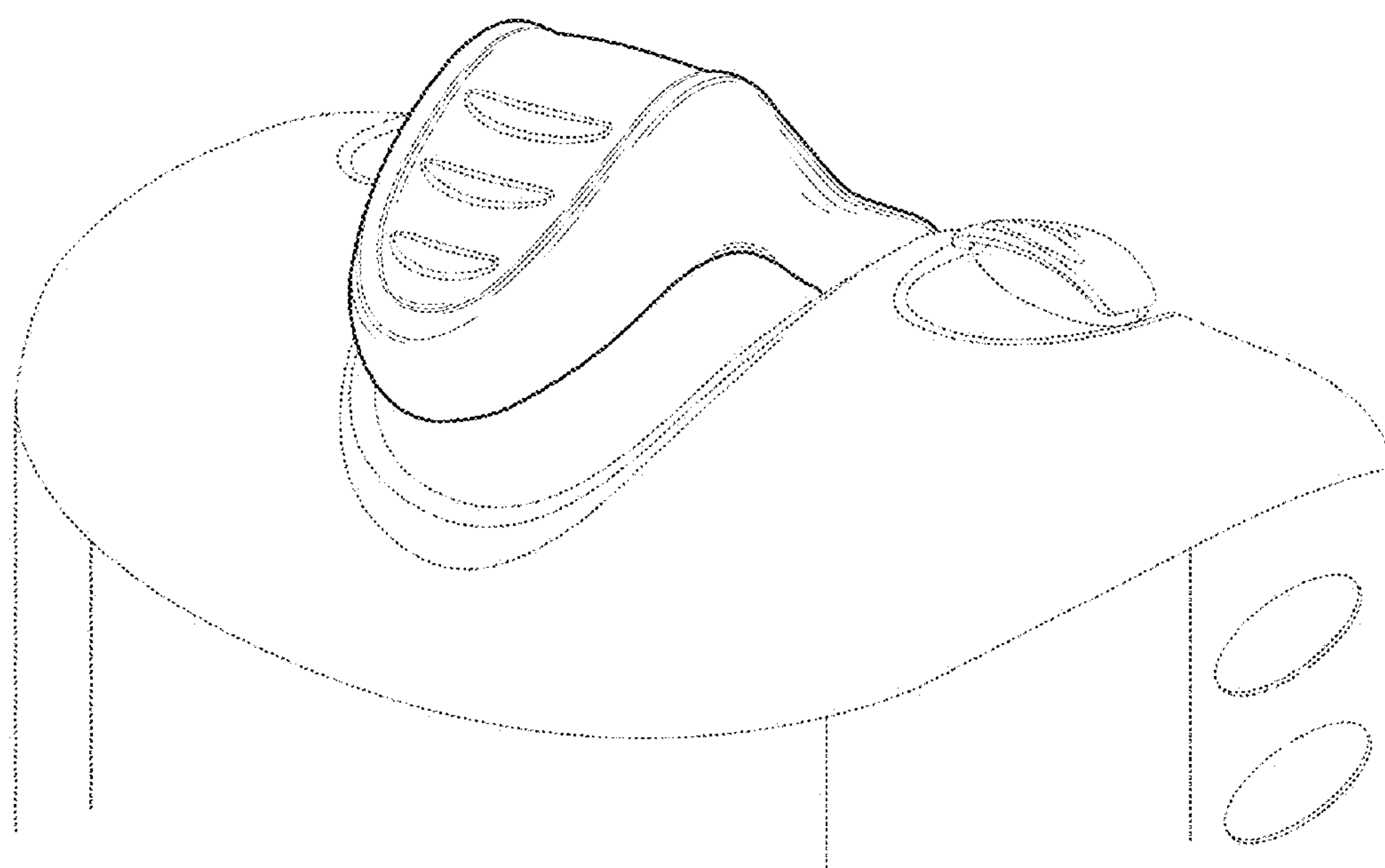


FIG. 1

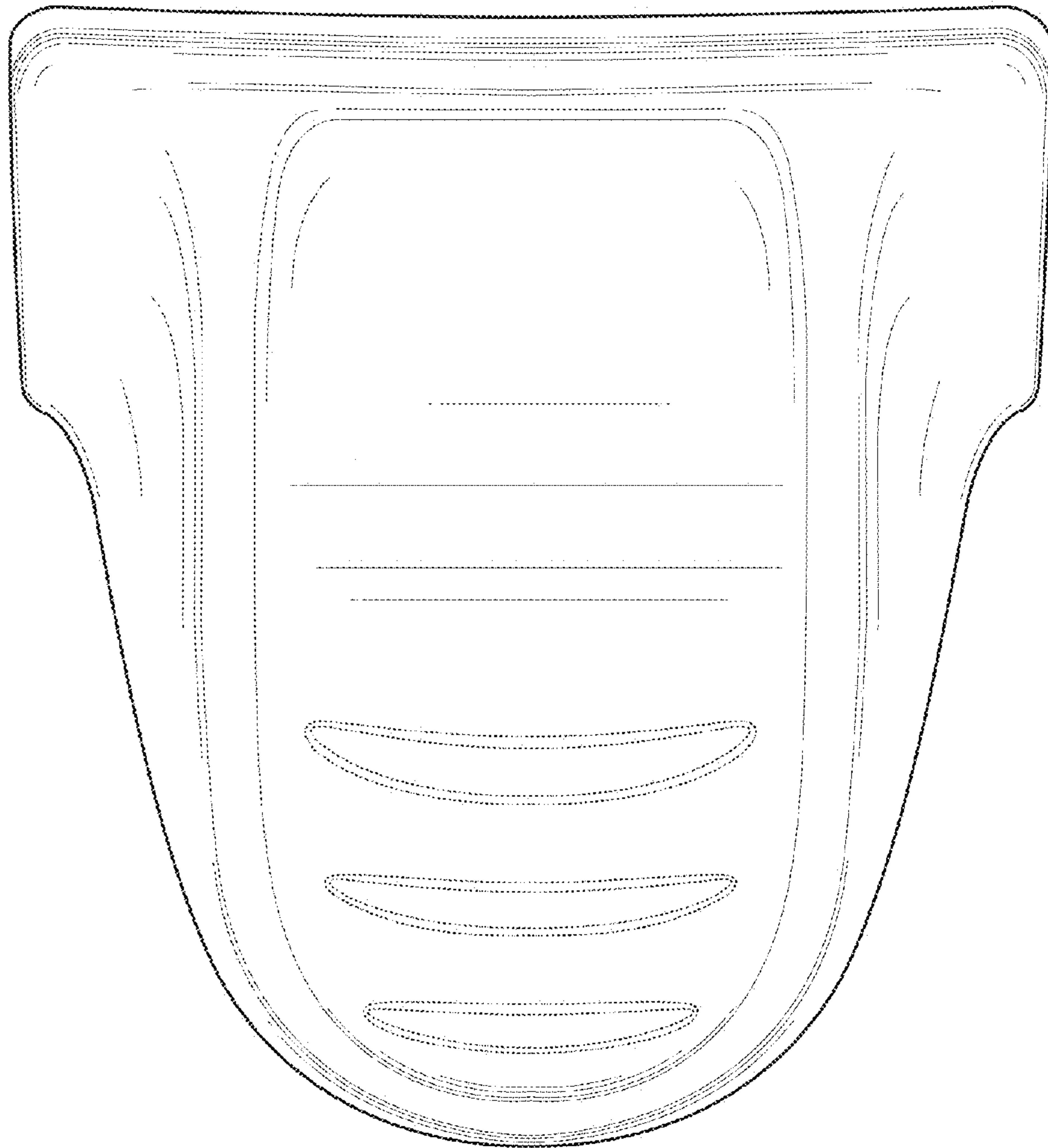


FIG. 2

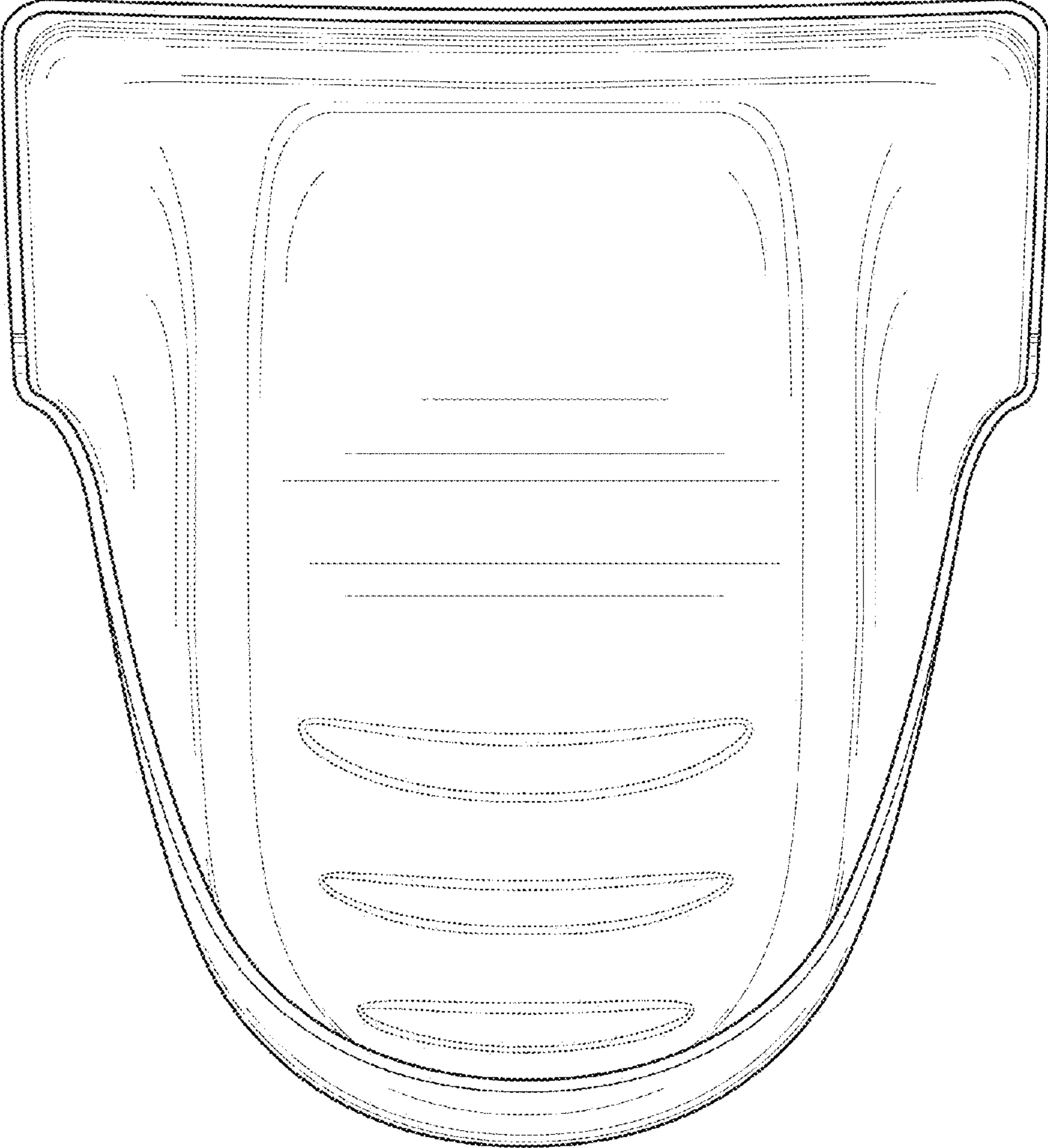


FIG. 3

FIG. 4

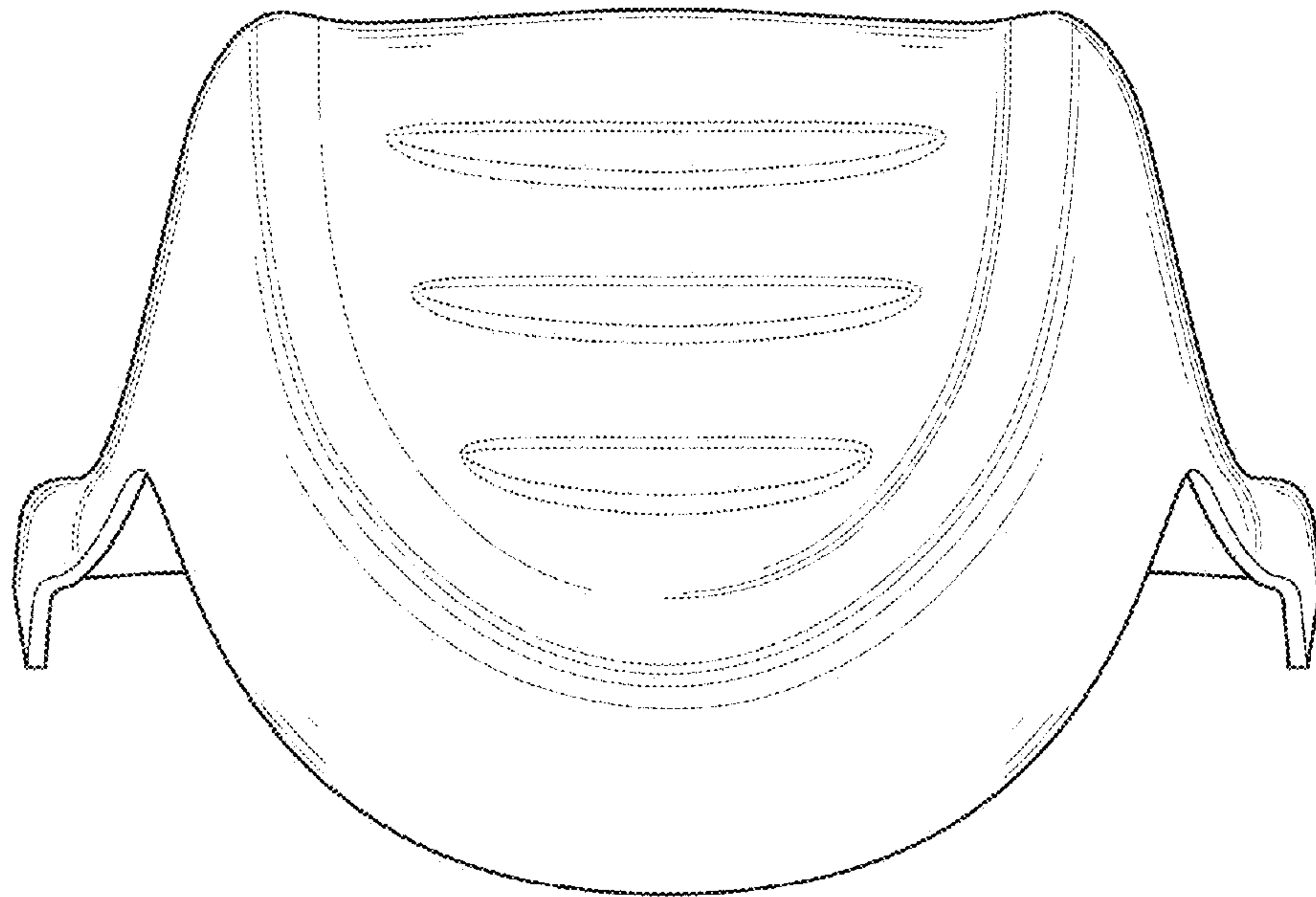


FIG. 5

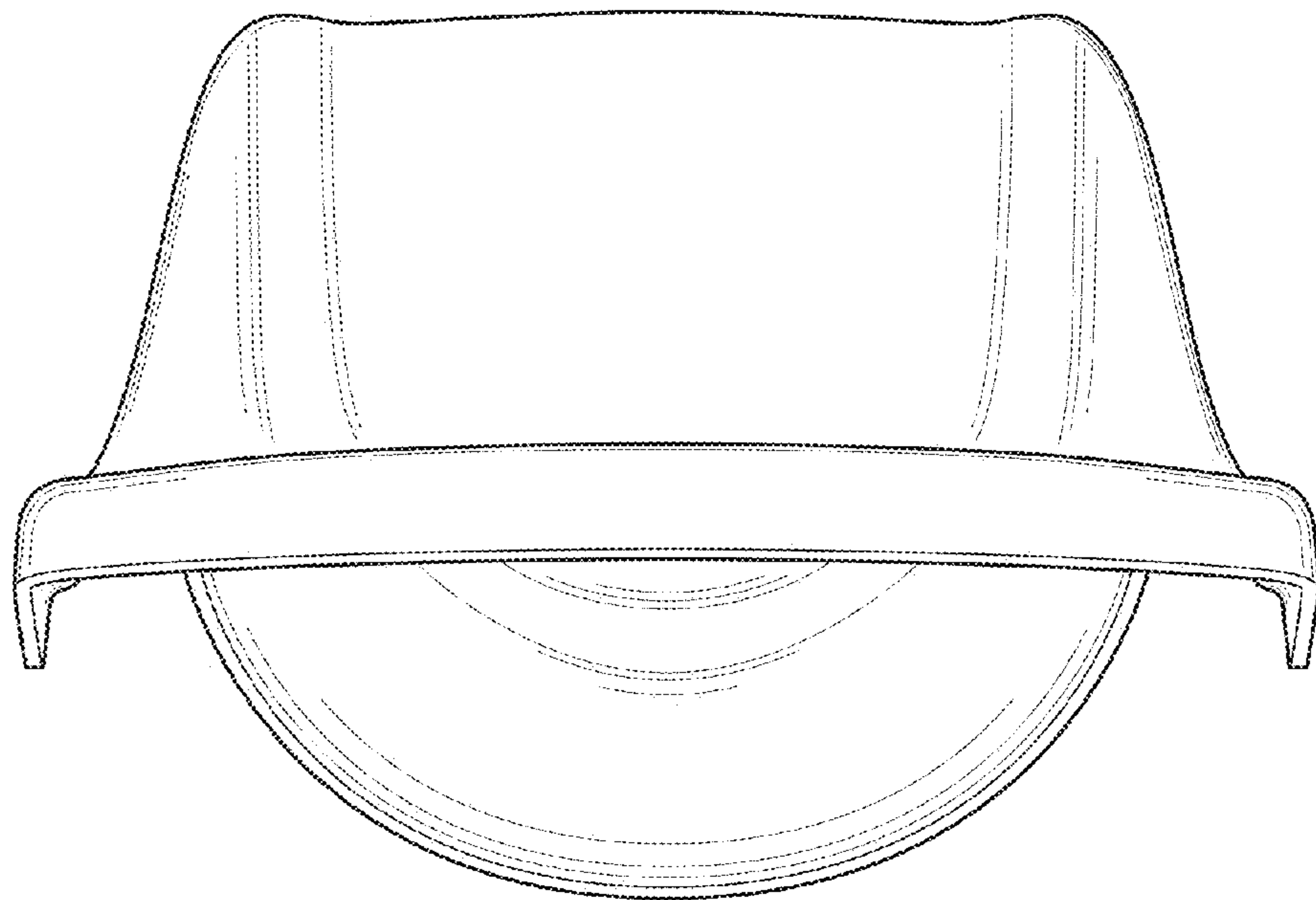


FIG. 6

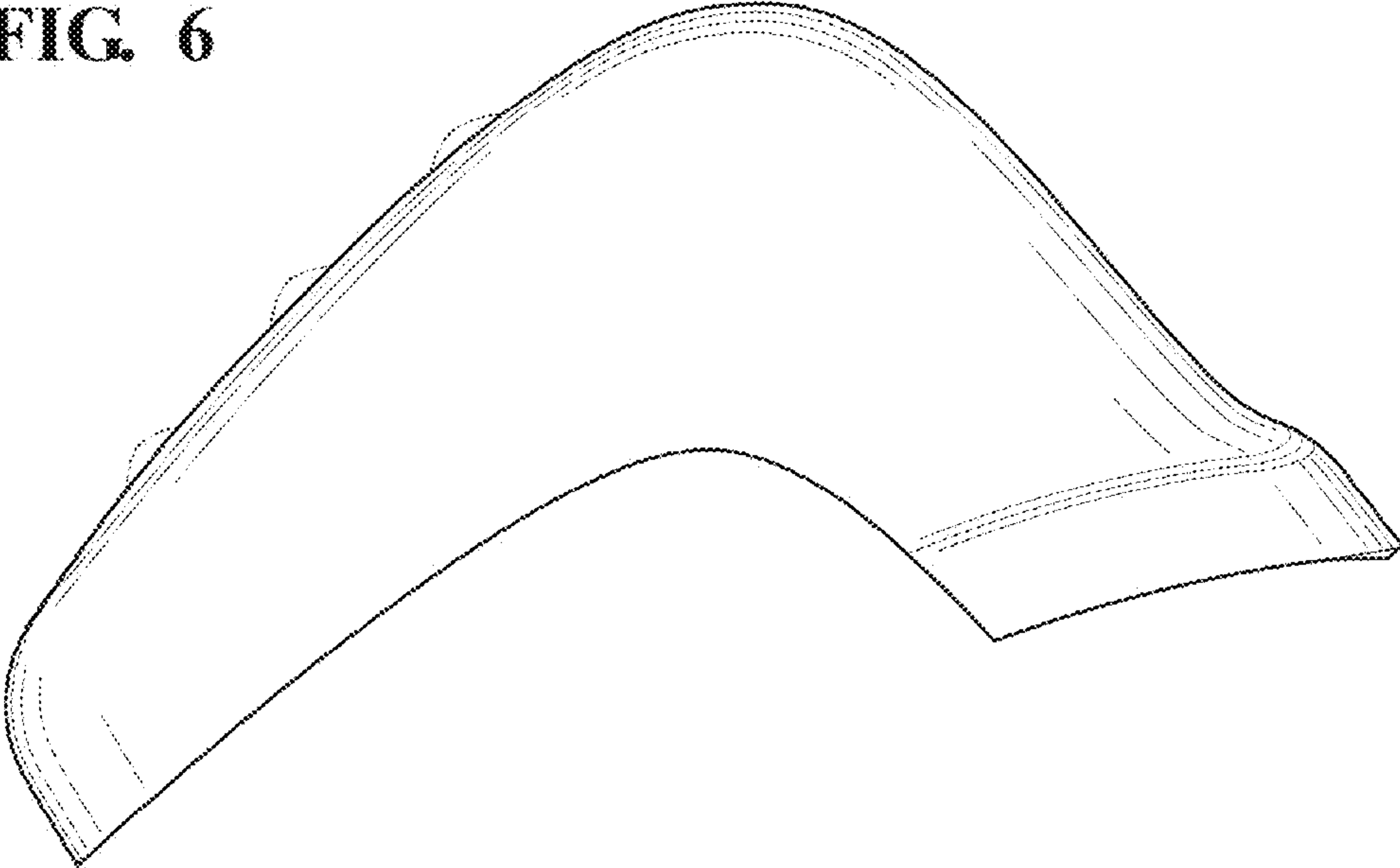


FIG. 7

