



US00D720314S

(12) **United States Design Patent**
Wang

(10) **Patent No.:** **US D720,314 S**

(45) **Date of Patent:** **** Dec. 30, 2014**

(54) **SET TOP BOX**

D21/331; D6/477, 479, 300; 273/148 B;
446/484, 175, 356; D10/15, 26

(71) Applicant: **Huawei Device Co., Ltd.**, Shenzhen
(CN)

See application file for complete search history.

(72) Inventor: **Haolin Wang**, Shenzhen (CN)

(56) **References Cited**

(73) Assignee: **Huawei Device Co., Ltd.**, Shenzhen
(CN)

U.S. PATENT DOCUMENTS

(**) Term: **14 Years**

D460,443 S *	7/2002	Brunner et al.	D14/240
D616,875 S *	6/2010	Oh et al.	D14/240
D639,255 S *	6/2011	de Salis	D14/125
D639,758 S *	6/2011	Lee et al.	D14/125
D685,752 S *	7/2013	Kimura et al.	D14/125

(21) Appl. No.: **29/447,015**

* cited by examiner

(22) Filed: **Feb. 28, 2013**

Primary Examiner — Randall Gholson

(30) **Foreign Application Priority Data**

(74) *Attorney, Agent, or Firm* — Slater & Matsil, L.L.P.

Aug. 29, 2012 (CN) 2012 3 0411526

(57) **CLAIM**

(51) **LOC (10) Cl.** **14-03**

The ornamental design for a set top box, as shown and described.

(52) **U.S. Cl.**

DESCRIPTION

USPC **D14/125**

(58) **Field of Classification Search**

USPC D14/125-134, 239, 371, 136, 374-377,
D14/440, 450, 448, 336, 342, 159; 312/7.2;
348/836, 838, 180, 184, 325, 739;
341/12; 248/917-924, 465; 345/104,
345/133, 156, 168, 87, 173; 720/605, 669,
720/600, 655; 369/99, 197; D21/329, 515,
D21/577, 622, 333, 433, 448, 452, 450,

FIG. 1 is a bottom view of a set top box showing my new design;

FIG. 2 is a right side view thereof;

FIG. 3 is a front view thereof;

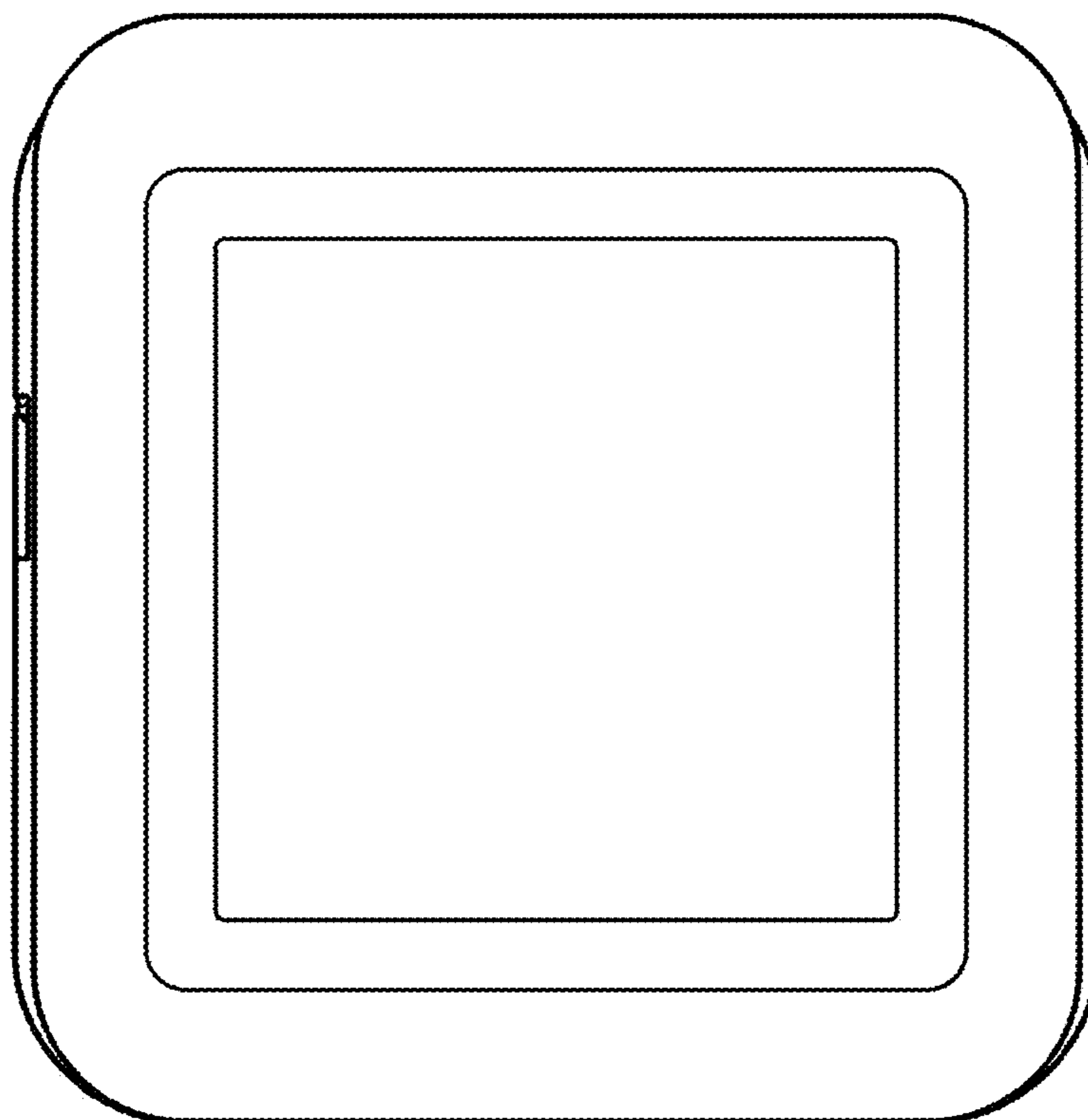
FIG. 4 is a left side view thereof;

FIG. 5 is a back view thereof;

FIG. 6 is a top view thereof; and,

FIG. 7 is a front perspective view thereof.

1 Claim, 7 Drawing Sheets



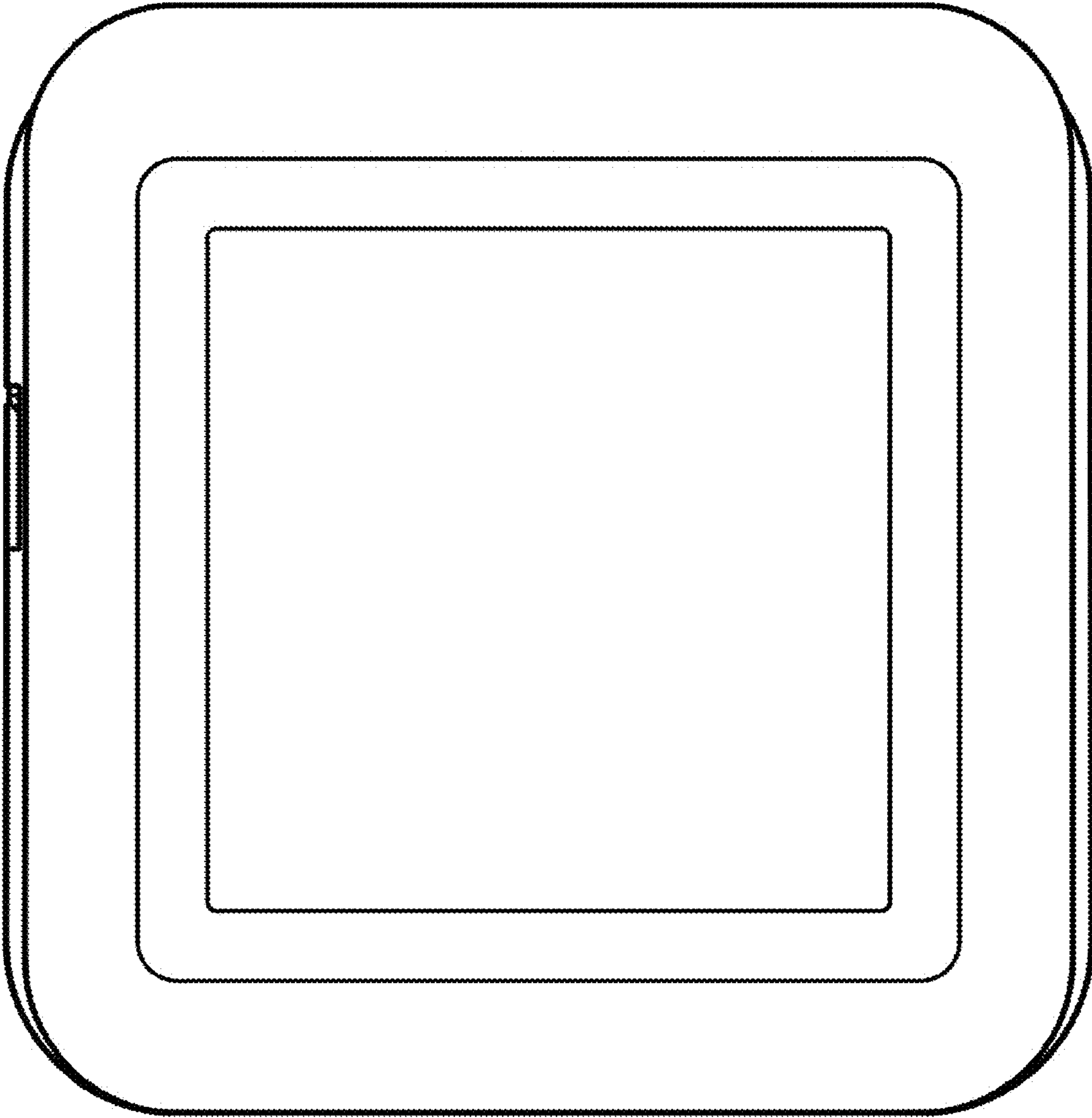


FIG.1



FIG.2



FIG.3

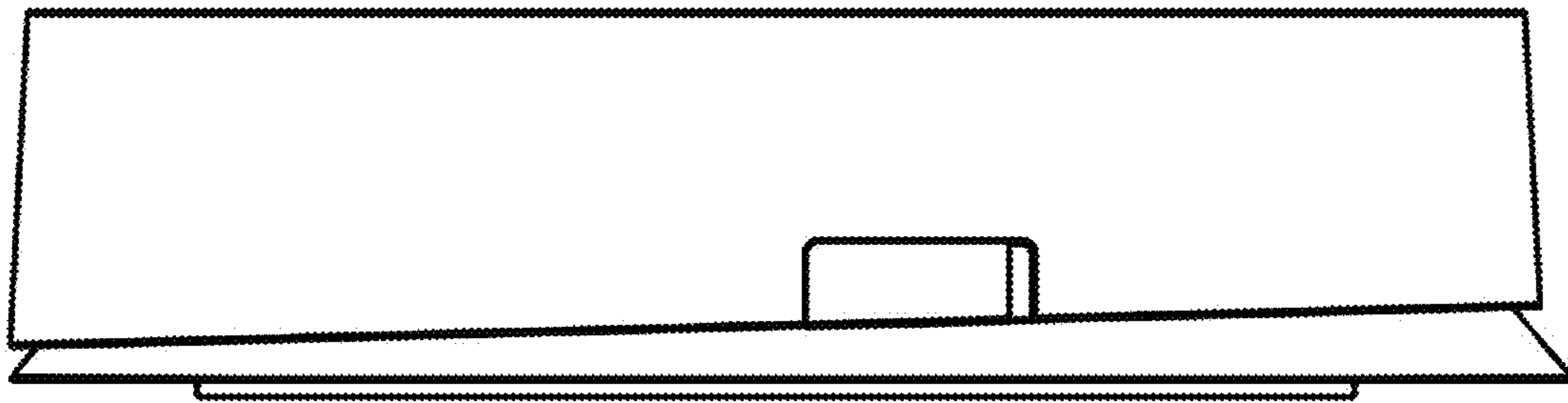


FIG.4




FIG. 5




FIG.6

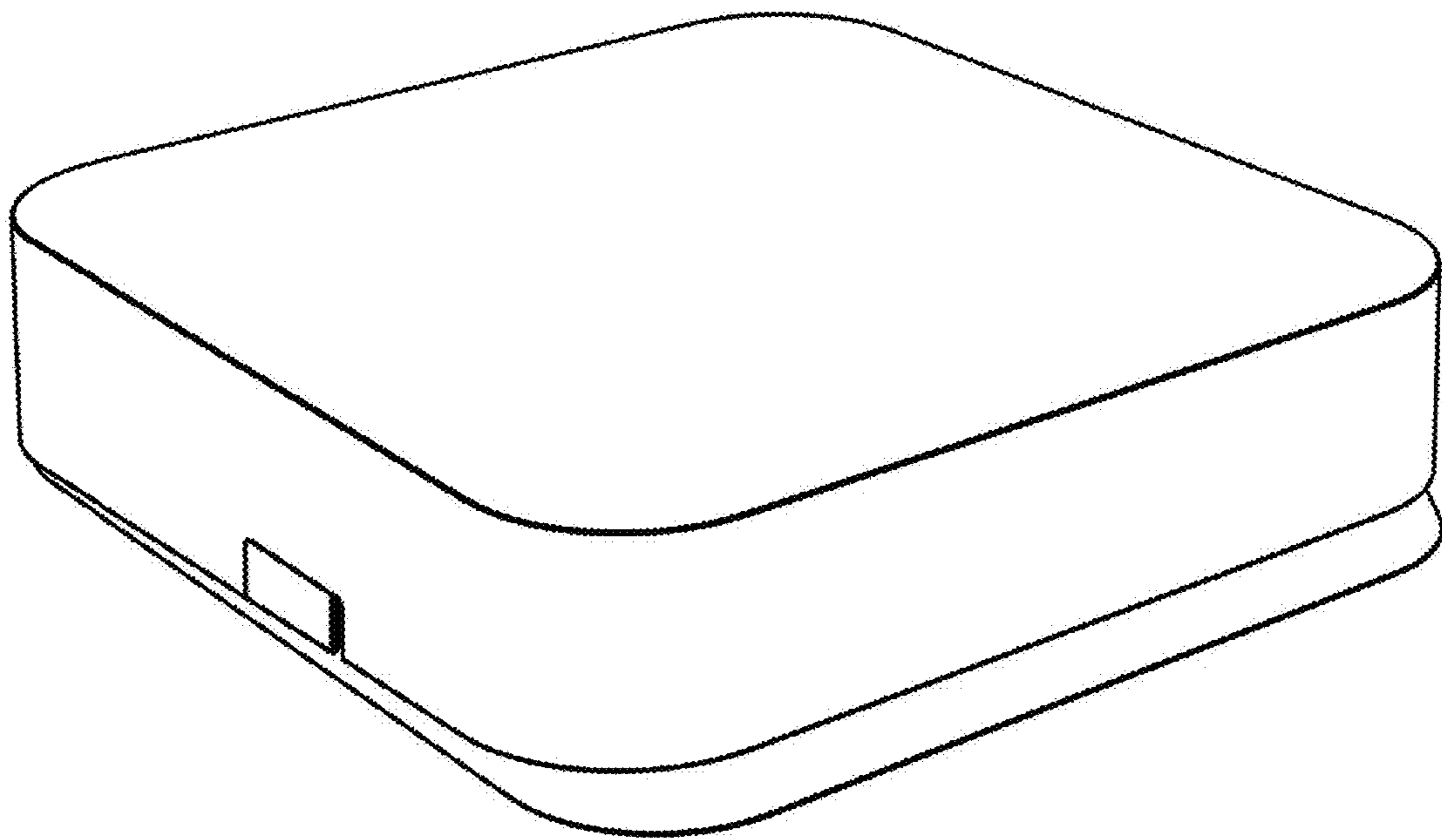


FIG.7