



US00D720295S

(12) **United States Design Patent**  
**Dodal et al.**

(10) **Patent No.:** **US D720,295 S**  
(45) **Date of Patent:** **\*\* Dec. 30, 2014**

(54) **MULTI-PORT USB DEVICE**

(71) Applicants: **Rohit Sumerchand Dodal**, Peachtree City, GA (US); **Oscar Neundorfer**, Senoia, GA (US); **Martin Chen**, Shanghai (CN); **Kevin Zhong**, Shanghai (CN)

(72) Inventors: **Rohit Sumerchand Dodal**, Peachtree City, GA (US); **Oscar Neundorfer**, Senoia, GA (US); **Martin Chen**, Shanghai (CN); **Kevin Zhong**, Shanghai (CN)

(73) Assignee: **Cooper Technologies Company**, Houston, TX (US)

(\*\*) Term: **14 Years**

(21) Appl. No.: **29/475,836**

(22) Filed: **Dec. 6, 2013**

(51) **LOC (10) Cl.** ..... **13-03**

(52) **U.S. Cl.**  
USPC ..... **D13/139.1**

(58) **Field of Classification Search**  
CPC ..... H02G 3/14; H02G 3/123; H01R 13/652; H01R 13/688; H01R 13/6658; H05K 7/20009  
USPC ..... D13/139.1, 139.3, 137.2, 137.1, 137.3, D13/138.1, 138.2, 139.7, 130, 160, 108, D13/152, 154, 156, 199; 174/53, 50, 58, 55, 174/66-68; 439/107, 108, 135, 136, 439/620.15; 307/11; 361/692, 752  
See application file for complete search history.

(56) **References Cited**

**U.S. PATENT DOCUMENTS**

D429,694 S \* 8/2000 Schlessinger et al. .... D13/154  
D432,990 S \* 10/2000 Stekelenburg ..... D13/137.3  
D535,256 S \* 1/2007 Fort et al. .... D13/139.3  
D558,676 S \* 1/2008 Fort et al. .... D13/139.3  
D568,817 S \* 5/2008 Yu ..... D13/139.7

D573,952 S \* 7/2008 Schwartz ..... D13/139.1  
D617,275 S \* 6/2010 Fahrendorff et al. .... D13/138.1  
8,344,250 B2 \* 1/2013 Padro ..... 174/53  
D679,256 S \* 4/2013 Ericksen et al. .... D13/156  
D680,953 S \* 4/2013 Kuo ..... D13/137.2  
D693,305 S \* 11/2013 Kuo et al. .... D13/137.2  
D694,706 S \* 12/2013 Kuo ..... D13/108  
D695,693 S \* 12/2013 Lee et al. .... D13/152  
D702,640 S \* 4/2014 Restrepo et al. .... D13/139.1  
D703,139 S \* 4/2014 Dodal et al. .... D13/139.1  
8,696,368 B2 \* 4/2014 Quezada ..... 439/108  
D705,170 S \* 5/2014 Diehl et al. .... D13/137.1  
8,758,031 B2 \* 6/2014 Cheng et al. .... 439/107

\* cited by examiner

*Primary Examiner* — Ian Simmons

*Assistant Examiner* — Rhea Shields

(74) *Attorney, Agent, or Firm* — King & Spalding LLP

(57) **CLAIM**

The ornamental design for a multi-port USB device, as shown and described.

**DESCRIPTION**

FIG. 1 is a front side perspective view of a first embodiment of a multi-port USB device, showing my new design.

FIG. 2 is a front elevation view thereof;

FIG. 3 is a back elevation view thereof;

FIG. 4 is a right-side elevation view thereof;

FIG. 5 is a left-side elevation view thereof;

FIG. 6 is a top plan view thereof;

FIG. 7 is a bottom plan view thereof;

FIG. 8 is a front side perspective view of a second embodiment of a multi-port USB device, showing my new design.

FIG. 9 is a front elevation view thereof;

FIG. 10 is a back elevation view thereof;

FIG. 11 is a right-side elevation view thereof;

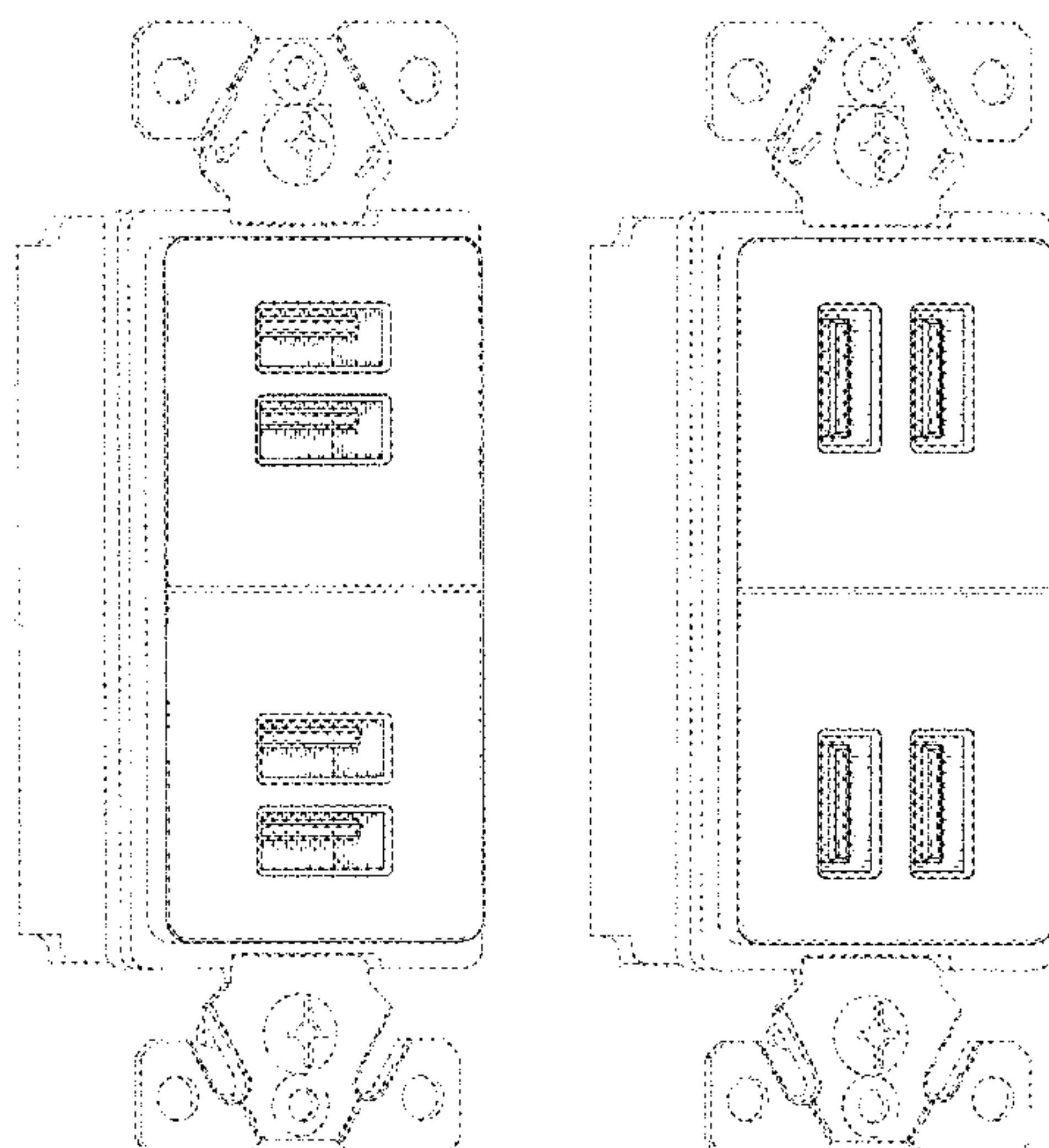
FIG. 12 is a left-side elevation view thereof;

FIG. 13 is a top plan view thereof; and,

FIG. 14 is a bottom plan view thereof.

The broken lines shown represent unclaimed subject matter and form no part of the claimed design.

**1 Claim, 8 Drawing Sheets**



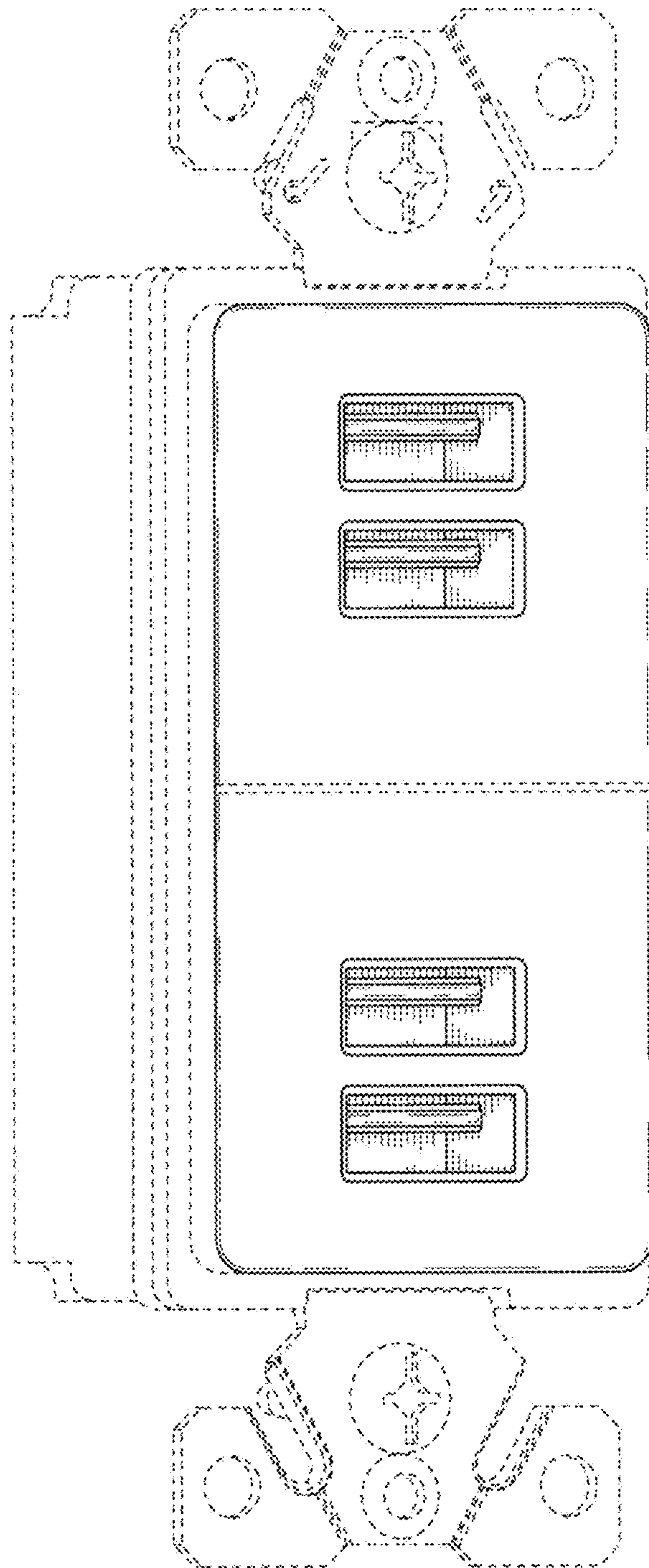


FIG. 1

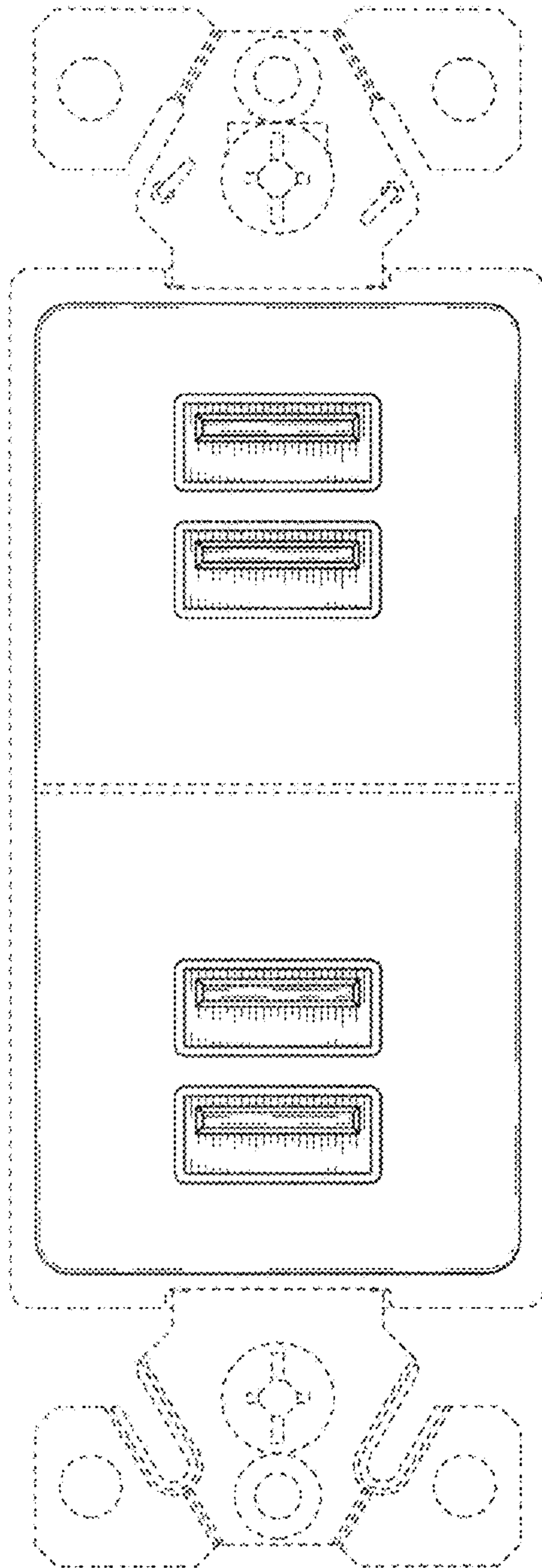


FIG. 2

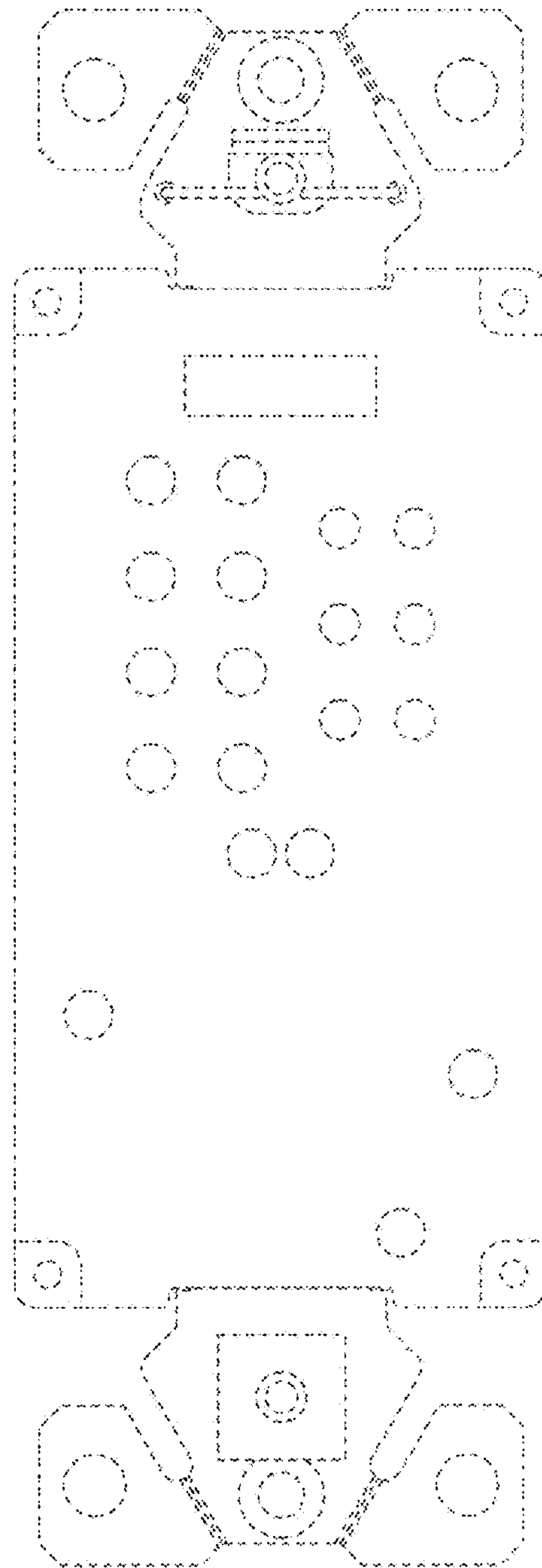


FIG. 3






FIG. 4


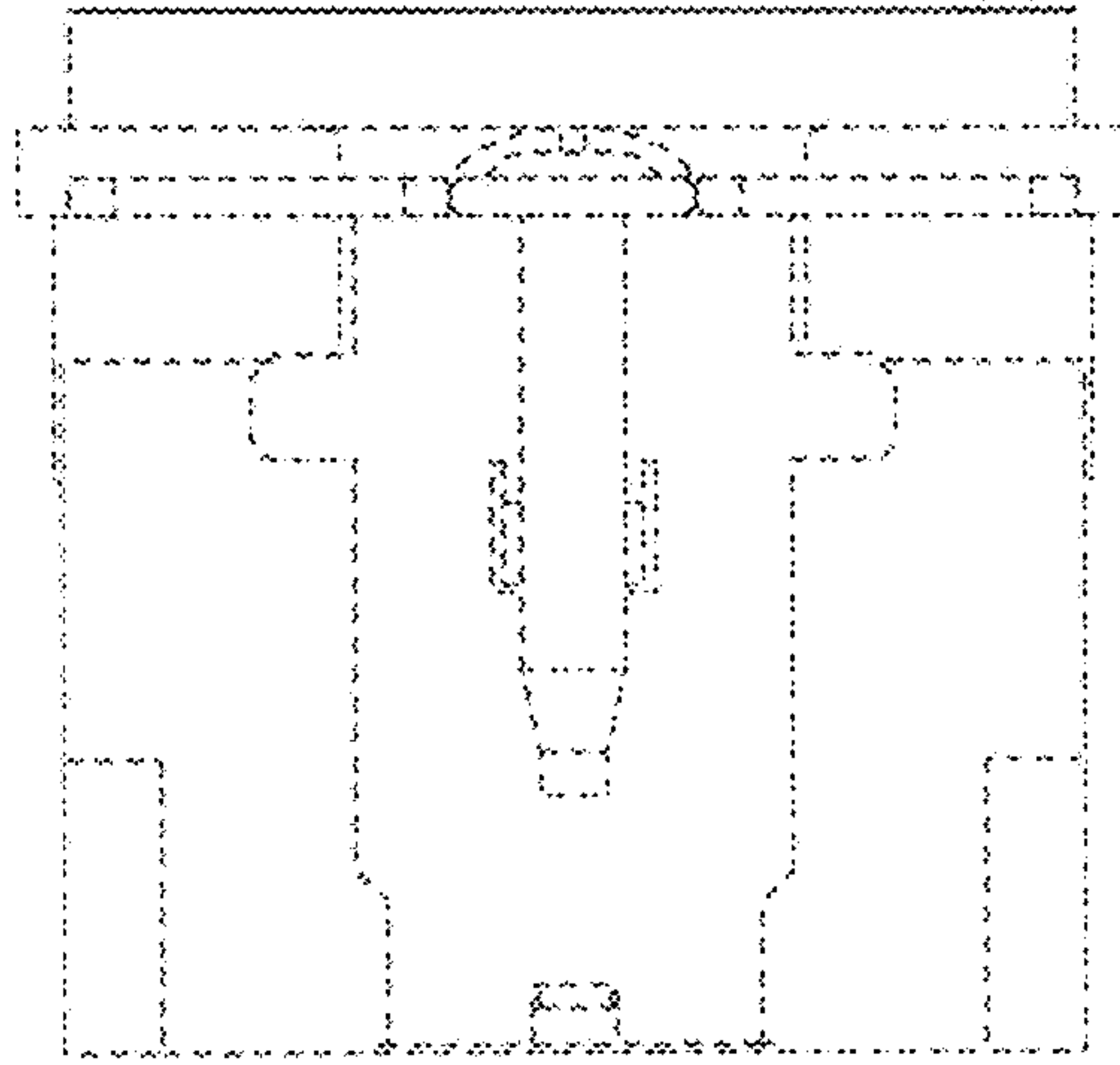
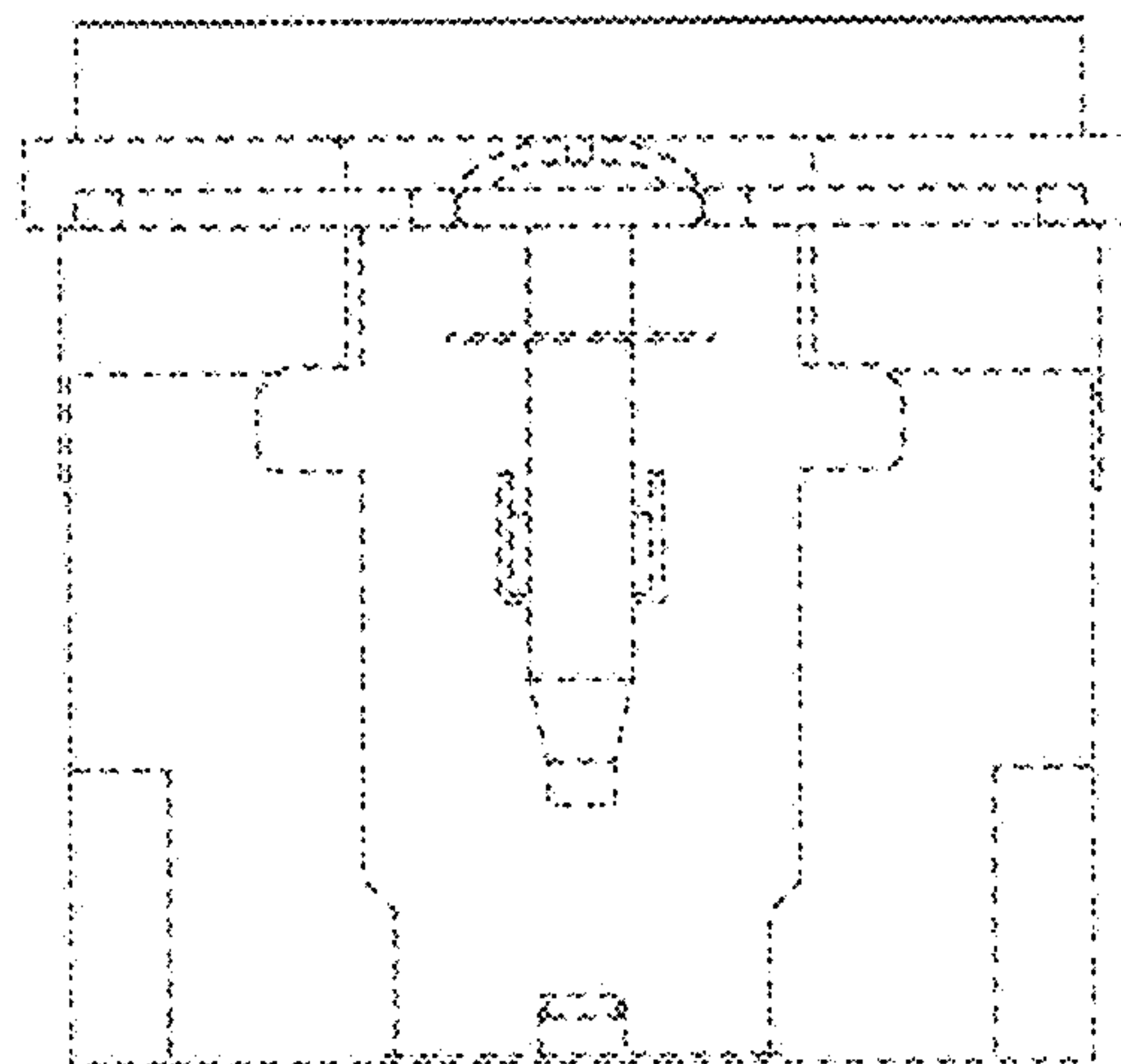


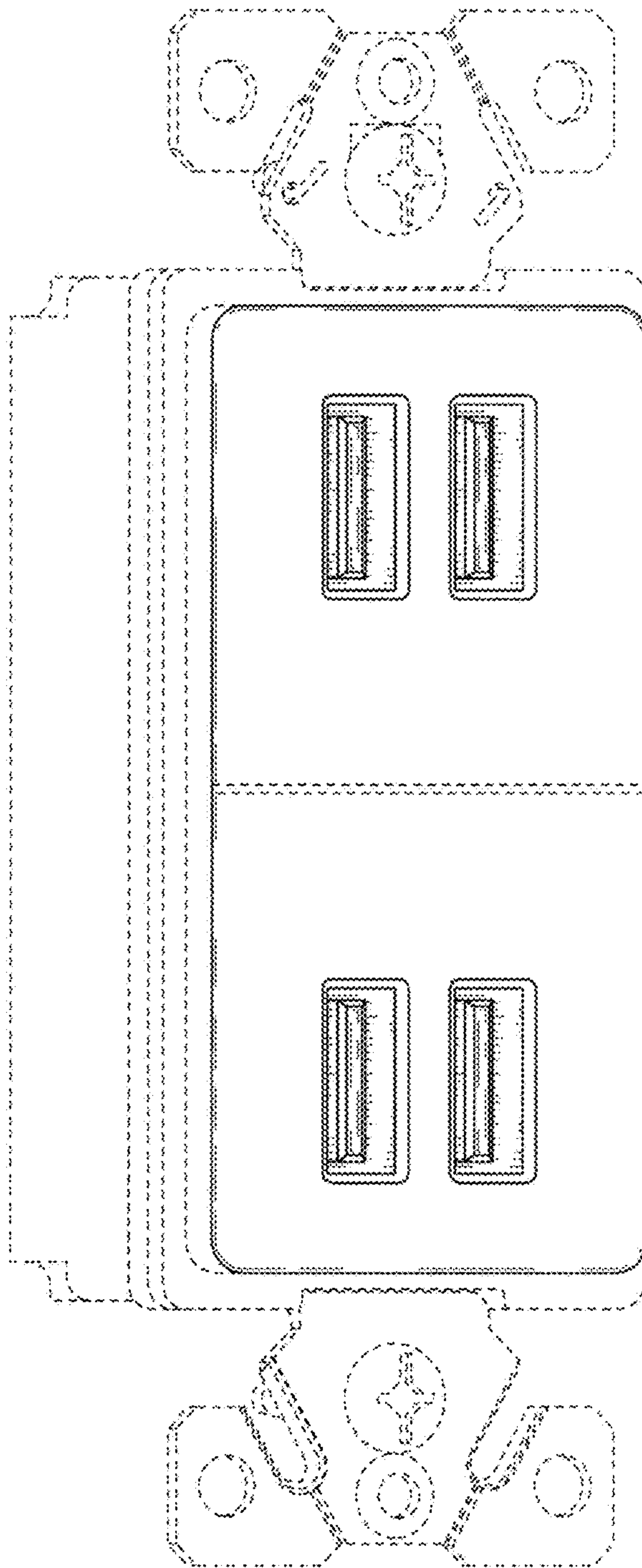
FIG. 5



**FIG. 6**



**FIG. 7**



**FIG. 8**

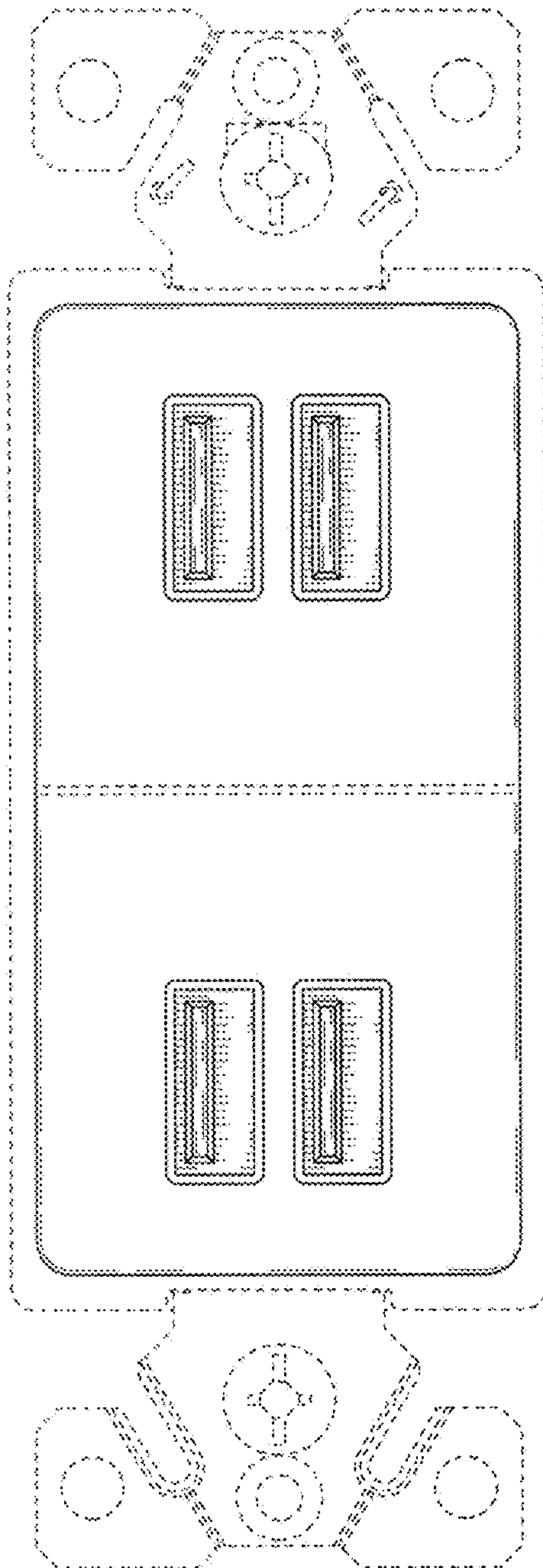


FIG. 9

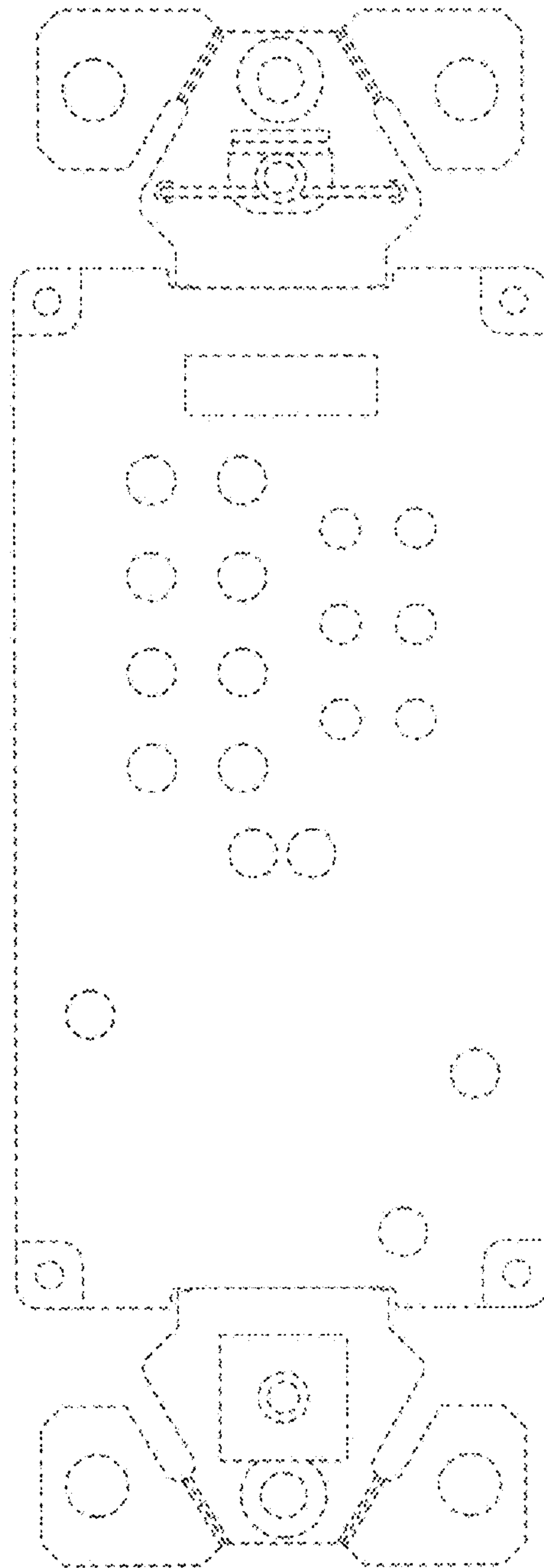


FIG. 10




FIG. 11


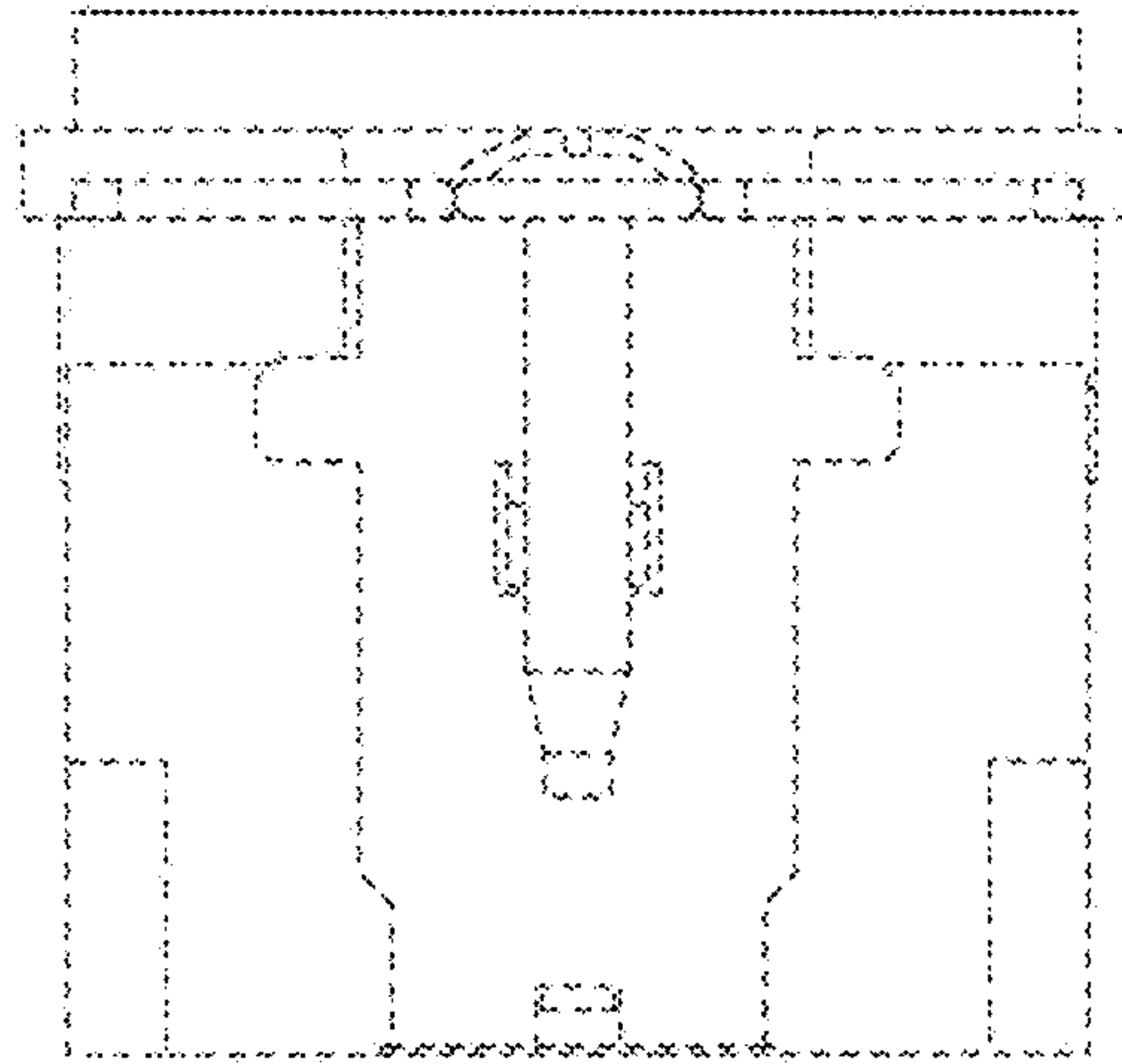
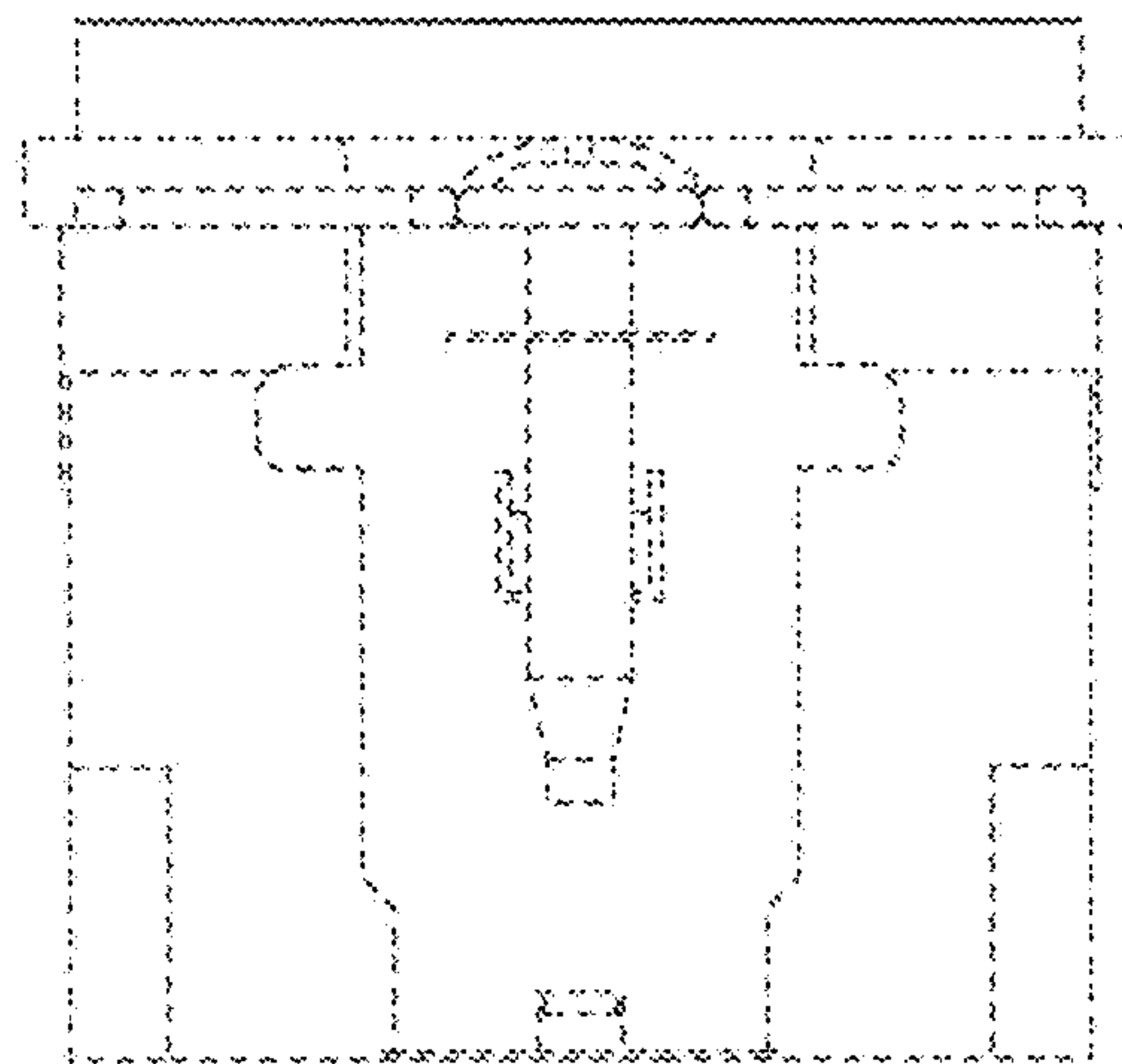


FIG. 12





**FIG. 13**



**FIG. 14**