



US00D720286S

(12) **United States Design Patent**
Pisharodi

(10) **Patent No.:** **US D720,286 S**

(45) **Date of Patent:** **** Dec. 30, 2014**

(54) **CHARGE INTERRUPTING DEVICE**

(71) Applicant: **Perumala Corporation**, Brownsville,
TX (US)

(72) Inventor: **Madhavan Pisharodi**, Brownsville, TX
(US)

(73) Assignee: **Perumala Corporation**, Brownsville,
TX (US)

(**) Term: **14 Years**

(21) Appl. No.: **29/439,016**

(22) Filed: **Dec. 5, 2012**

5,179,335 A	1/1993	Nor	
5,283,511 A	2/1994	Keener	
5,497,067 A	3/1996	Shaw	
5,554,920 A	9/1996	Kokuga	
5,592,070 A	1/1997	Mino	
5,627,882 A	5/1997	Chien	
5,637,979 A	6/1997	Tamai	
5,936,385 A	8/1999	Patillon	
6,043,631 A	3/2000	Tsenter	
6,326,767 B1	12/2001	Small	
6,614,206 B1 *	9/2003	Wong et al.	320/136
6,617,827 B2	9/2003	Knish	
6,909,259 B2	6/2005	Chung	
6,956,353 B1	10/2005	Klitzner	
6,975,095 B2	12/2005	Ooi	
7,111,179 B1	9/2006	Girson	
D602,430 S *	10/2009	Green et al.	D13/110

(Continued)

Related U.S. Application Data

(63) Continuation of application No. 13/590,896, filed on
Aug. 21, 2012, now Pat. No. 8,598,850, which is a
continuation-in-part of application No. 13/199,429,
filed on Aug. 30, 2011.

(51) **LOC (10) Cl.** **13-02**

(52) **U.S. Cl.**
USPC **D13/108**

(58) **Field of Classification Search**
USPC D13/107-110, 118-119, 184, 199;
D14/251, 253, 432, 434; 320/107-115,
320/130-136, 148-155
See application file for complete search history.

(56) **References Cited**

U.S. PATENT DOCUMENTS

3,855,516 A	12/1974	Fairchild
4,289,836 A	9/1981	Lemelson
4,302,714 A	11/1981	Yefsky
4,668,902 A	5/1987	Zeller, Jr.
4,829,226 A	5/1989	Nakamura
5,075,614 A	12/1991	Whiting

OTHER PUBLICATIONS

“Enviropug—Mobile Phone Energy Saving Adapter,” Nov. 15,
2010; [http://www.envirogadget.com/office-eco-gadgets/enviropug-
mobile-phone-energy-saving-adapter/](http://www.envirogadget.com/office-eco-gadgets/enviropug-mobile-phone-energy-saving-adapter/).

(Continued)

Primary Examiner — Rosemary K Tarcza

(74) *Attorney, Agent, or Firm* — D’Ambrosio & Menon,
PLLC; Usha Menon

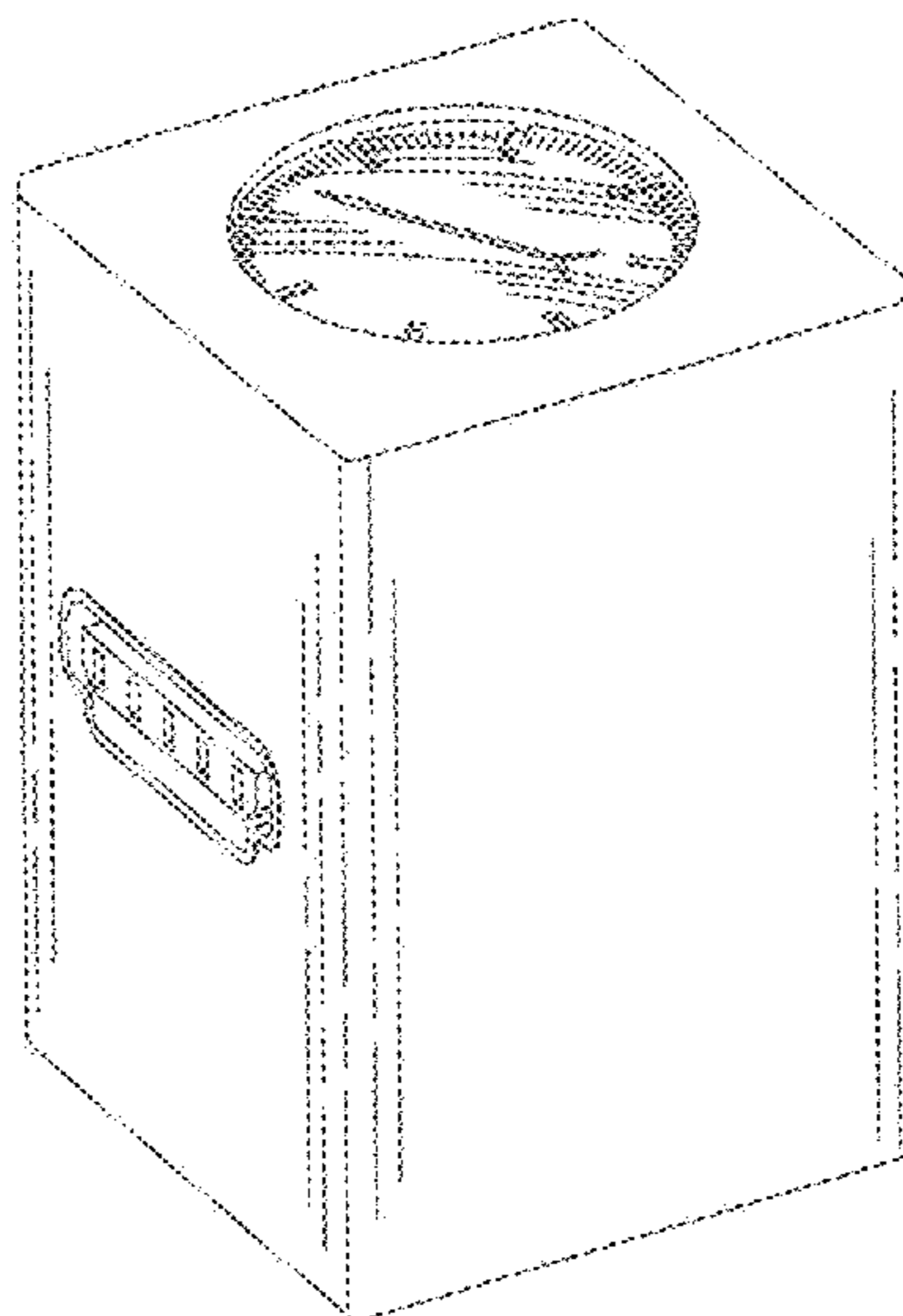
(57) **CLAIM**

The ornamental design for a charge interrupting device, as
shown and described.

DESCRIPTION

FIG. 1 is a corner perspective view of a charge interrupting
device showing our new design;
FIG. 2 is a rear elevational view of a charge interrupting
device; and,
FIG. 3 is a top plan view of a charge interrupting device.

1 Claim, 3 Drawing Sheets



(56)

References Cited

U.S. PATENT DOCUMENTS

D611,415 S * 3/2010 Andre et al. D13/138.1
 D623,136 S * 9/2010 Andre et al. D13/138.1
 D627,728 S * 11/2010 Smith et al. D13/138.1
 D627,729 S * 11/2010 Smith et al. D13/138.1
 RE42,385 E * 5/2011 Wong et al. 320/136
 D642,524 S * 8/2011 Fitch et al. D13/110
 D648,270 S * 11/2011 Jiang D13/103
 D651,169 S * 12/2011 Zhuan D13/108
 D653,209 S * 1/2012 Lee D13/110
 D653,614 S * 2/2012 Au D13/108
 D653,615 S * 2/2012 Au D13/108
 D655,243 S * 3/2012 Au D13/108
 8,188,713 B2 * 5/2012 Lee 320/111
 D663,267 S * 7/2012 Kim et al. D13/110
 D673,909 S * 1/2013 Zaslavsky et al. D13/110
 D680,070 S * 4/2013 Zaslavsky D13/110
 D680,492 S * 4/2013 Smith et al. D13/110
 D683,314 S * 5/2013 Andre et al. D13/138.1
 D685,736 S * 7/2013 Inskeep D13/110
 D692,379 S * 10/2013 Bae et al. D13/110
 D692,825 S * 11/2013 Izen et al. D13/108
 D693,299 S * 11/2013 Zaslavsky et al. D13/110
 D693,764 S * 11/2013 Hok Man D13/108
 8,598,850 B2 * 12/2013 Pisharodi 320/148
 2004/0066171 A1 4/2004 Mori
 2005/0085180 A1 4/2005 Ballay et al.
 2005/0266301 A1 12/2005 Smith et al.
 2006/0209637 A1 9/2006 May et al.
 2006/0267549 A1 11/2006 Kung

2007/0070822 A1 3/2007 Booty, Jr.
 2007/0300180 A1 12/2007 Hama et al.
 2008/0185990 A1 8/2008 Hsu
 2008/0290839 A1 11/2008 Hayashi
 2008/0296975 A1 12/2008 Shakespeare et al.
 2009/0045774 A1 * 2/2009 Rayl et al. 320/114
 2009/0158188 A1 6/2009 Bray et al.
 2009/0179615 A1 7/2009 Amron
 2009/0230925 A1 * 9/2009 Nathan 320/155
 2010/0148729 A1 6/2010 Johnson et al.
 2010/0188043 A1 7/2010 Kelty
 2010/0213892 A1 * 8/2010 DeSanctis 320/107
 2010/0289456 A1 11/2010 Veselic et al.
 2011/0227535 A1 9/2011 Caskey et al.
 2011/0279080 A1 11/2011 Fischer et al.
 2013/0049700 A1 * 2/2013 Pisharodi 320/148

OTHER PUBLICATIONS

“Eco Charger with Apple Compatible Adapter for Cell Phone by Volt Star;” Sep. 27, 2010; <http://www.envirogadget.com/energy-saving/eco-charger-with-apple-compatible-adapter-for-cell-phone-by-volt-star/>.
 Search report and Written Opinion dated Nov. 15, 2012 for co-pending PCT patent app. No. PCT/US2012/052797.
 USPTO Notice of Allowance dated Oct. 28, 2013 for co-pending related U.S. Appl. No. 13/590,896.
 USPTO Office Action dated Jul. 15, 2013 for co-pending related U.S. Appl. No. 13/590,896.

* cited by examiner

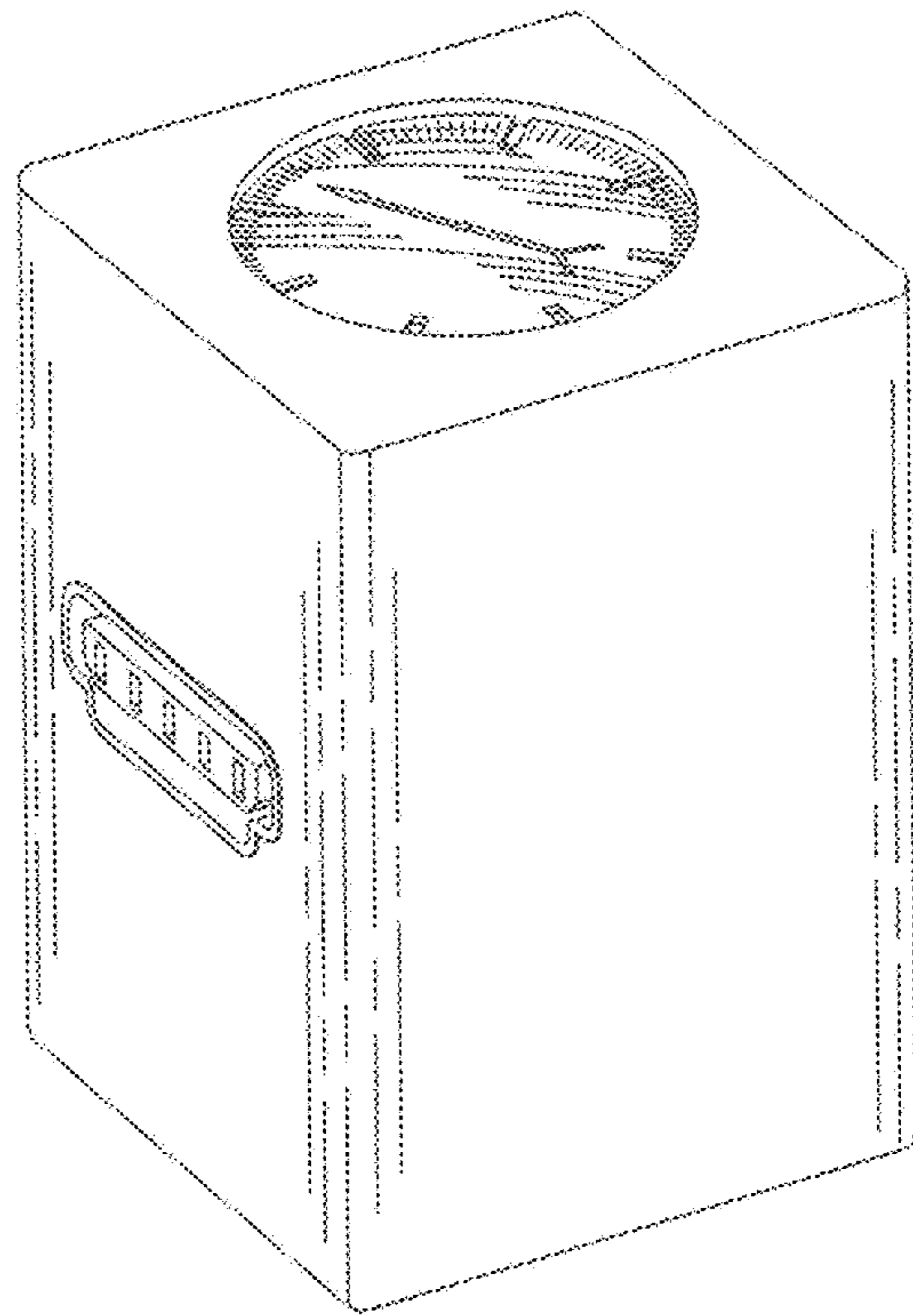


FIGURE 1

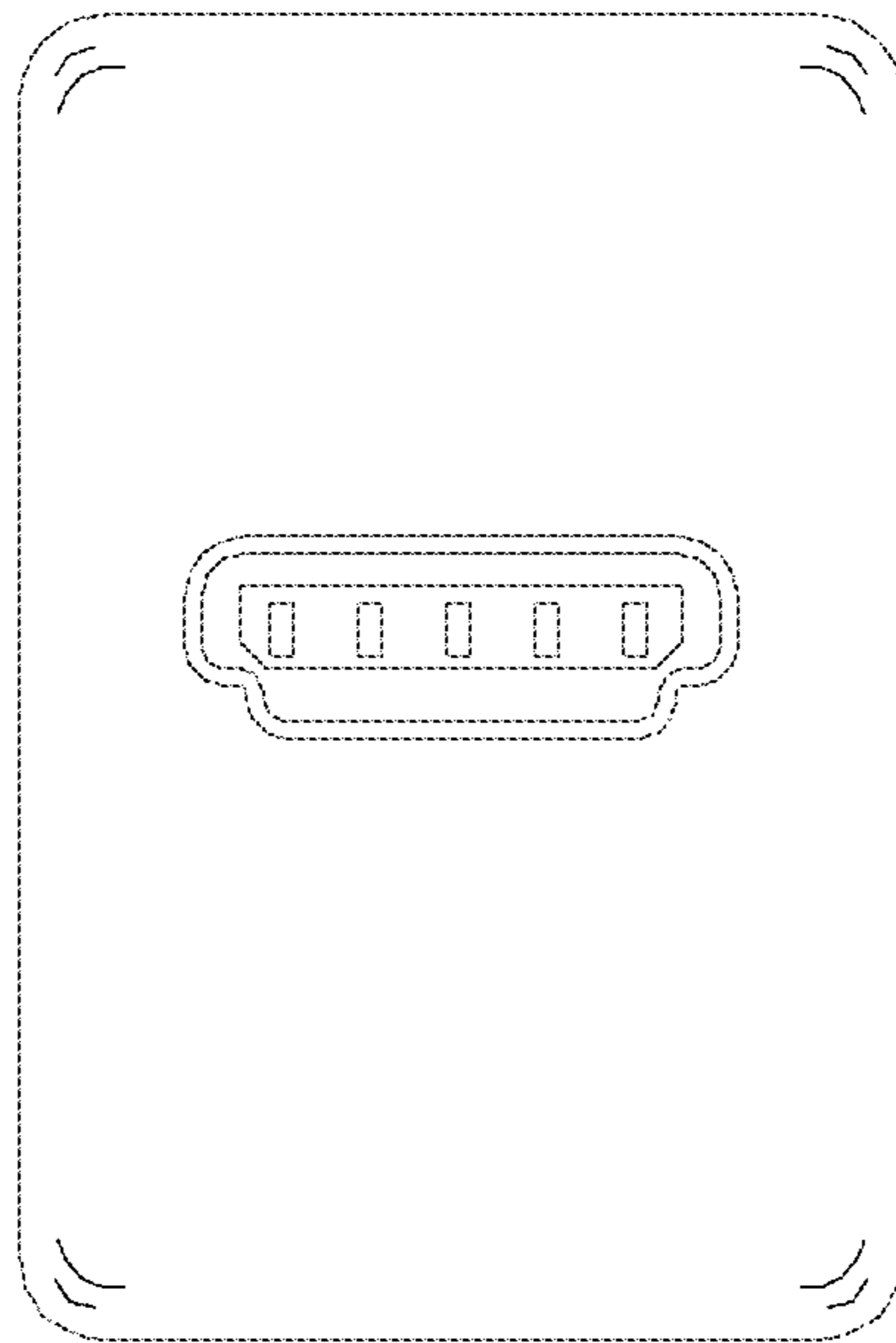


FIGURE 2

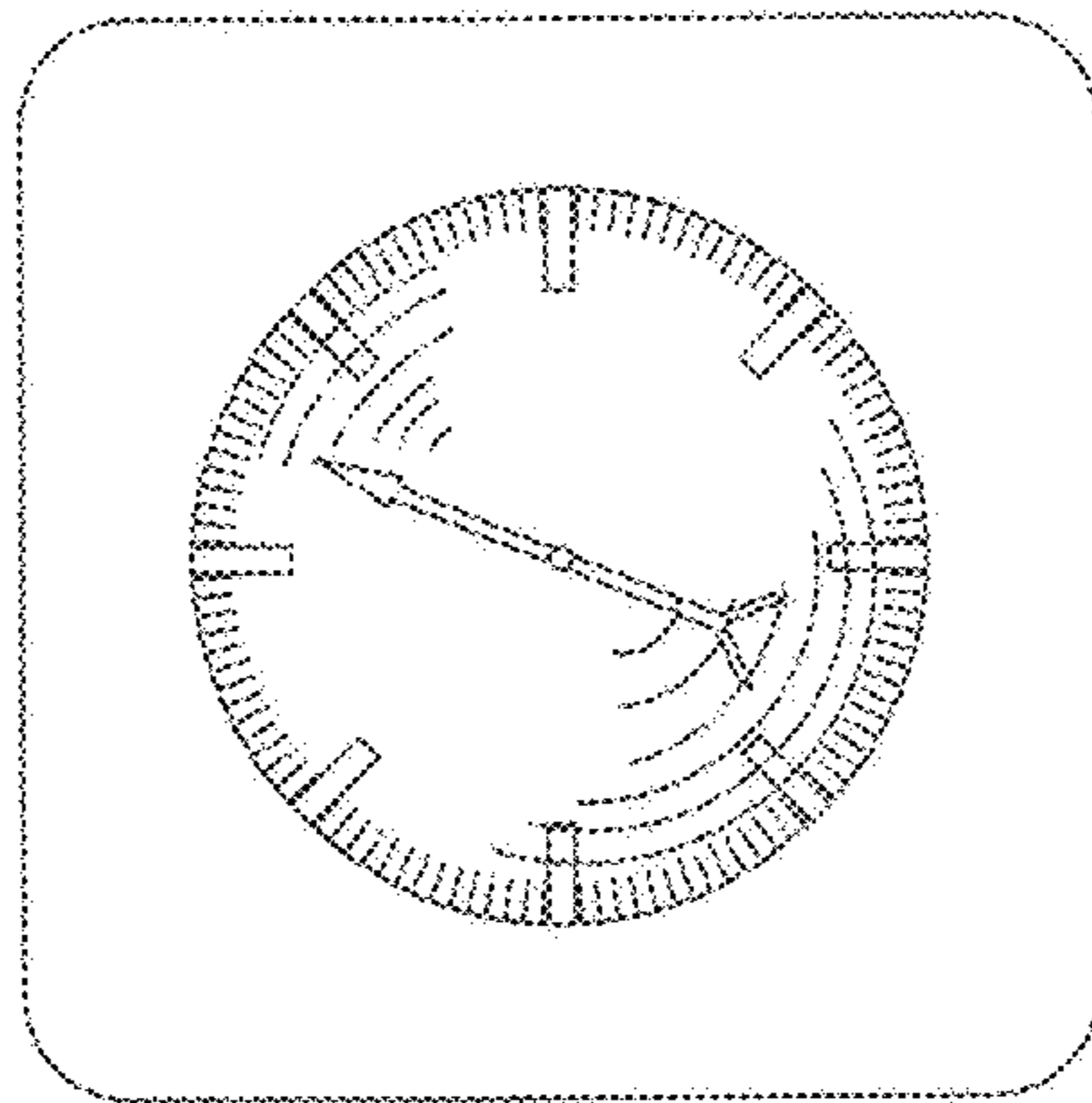


FIGURE 3