



US00D720283S

(12) **United States Design Patent**
Marks

(10) **Patent No.:** **US D720,283 S**

(45) **Date of Patent:** **** Dec. 30, 2014**

(54) **TIRE**

(71) Applicant: **Ralf Bohle GmbH**, Reichshof (DE)

(72) Inventor: **René Marks**, Overath (DE)

(73) Assignee: **Ralf Bohle GmbH**, Reichshof (DE)

(**) Term: **14 Years**

(21) Appl. No.: **29/472,709**

(22) Filed: **Nov. 15, 2013**

(30) **Foreign Application Priority Data**

Jun. 14, 2013 (EM) 001374615-0002

(51) **LOC (10) Cl.** **12-15**

(52) **U.S. Cl.**
USPC **D12/534**

(58) **Field of Classification Search**
USPC D12/533-535; 152/209.1-209.9
See application file for complete search history.

(56) **References Cited**

U.S. PATENT DOCUMENTS

D102,275 S * 12/1936 Hubener D12/536
D685,723 S * 7/2013 Shin et al. D12/545

* cited by examiner

Primary Examiner — George D Kirschbaum

(74) *Attorney, Agent, or Firm* — Crowell & Moring LLP

(57) **CLAIM**

The ornamental design for a tire, as shown and described.

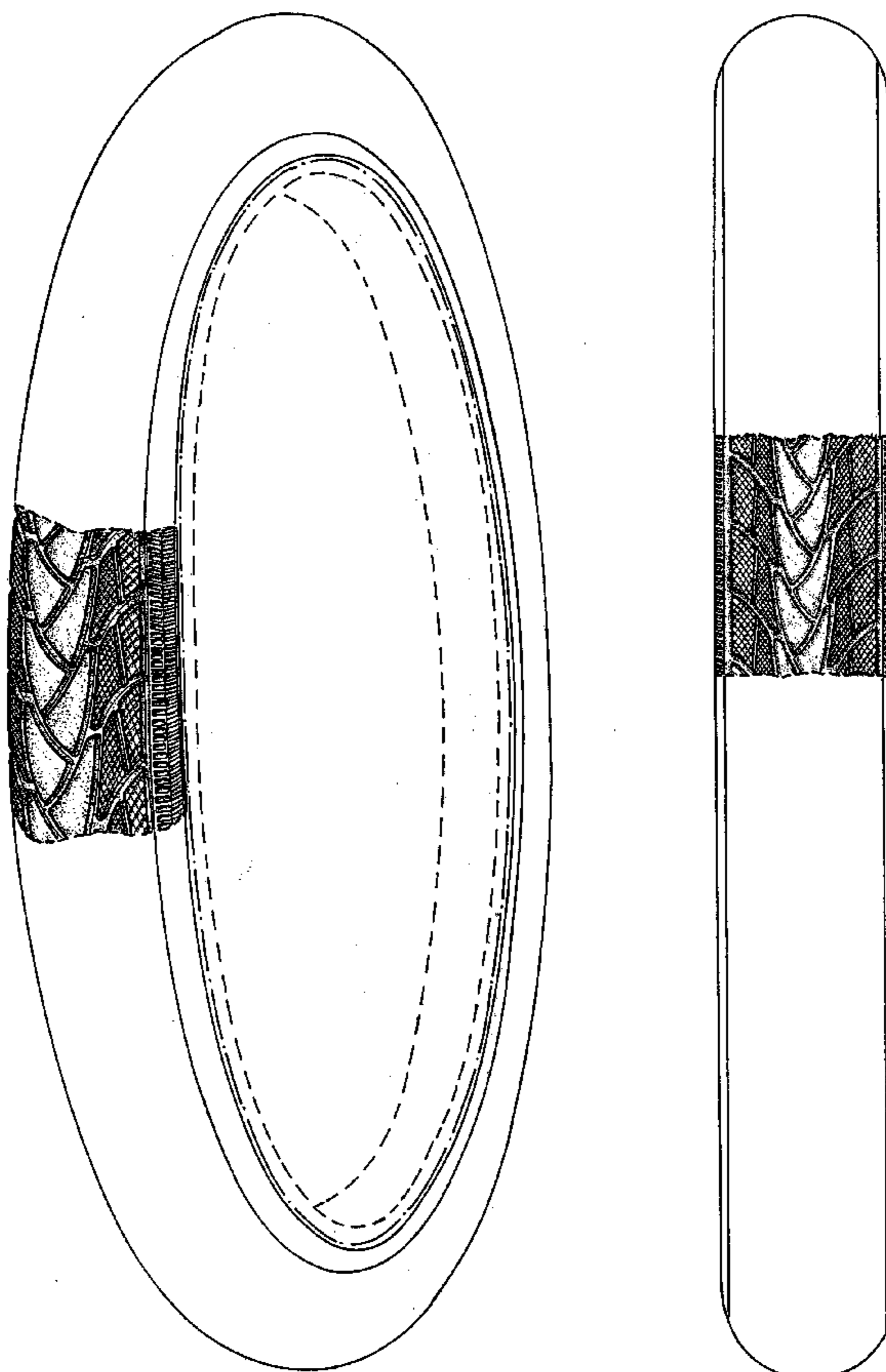
DESCRIPTION

FIG. 1 is a perspective view of a tire according to the design;
FIG. 2 is a front view thereof;
FIG. 3 is a side view thereof; and,
FIG. 4 is an enlarged front view thereof.

In the drawings, the broken lines defining the sidewall, inner bead depict environmental subject matter that forms no part of the claimed design. The dash-dot-dash pattern defines the peripheral boundary between the claimed tire tread and the unclaimed sidewall

It is understood that the claimed tire tread pattern is intended to be applied to the entire surface of the tire, as indicated schematically in solid lines in the drawings.

1 Claim, 4 Drawing Sheets



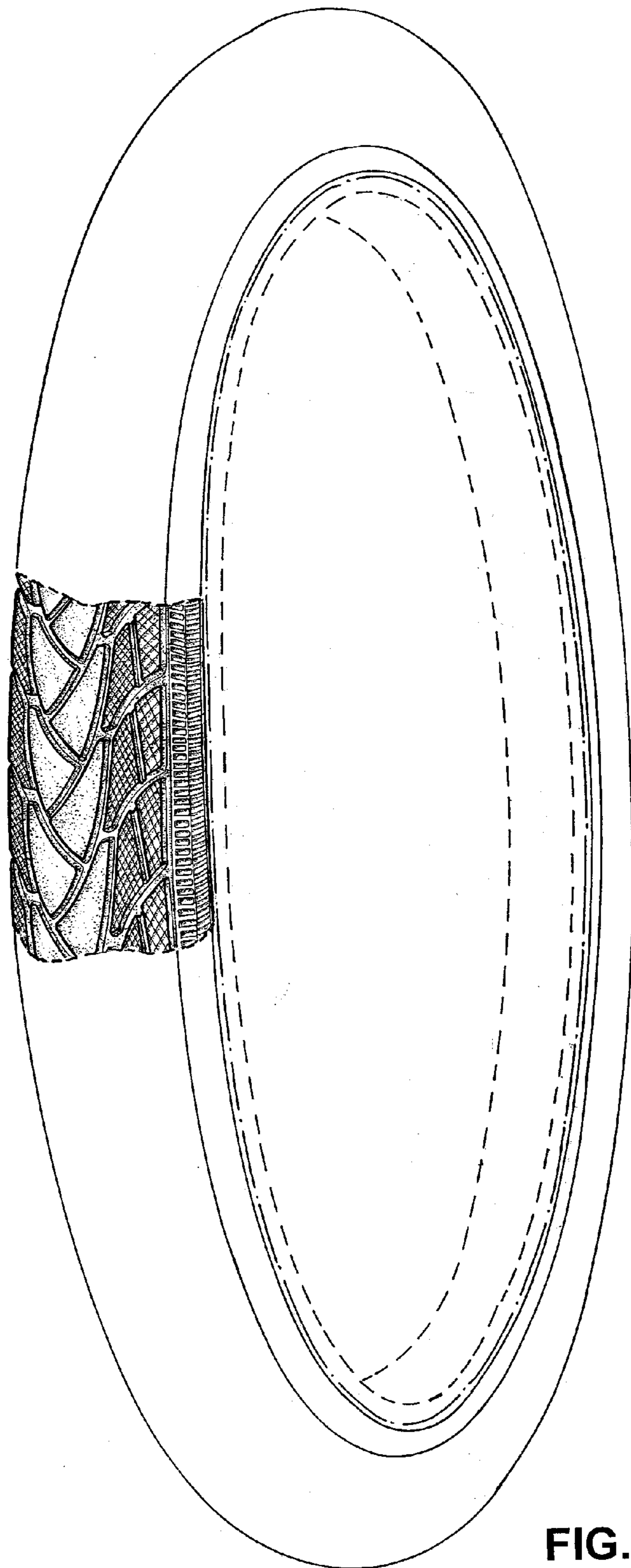


FIG. 1




FIG. 2

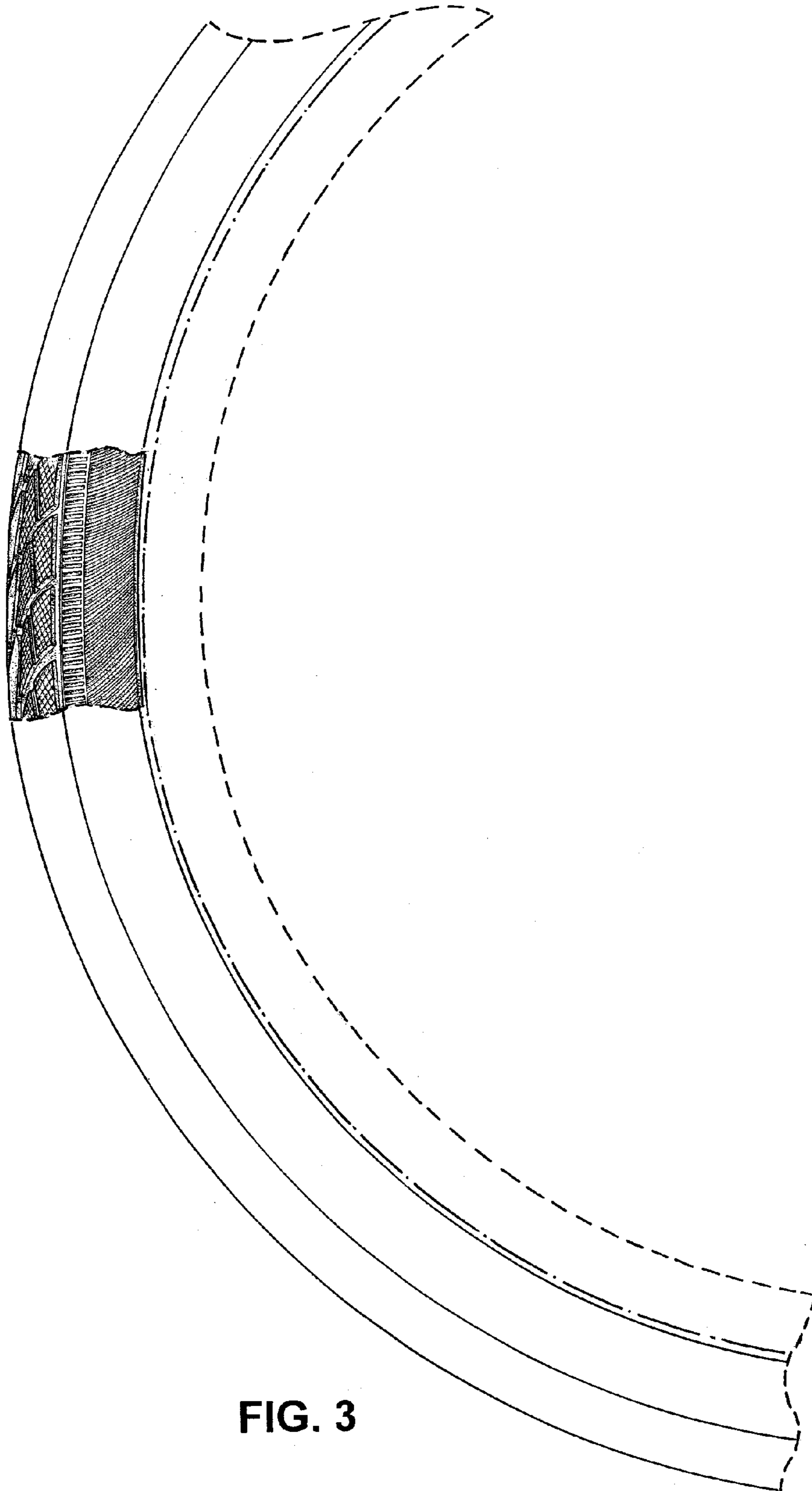


FIG. 3




FIG. 4