



US00D720279S

(12) **United States Design Patent**
van der Harst

(10) **Patent No.:** **US D720,279 S**

(45) **Date of Patent:** **** Dec. 30, 2014**

(54) **CONSTRUCTION VESSEL**

D465,189 S * 11/2002 Brooks et al. D12/300
D536,657 S * 2/2007 Rohden et al. D12/300
D580,844 S * 11/2008 Rohden et al. D12/300

(75) **Inventor:** **Cornelis Jacobus van der Harst,**
Driebergen-Rijsenburg (NL)

* cited by examiner

(73) **Assignee:** **IHC Holland IE B.V.,** Sliedrecht (NL)

Primary Examiner — Cynthia M Chin

(**) **Term:** **14 Years**

(74) *Attorney, Agent, or Firm* — Jordan IP Law, LLC; Todd A. Vaughn

(21) **Appl. No.:** **29/404,274**

(22) **Filed:** **Oct. 18, 2011**

(51) **LOC (10) Cl.** **12-06**

(52) **U.S. Cl.**
USPC **D12/315**

(58) **Field of Classification Search**
USPC D12/300, 301, 304, 315, 317, 318;
D21/542, 543; 114/61.1, 61.31, 61.14,
114/72, 73, 258–262
See application file for complete search history.

(57) **CLAIM**

The ornamental design for a construction vessel, as shown and described.

DESCRIPTION

FIG. 1 illustrates a perspective view of a construction vessel. FIG. 2 illustrates a side elevation view of the construction vessel of FIG. 1. FIG. 3 illustrates an opposite side elevation view of the construction vessel of FIG. 1. FIG. 4 illustrates a bottom plan view of the construction vessel of FIG. 1. FIG. 5 illustrates a top plan view of the construction vessel of FIG. 1. FIG. 6 illustrates a front elevation view of the construction vessel of FIG. 1; and, FIG. 7 illustrates a rear elevation view of the construction vessel of FIG. 1. The broken lines represent portions of the article that form no part of the claim.

(56) **References Cited**

U.S. PATENT DOCUMENTS

3,162,168 A * 12/1964 Ferris et al. 114/72
3,440,990 A * 4/1969 Constantin et al. 114/72
3,447,502 A * 6/1969 Reuven 114/61.14
D221,406 S * 8/1971 Kimon et al. D12/315
4,046,092 A * 9/1977 Tornqvist 114/61.31
D342,715 S * 12/1993 Garrett D12/300
5,787,828 A * 8/1998 Barbier et al. 114/61.1
D404,003 S * 1/1999 Barbier et al. D12/310
D414,457 S * 9/1999 Barbier et al. D12/304

1 Claim, 6 Drawing Sheets

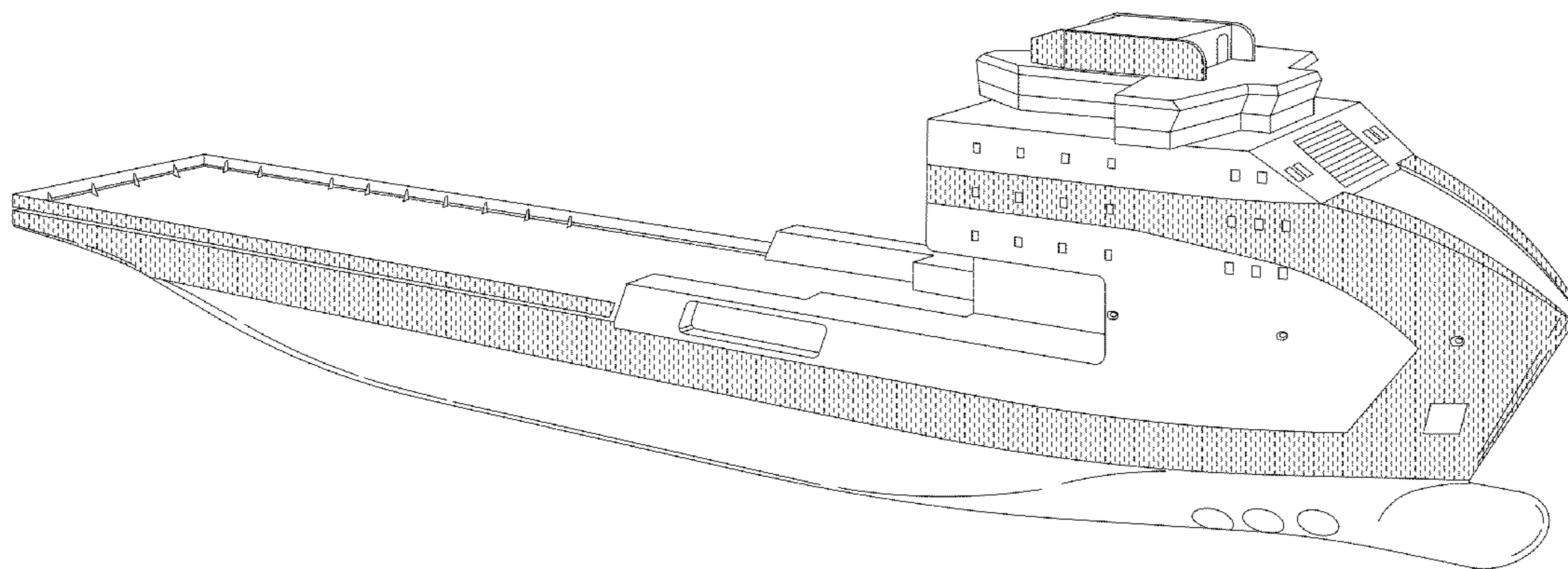


FIG. 1

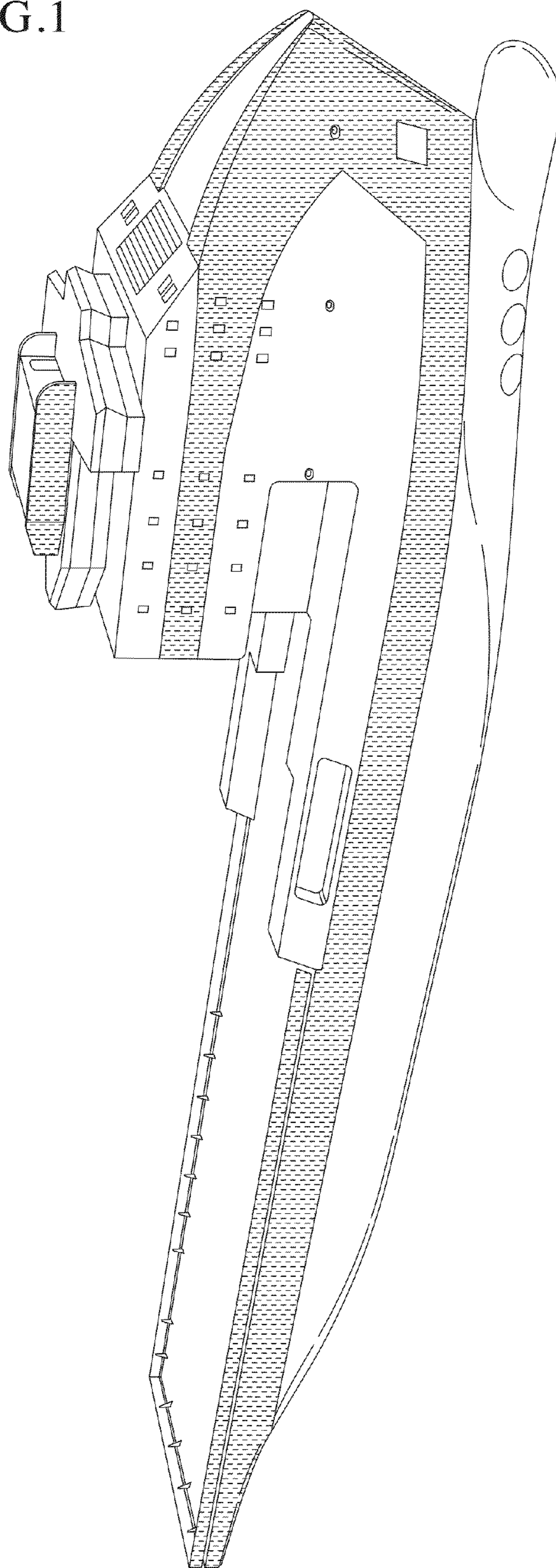


FIG. 2

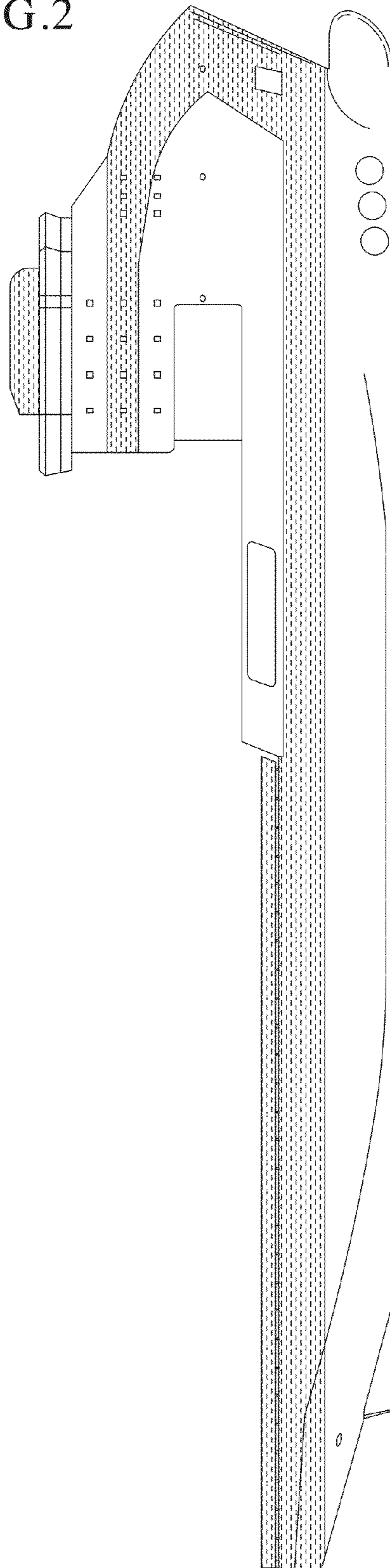


FIG. 3

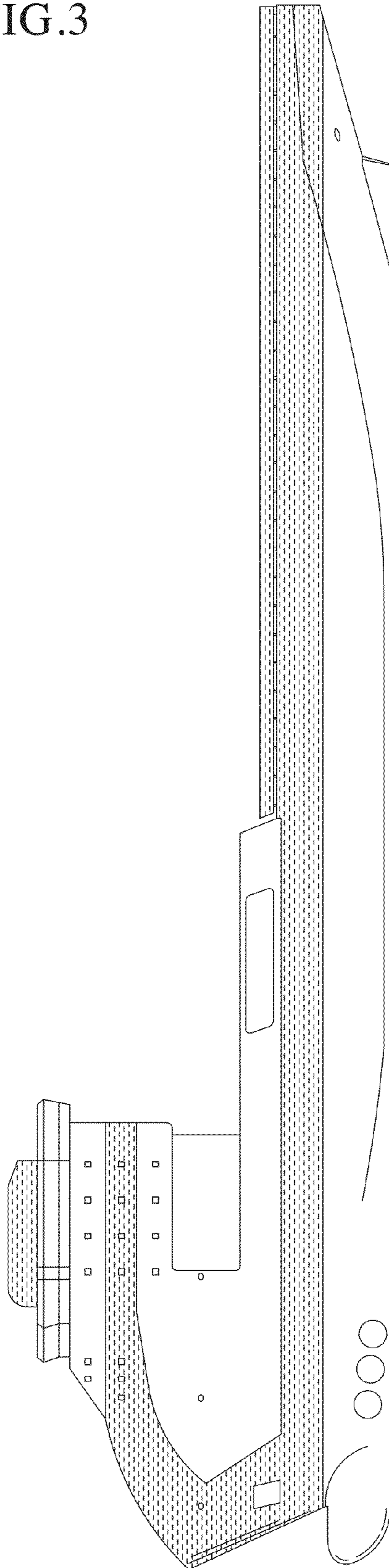


FIG. 4




FIG. 5

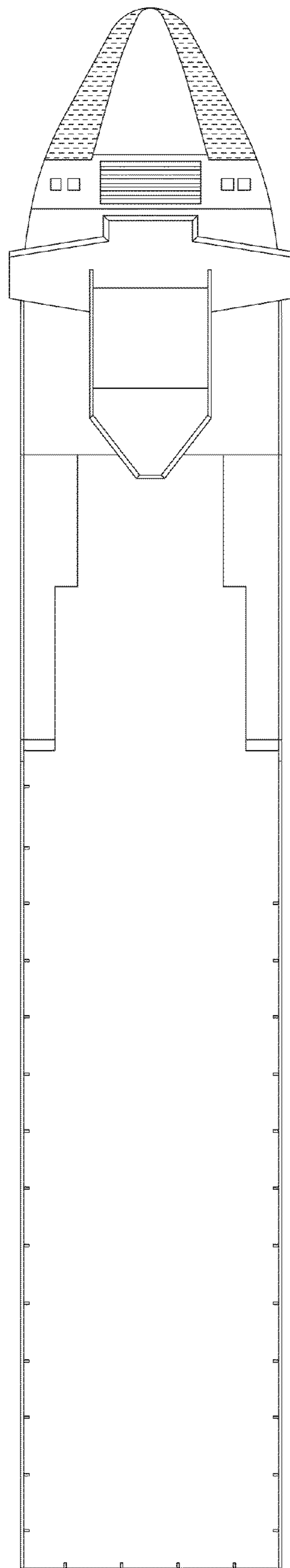


FIG.6

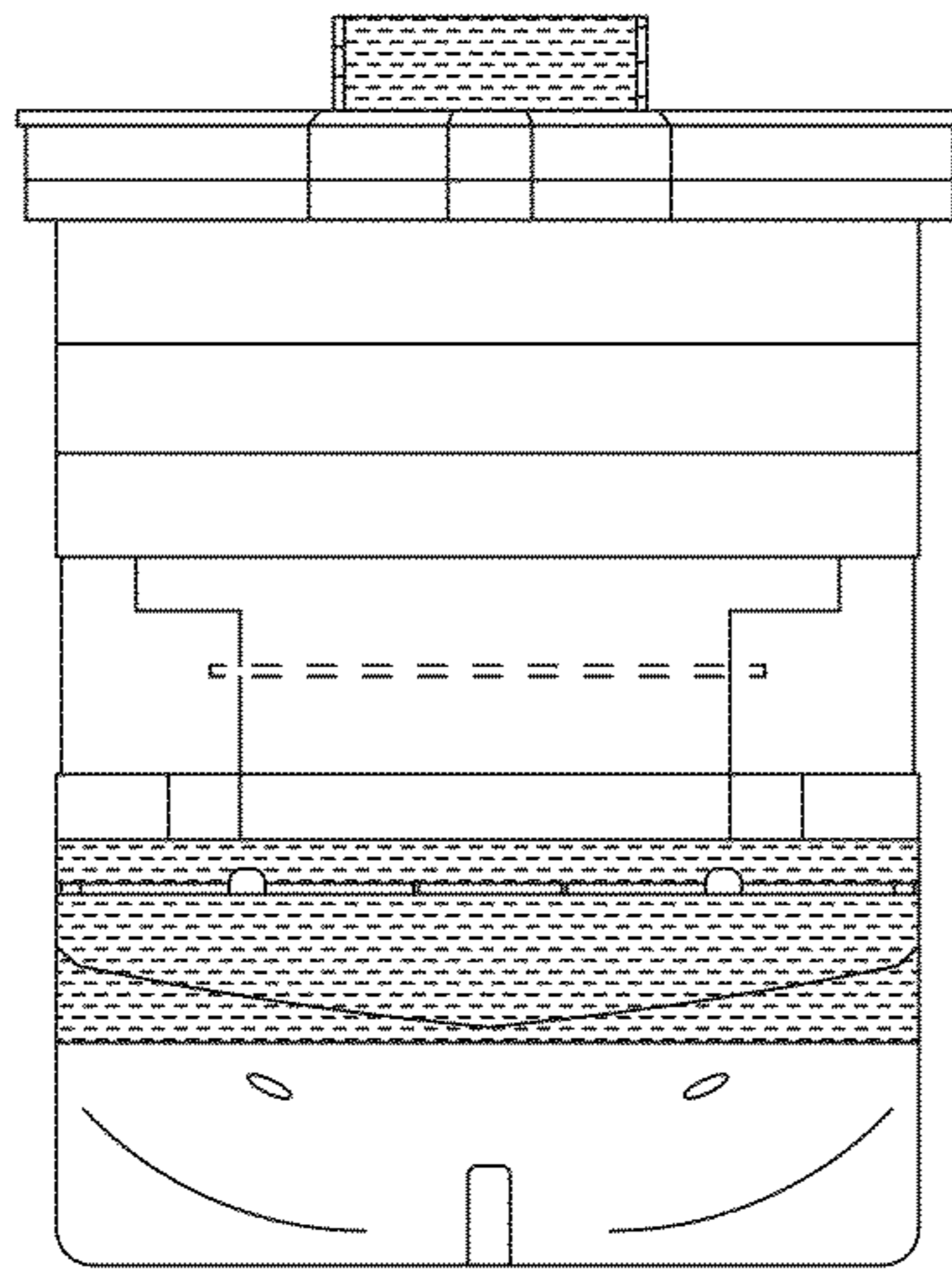


FIG.7

