



US00D720275S

(12) **United States Design Patent**
Szavits

(10) **Patent No.:** **US D720,275 S**
(45) **Date of Patent:** **** Dec. 30, 2014**

(54) **VEHICLE WHEEL**
(71) Applicant: **Bayerische Motoren Werke Aktiengesellschaft, Munich (DE)**
(72) Inventor: **Michael Szavits, Munich (DE)**
(73) Assignee: **Bayerische Motoren Werke Aktiengesellschaft, Munich (DE)**

D597,918 S 8/2009 Juergens et al.
D601,075 S 9/2009 Szavits
D626,489 S * 11/2010 Laengerer D12/211
D641,680 S * 7/2011 Laengerer D12/211
D691,080 S * 10/2013 Stucki D12/211
D695,196 S * 12/2013 Zane D12/211
D696,616 S * 12/2013 Gueler et al. D12/209
D696,617 S * 12/2013 Mueller-Stolz D12/211
D697,013 S * 1/2014 Nemeth D12/211

(**) Term: **14 Years**
(21) Appl. No.: **29/488,594**
(22) Filed: **Apr. 22, 2014**

FOREIGN PATENT DOCUMENTS

EM 000150412-0002 6/2004
EM 000422795-0005 12/2005
EM 000754593-0001 9/2007
EM 000997572-0008 10/2008
EM 001104913-0002 4/2009
WO DM/058758 3/2002

(30) **Foreign Application Priority Data**
Oct. 23, 2013 (DE) 40 2013 101 045
(51) **LOC (10) Cl.** **12-16**
(52) **U.S. Cl.**
USPC **D12/211**
(58) **Field of Classification Search**
USPC D12/204-213; 301/37.101, 64.101, 65,
301/64.201
See application file for complete search history.

* cited by examiner

Primary Examiner — Stacia Cadmus
(74) *Attorney, Agent, or Firm* — Crowell & Moring LLP

(56) **References Cited**
U.S. PATENT DOCUMENTS
D444,119 S * 6/2001 Brintouch D12/211
D473,836 S * 4/2003 Laengerer D12/211
D504,382 S 4/2005 Elmitt
D506,967 S * 7/2005 Kamimura D12/211
D507,224 S * 7/2005 Pfeiffer D12/211
D513,489 S * 1/2006 Momokawa D12/211
D521,922 S * 5/2006 Scheu D12/211
D525,932 S 8/2006 Hettler
D580,334 S 11/2008 Blasi

(57) **CLAIM**
The ornamental design for a vehicle wheel, as shown and described.

DESCRIPTION

FIG. 1 is a perspective view of a vehicle wheel according to the design;
FIG. 2 is an additional perspective view thereof;
FIG. 3 is an additional perspective view thereof;
FIG. 4 is a front view thereof;
FIG. 5 is a rear view thereof in a lighter gray scale, representing environmental features that form no part of the claimed design; and,
FIG. 6 is a side view thereof.

1 Claim, 6 Drawing Sheets







Fig. 1



Fig. 2



Fig. 3



Fig. 4




Fig. 5




Fig. 6