



US00D720271S

(12) **United States Design Patent**
Mielke et al.

(10) **Patent No.:** **US D720,271 S**
(45) **Date of Patent:** **** Dec. 30, 2014**

- (54) **VEHICLE WHEEL**
- (71) Applicant: **Bayerische Motoren Werke Aktiengesellschaft, Munich (DE)**
- (72) Inventors: **Gerrit Roland Udo Mielke, Munich (DE); Marcus Wiedemann, Munich (DE)**
- (73) Assignee: **Bayerische Motoren Werke Aktiengesellschaft, Munich (DE)**
- (**) Term: **14 Years**
- (21) Appl. No.: **29/478,710**
- (22) Filed: **Jan. 8, 2014**

D480,037 S *	9/2003	Takechi	D12/211
D508,671 S	8/2005	Baum	
D520,436 S *	5/2006	Muzzarelli	D12/211
D589,425 S	3/2009	Theiss	
D599,267 S	9/2009	Morgenstern et al.	
D617,245 S *	6/2010	Gallert	D12/209
D617,711 S *	6/2010	Lamm et al.	D12/209
D621,318 S	8/2010	Elmitt	
D653,189 S *	1/2012	Zhao	D12/211
D702,173 S *	4/2014	Perini	D12/211

- (30) **Foreign Application Priority Data**
- Jul. 9, 2013 (DE) 40 2013 100 629
- (51) **LOC (10) Cl.** **12-16**
- (52) **U.S. Cl.**
- USPC **D12/209**
- (58) **Field of Classification Search**
- CPC B60B 7/00; B60B 7/02; B60B 7/04; B60B 7/01; B60B 7/06; B60B 3/02; B60B 3/04; B60B 3/06; B60B 3/10; B60B 1/00; B60B 1/08; B60B 1/10; B60B 1/12
- USPC D12/204-213
- See application file for complete search history.

FOREIGN PATENT DOCUMENTS

DE	M9701285.8	6/1997
DE	40010998.0	3/2001
EM	000090410-0004	3/2004
EM	000609458-0002	4/2008
EM	000825609-0002	11/2009
EM	001036552-0001	11/2009
EM	001655861-0001	10/2010

* cited by examiner

Primary Examiner — Stacia Cadmus
(74) *Attorney, Agent, or Firm* — Crowell & Moring LLP

- (56) **References Cited**
- U.S. PATENT DOCUMENTS**
- D215,209 S * 9/1969 Anderson D12/211
- D401,205 S * 11/1998 Fischer D12/209
- D407,057 S 3/1999 Goplen
- D470,093 S 2/2003 Frizzi
- D471,503 S * 3/2003 Baumgartner D12/211

(57) **CLAIM**
The ornamental design for a vehicle wheel, as shown and described.

DESCRIPTION

FIG. 1 is a perspective view of a vehicle wheel according to the design;
FIG. 2 is an additional perspective view thereof;
FIG. 3 is an additional perspective view thereof;
FIG. 4 is a front view thereof;
FIG. 5 is a rear view thereof in a lighter gray scale, representing environmental features that form no part of the claimed design; and,
FIG. 6 is a side view thereof.

1 Claim, 6 Drawing Sheets







Fig. 1



Fig. 2



Fig. 3




Fig. 4




Fig. 5




Fig. 6