

US00D720269S

(12) **United States Design Patent**
Hodges

(10) **Patent No.:** **US D720,269 S**

(45) **Date of Patent:** **** Dec. 30, 2014**

(54) **WHEEL**

(71) Applicant: **Frank J. Hodges**, Corona, CA (US)

(72) Inventor: **Frank J. Hodges**, Corona, CA (US)

(**) Term: **14 Years**

(21) Appl. No.: **29/471,728**

(22) Filed: **Nov. 4, 2013**

(51) **LOC (10) Cl.** **12-16**

(52) **U.S. Cl.**
USPC **D12/209**

(58) **Field of Classification Search**
USPC D12/204-213; 301/37.101, 64.101, 65,
301/64.201

See application file for complete search history.

(56) **References Cited**

U.S. PATENT DOCUMENTS

D451,461 S * 12/2001 Arellano D12/209
D478,031 S * 8/2003 Brown et al. D12/211

D515,999 S * 2/2006 Noriega D12/209
D531,563 S * 11/2006 Martin D12/209
D614,106 S * 4/2010 Junker D12/209
D620,865 S * 8/2010 Park D12/209
D660,763 S * 5/2012 Chan D12/209
D680,483 S * 4/2013 Zhao D12/209
D680,488 S * 4/2013 Campbell et al. D12/211
D682,179 S * 5/2013 Badstuebner D12/211
D688,190 S * 8/2013 Hodges D12/211
D689,810 S * 9/2013 Mindt et al. D12/209
D693,284 S * 11/2013 Chen et al. D12/211

* cited by examiner

Primary Examiner — Stacia Cadmus

(74) *Attorney, Agent, or Firm* — Eric B. Alspaugh

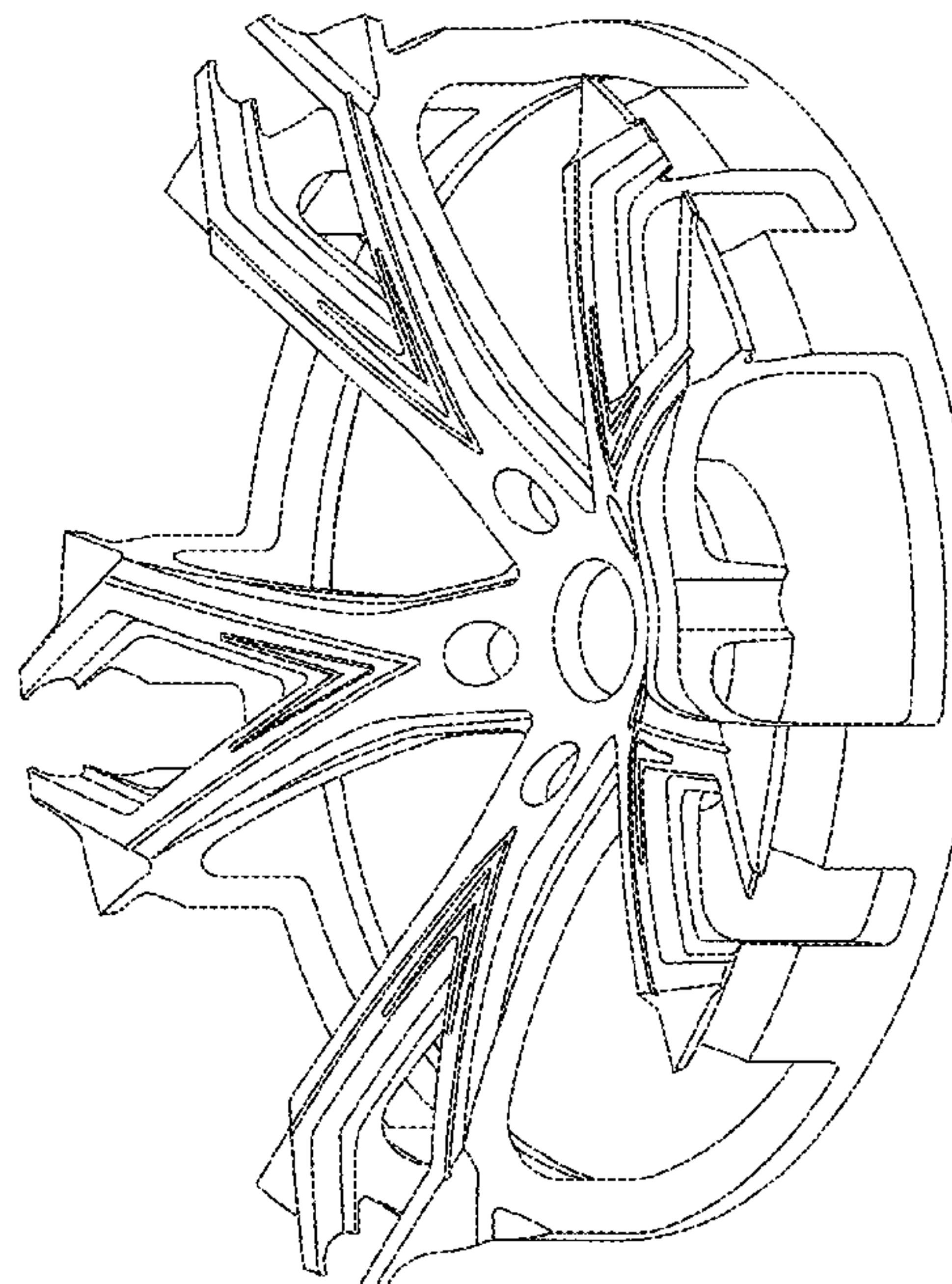

(57) **CLAIM**

The ornamental design for a wheel, as shown and described.

DESCRIPTION

FIG. 1 is a front view of a wheel, showing my new design;
and,
FIG. 2 is a perspective view thereof.

1 Claim, 2 Drawing Sheets






Fig. 1

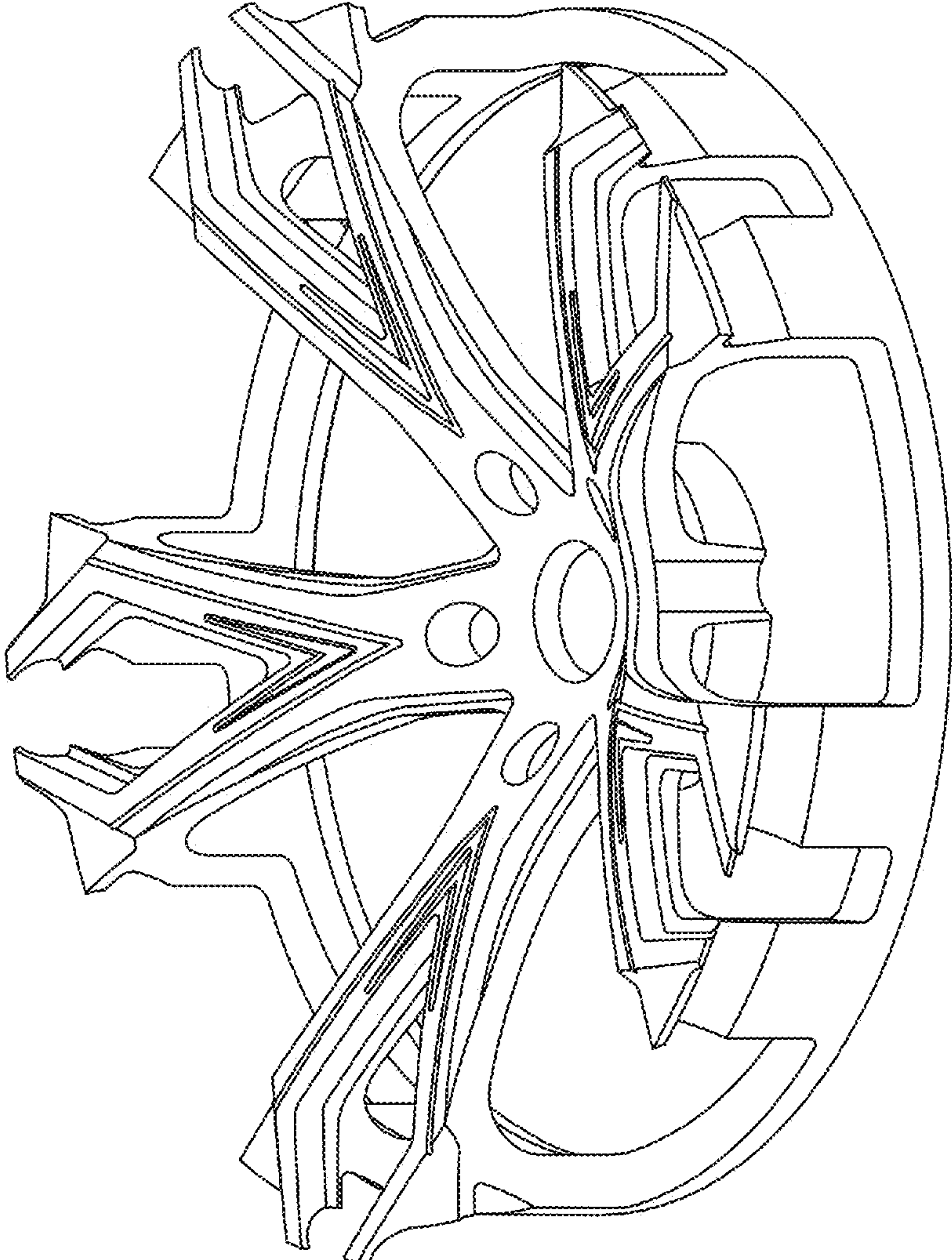


Fig. 2