



US00D720256S

(12) **United States Design Patent**
Palma et al.

(10) **Patent No.:** **US D720,256 S**

(45) **Date of Patent:** **** Dec. 30, 2014**

(54) **CAR**

(75) Inventors: **Alfredo Palma**, Turin (IT); **Donato Pacella**, Chieri (IT); **Jeremy Malick**, Turin (IT)

(73) Assignee: **Pininfarina S.p.A.**, Turin (IT)

(**) Term: **14 Years**

(21) Appl. No.: **29/371,936**

(22) Filed: **Jan. 30, 2012**

(30) **Foreign Application Priority Data**

Jul. 28, 2011 (EM) 001897455-0001

(51) **LOC (10) Cl.** **12-08**

(52) **U.S. Cl.**
USPC **D12/91**

(58) **Field of Classification Search**
USPC D12/1, 16, 82, 83, 85, 87, 88, 89, 90,
D12/91, 93; D21/424, 433, 434, 435, 533,
D21/548, 549, 550, 551; 296/146.11, 181.1,
296/181.5, 203.3; 280/124.11, 779;
180/68.1, 68.4, 208, 291, 311, 357
See application file for complete search history.

(56) **References Cited**

U.S. PATENT DOCUMENTS

D528,042 S * 9/2006 Suga et al. D12/91
D541,702 S * 5/2007 D'Aprile et al. D12/91
D549,134 S * 8/2007 Sinkwitz D12/91
D551,594 S * 9/2007 Tsuchiya D12/91
D559,734 S * 1/2008 Sinkwitz D12/90
D583,709 S * 12/2008 Bischoff et al. D12/90
D590,299 S * 4/2009 Bischoff et al. D12/91

D592,102 S * 5/2009 Kim D12/90
D597,443 S * 8/2009 Vermeersch et al. D12/91
D608,248 S * 1/2010 Hirai D12/90
D610,039 S * 2/2010 Koide et al. D12/90
D614,534 S * 4/2010 Weaver D12/90
D619,046 S * 7/2010 Liu et al. D12/90
D619,047 S * 7/2010 Foster D12/91
D621,749 S * 8/2010 Suga et al. D12/92
D628,938 S * 12/2010 Yamazaki et al. D12/91
D633,008 S * 2/2011 Nakamura et al. D12/90
D640,602 S * 6/2011 Yoshida et al. D12/91
D644,148 S * 8/2011 Smart D12/91
D647,428 S * 10/2011 Ohhashi et al. D12/90
D651,132 S * 12/2011 Lambri et al. D12/86
D664,894 S * 8/2012 Huet D12/91
D664,896 S * 8/2012 Szews et al. D12/91
D671,034 S * 11/2012 Bischoff et al. D12/91
D671,035 S * 11/2012 Bischoff et al. D12/91
D671,452 S * 11/2012 Fernandez Isoird D12/86

* cited by examiner

Primary Examiner — Phillip S Hyder

(74) *Attorney, Agent, or Firm* — Nixon & Vanderhye P.C.

(57) **CLAIM**

The ornamental design for a car, as shown and described.

DESCRIPTION

FIG. 1 is a front and right side perspective view of a car showing our new design;

FIG. 2 is a rear and right side perspective view thereof;

FIG. 3 is a top and right side perspective view thereof;

FIG. 4 is a right side elevation view thereof;


FIG. 5 is a top plan view thereof;

FIG. 6 is a front elevation view thereof; and,

FIG. 7 is a rear elevation view thereof.

The broken lines form no part of the claimed invention.

1 Claim, 7 Drawing Sheets






FIG. 1



FIG. 2




FIG. 3



FIG. 4

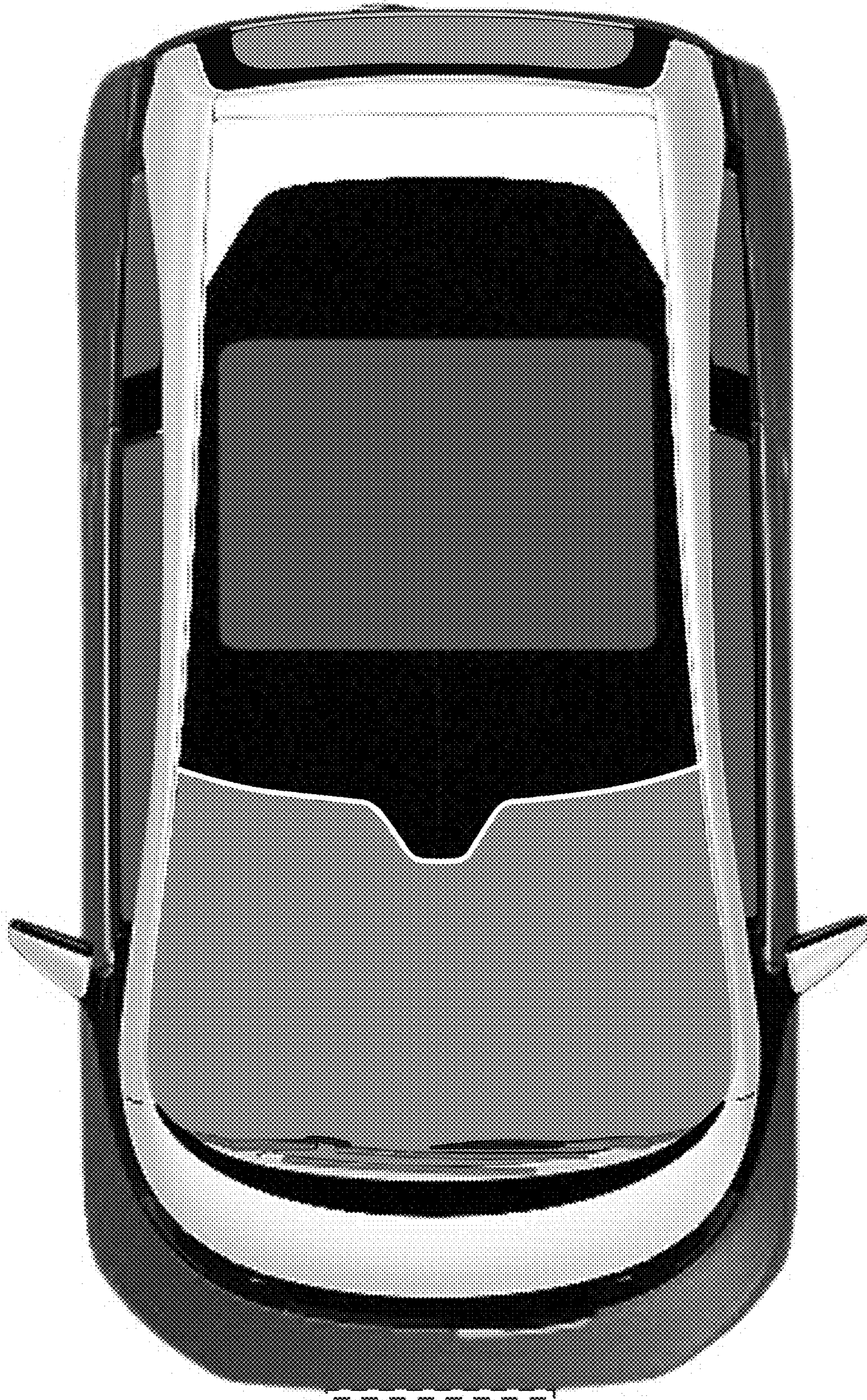


FIG. 5




FIG. 6



FIG. 7