



US00D720251S

(12) **United States Design Patent**  
**Yang**

(10) **Patent No.:** **US D720,251 S**

(45) **Date of Patent:** **\*\* Dec. 30, 2014**

(54) **ORCHID PENDANT WITH RING CLASP**

(71) Applicant: **Eric L. Yang**, Monmouth Junction, NJ  
(US)

(72) Inventor: **Eric L. Yang**, Monmouth Junction, NJ  
(US)

(\*\*) Term: **14 Years**

(21) Appl. No.: **29/487,655**

(22) Filed: **Apr. 10, 2014**

(51) **LOC (10) Cl.** ..... **11-01**

(52) **U.S. Cl.**  
USPC ..... **D11/84**

(58) **Field of Classification Search**

CPC ..... A44C 1/00; A44C 25/00; A44C 25/001;  
A44C 25/007; A44C 21/00; A44C 15/001;  
A44C 15/003

USPC ..... D11/1, 204, 79-86, 33, 63-68, 95, 96,  
D11/106; 63/1.11, 18, 19, 20, 21, 22, 23, 35

See application file for complete search history.

(56) **References Cited**

**U.S. PATENT DOCUMENTS**

D39,616 S \* 10/1908 Wohl ..... D11/79  
D198,681 S \* 7/1964 Friedman ..... D11/117

D243,346 S \* 2/1977 Samuels ..... D11/70  
D323,045 S \* 1/1992 Gabler ..... D32/46  
D336,058 S \* 6/1993 Sery ..... D11/79  
D377,196 S \* 1/1997 Sheppard, Jr. .... D8/370  
D447,680 S \* 9/2001 Kelleghan ..... D8/356  
D526,235 S \* 8/2006 Becker ..... D11/63

\* cited by examiner

*Primary Examiner* — Garth Rademaker

*Assistant Examiner* — Melanie Pellegrini

(57) **CLAIM**

The ornamental design for an orchid pendant with ring clasp,  
as shown and described.

**DESCRIPTION**

FIG. 1 is a perspective top front view of an orchid pendant  
with ring clasp;

FIG. 2 is a front elevation view of the orchid pendant with ring  
clasp;

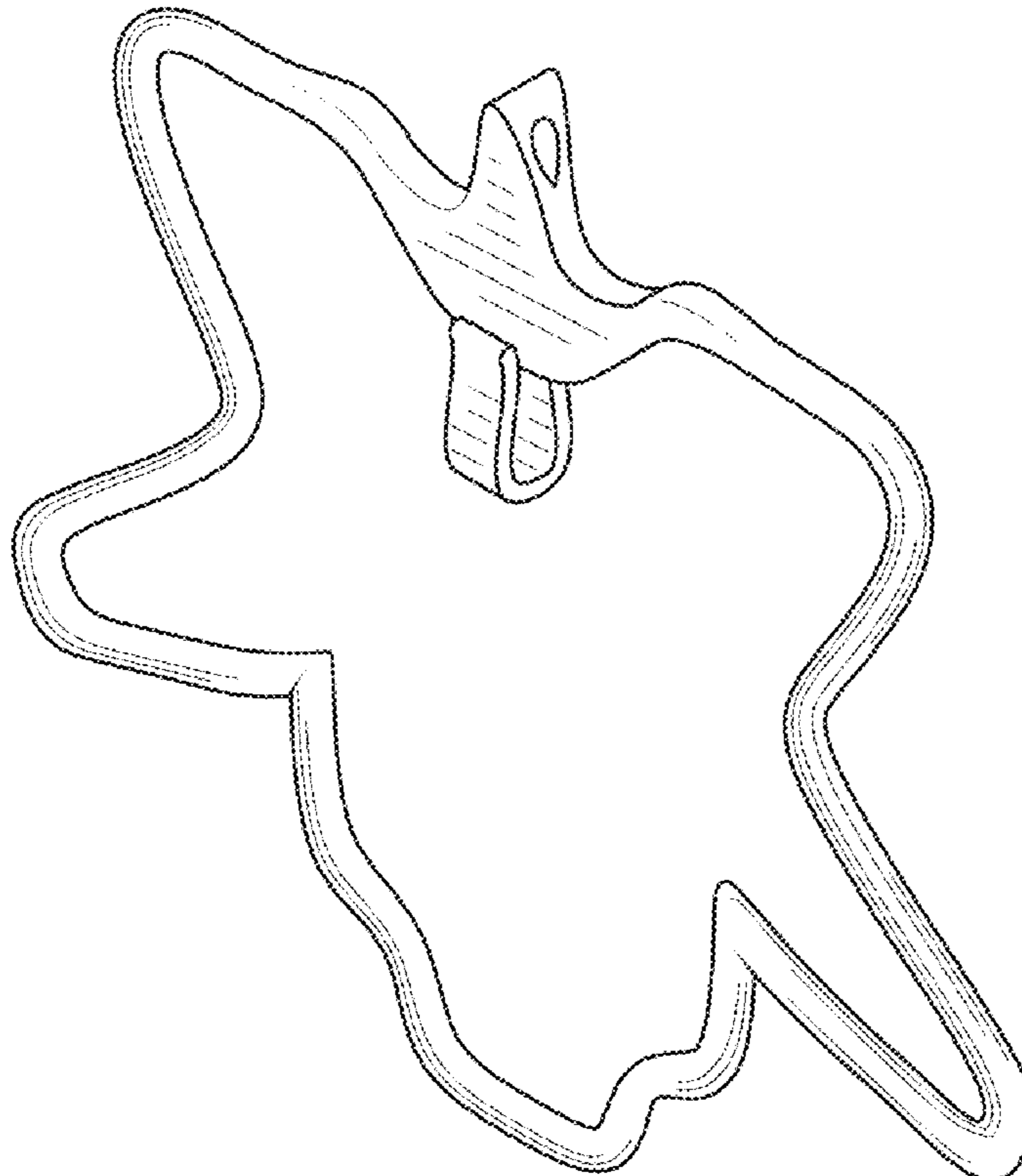
FIG. 3 is a rear elevation view of the orchid pendant with ring  
clasp;

FIG. 4 is a left side elevation view of the orchid pendant with  
ring clasp; the right side view being a mirror image thereof;

FIG. 5 is a top elevation view of the orchid pendant with ring  
clasp; and,

FIG. 6 is a bottom elevation view of the orchid pendant with  
ring clasp.

**1 Claim, 3 Drawing Sheets**



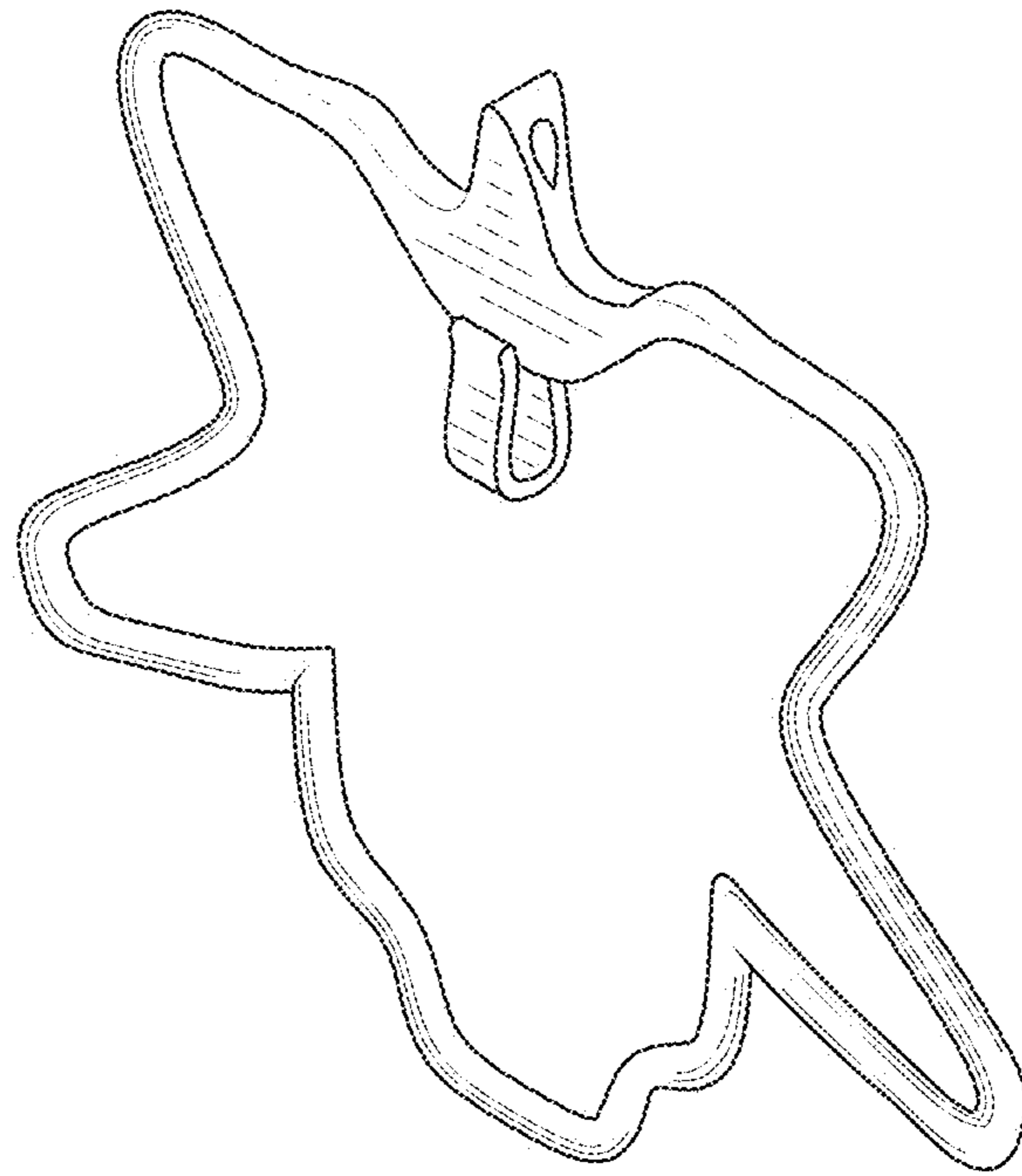


FIG. 1

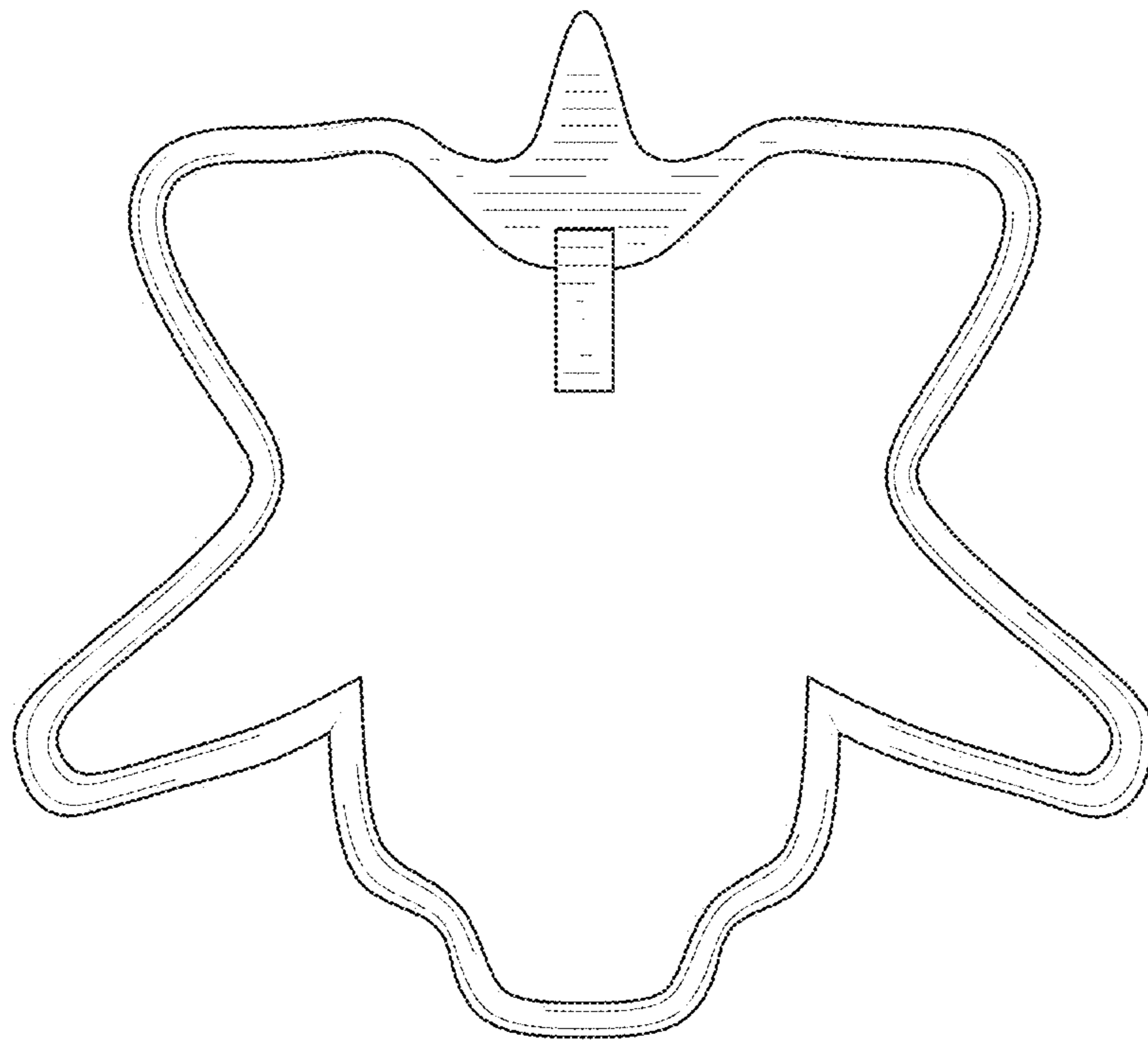


FIG. 2

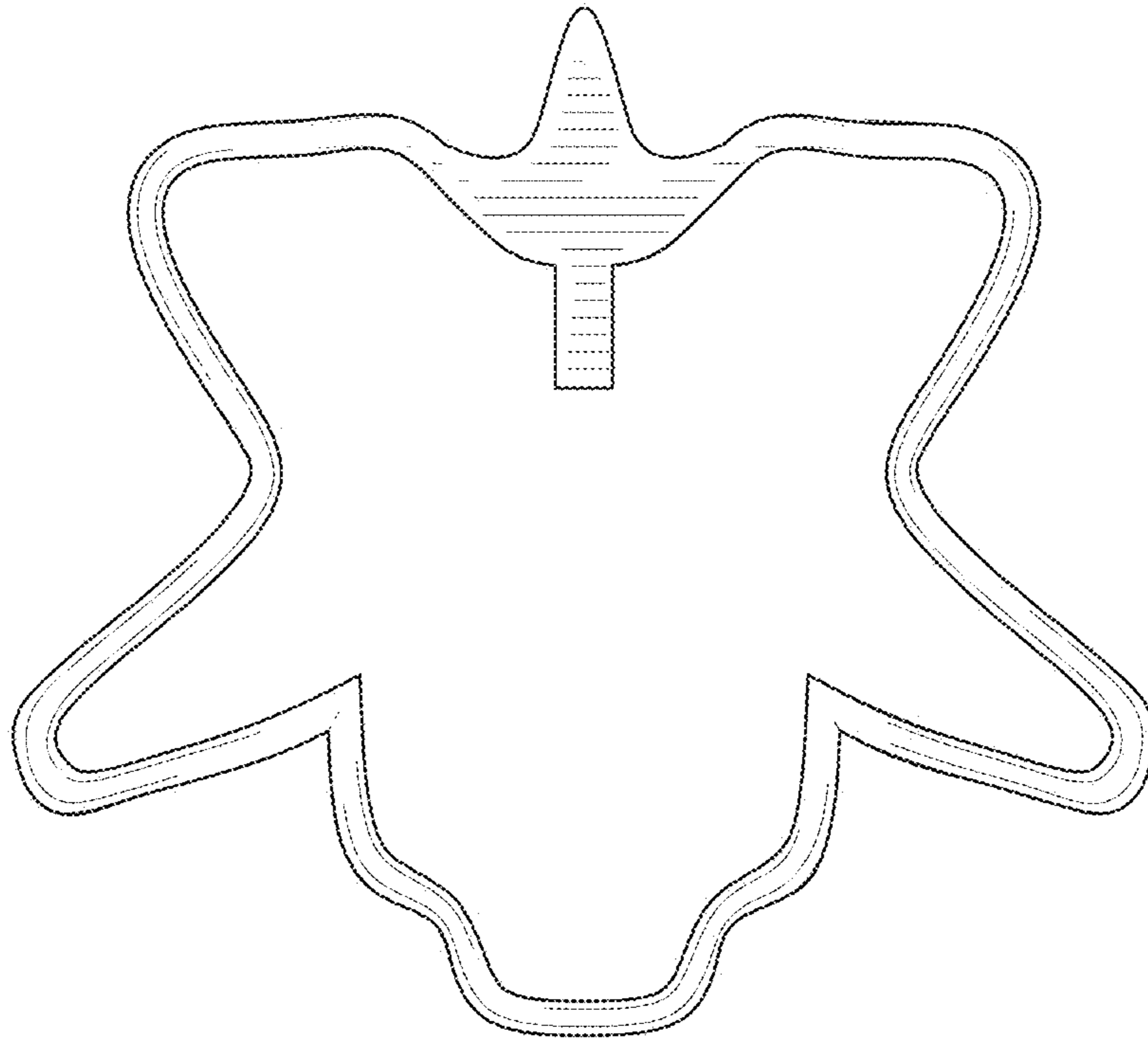


FIG. 3

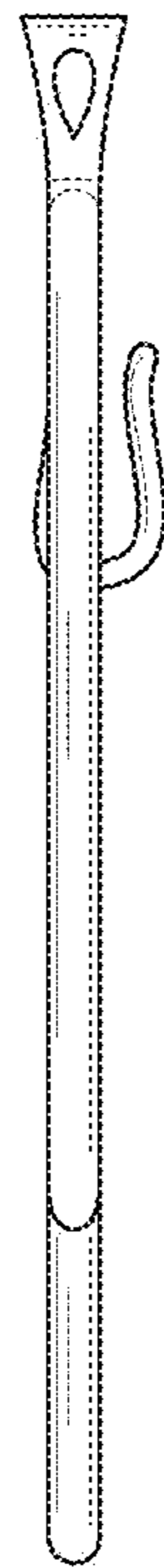


FIG. 4



FIG. 5

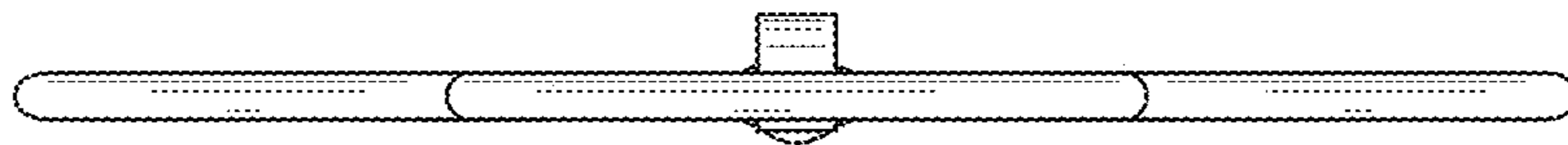


FIG. 6