



US00D720239S

(12) **United States Design Patent**
Mijatovic

(10) **Patent No.:** **US D720,239 S**

(45) **Date of Patent:** **** Dec. 30, 2014**

(54) **WRISTWATCH**

(71) Applicant: **Sowind SA**, La Chaux-de-Fonds (CH)

(72) Inventor: **Miodrag-Mijat Mijatovic**, Preverenges (CH)

(73) Assignee: **Sowind SA**, La Chaux-de-Fonds (CH)

(**) Term: **14 Years**

(21) Appl. No.: **29/468,108**

(22) Filed: **Sep. 26, 2013**

(30) **Foreign Application Priority Data**

Mar. 27, 2013 (CH) 139676

(51) **LOC (10) CL.** **10-02**

(52) **U.S. CL.**
USPC **D10/32**

(58) **Field of Classification Search**
USPC D10/30-39, 122-132; 368/276, 281,
368/282, 80, 223, 228, 232, 294, 295;
D11/3

See application file for complete search history.

(56) **References Cited**

U.S. PATENT DOCUMENTS

| | | | | |
|----------------|---------|---------|-------|---------|
| D67,598 S * | 6/1925 | Horvath | | D10/32 |
| 2,604,418 A * | 7/1952 | Stern | | 148/244 |
| D295,838 S * | 5/1988 | Ando | | D10/32 |
| D348,403 S * | 7/1994 | Sener | | D10/32 |
| 6,200,019 B1 * | 3/2001 | Latini | | 368/289 |
| D531,524 S * | 11/2006 | Behling | | D10/38 |

| | | | | |
|----------------|---------|-------------------|-------|--------|
| D537,737 S * | 3/2007 | Galli | | D10/31 |
| D555,516 S * | 11/2007 | Sugiura | | D10/31 |
| D555,518 S * | 11/2007 | Borraccino et al. | | D10/39 |
| D555,519 S * | 11/2007 | Borraccino et al. | | D10/39 |
| D568,178 S * | 5/2008 | Giannini | | D10/32 |
| D577,297 S * | 9/2008 | Lalo | | D10/32 |
| D584,171 S * | 1/2009 | Monachon | | D10/32 |
| 7,742,361 B2 * | 6/2010 | Behling et al. | | 368/21 |
| D624,834 S * | 10/2010 | Modolo | | D10/39 |
| D644,952 S * | 9/2011 | Rabassa | | D11/3 |
| D656,044 S * | 3/2012 | Favre | | D10/38 |
| D656,417 S * | 3/2012 | Monachon | | D10/39 |
| D659,554 S * | 5/2012 | Yurman | | D10/32 |
| D668,971 S * | 10/2012 | Tedeschi | | D10/39 |

* cited by examiner

Primary Examiner — Lucy Lieberman

(74) *Attorney, Agent, or Firm* — Sughrue Mion, PLLC

(57) **CLAIM**

The ornamental design for a wristwatch, as shown and described.

DESCRIPTION

FIG. 1 is a front and right side perspective view of a wristwatch showing my new design;
FIG. 2 is a front elevational view thereof;
FIG. 3 is a rear elevational view thereof;
FIG. 4 is a left side elevational view thereof;
FIG. 5 is a right side elevational view thereof;
FIG. 6 is a top plan view thereof; and,
FIG. 7 is a bottom plan view.

The portions of the article in broken lines are shown for illustrative purposes only and form no part of the claimed design.

1 Claim, 7 Drawing Sheets







FIG. 1



FIG. 2

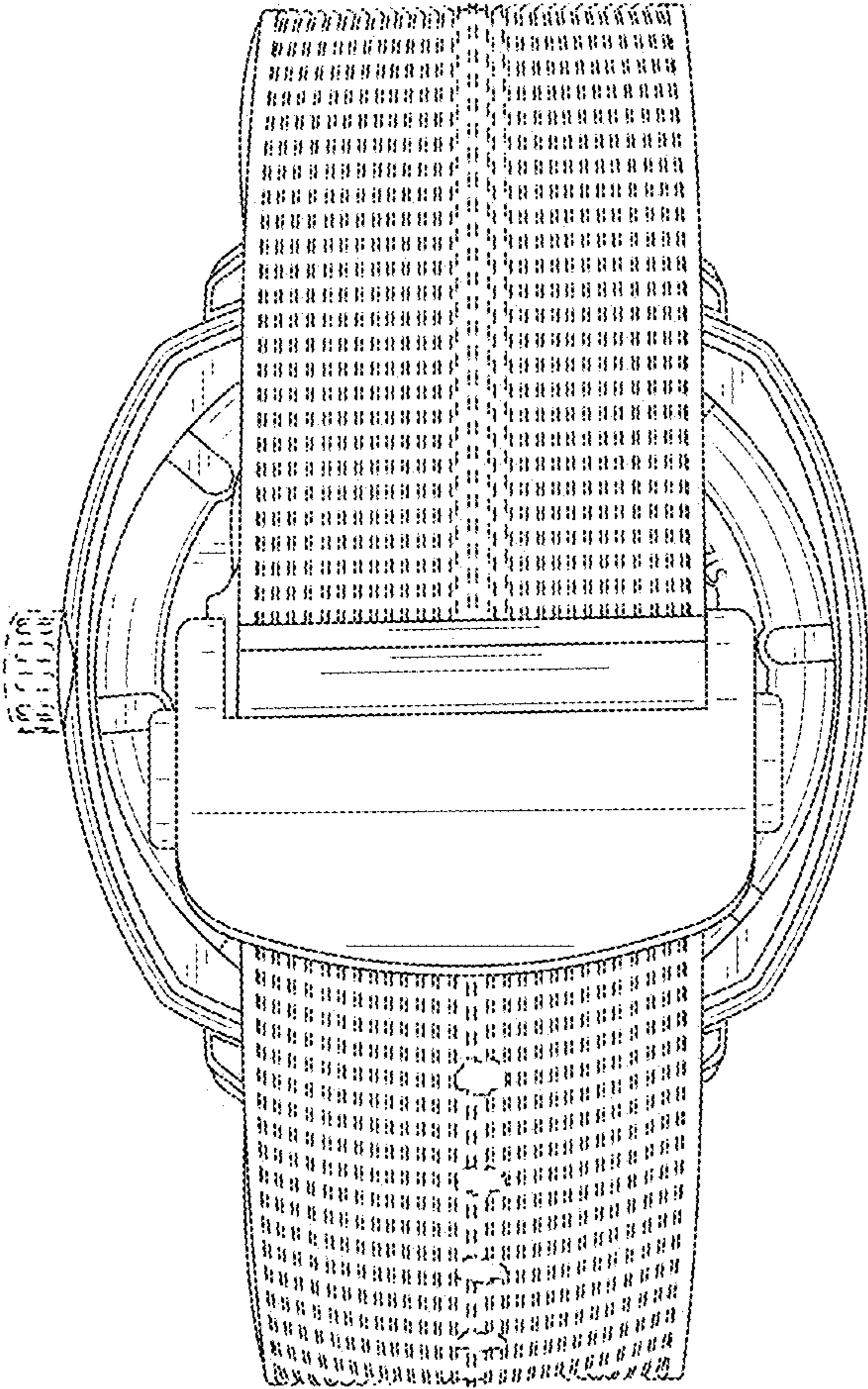


FIG. 3

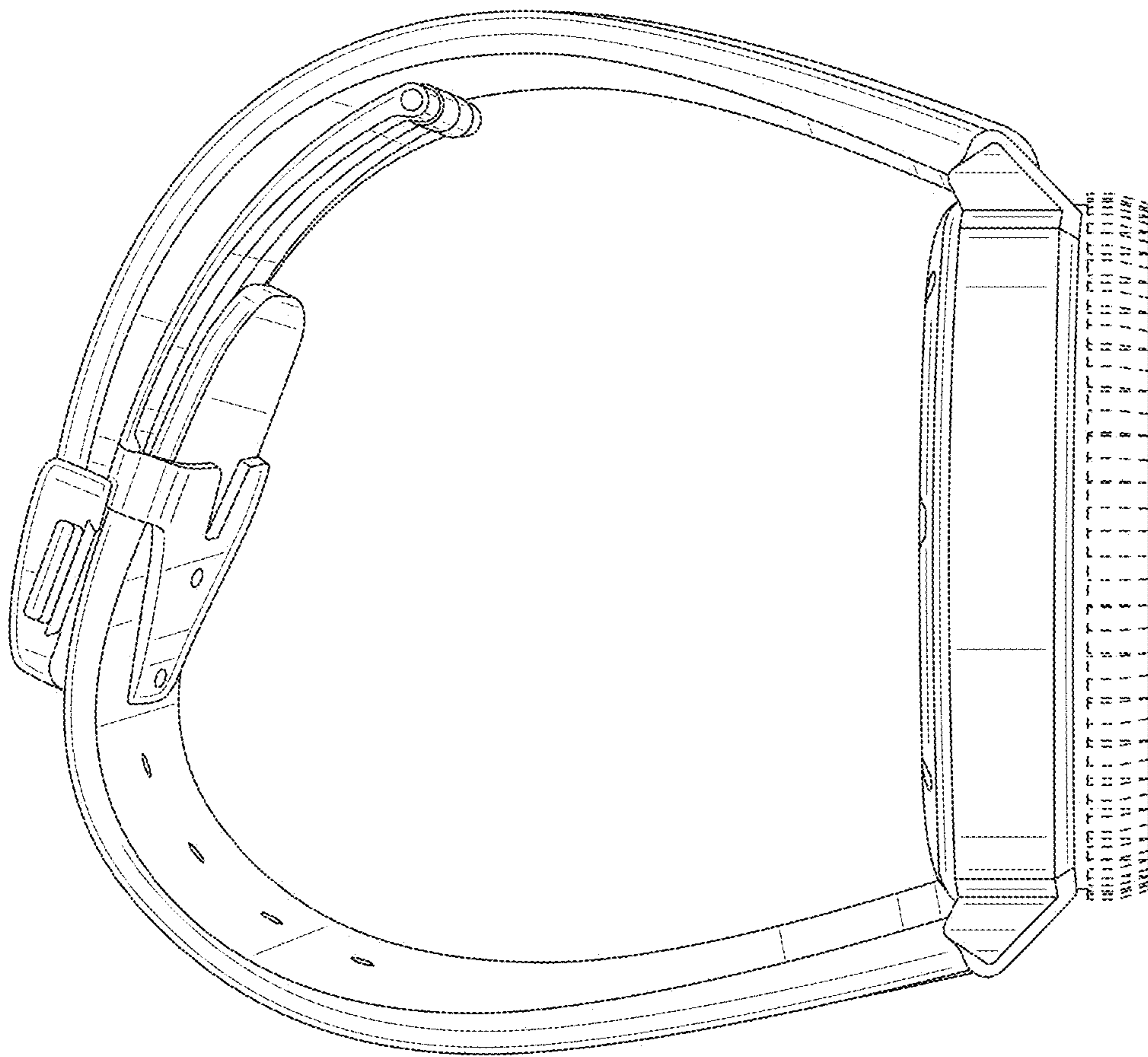


FIG. 4

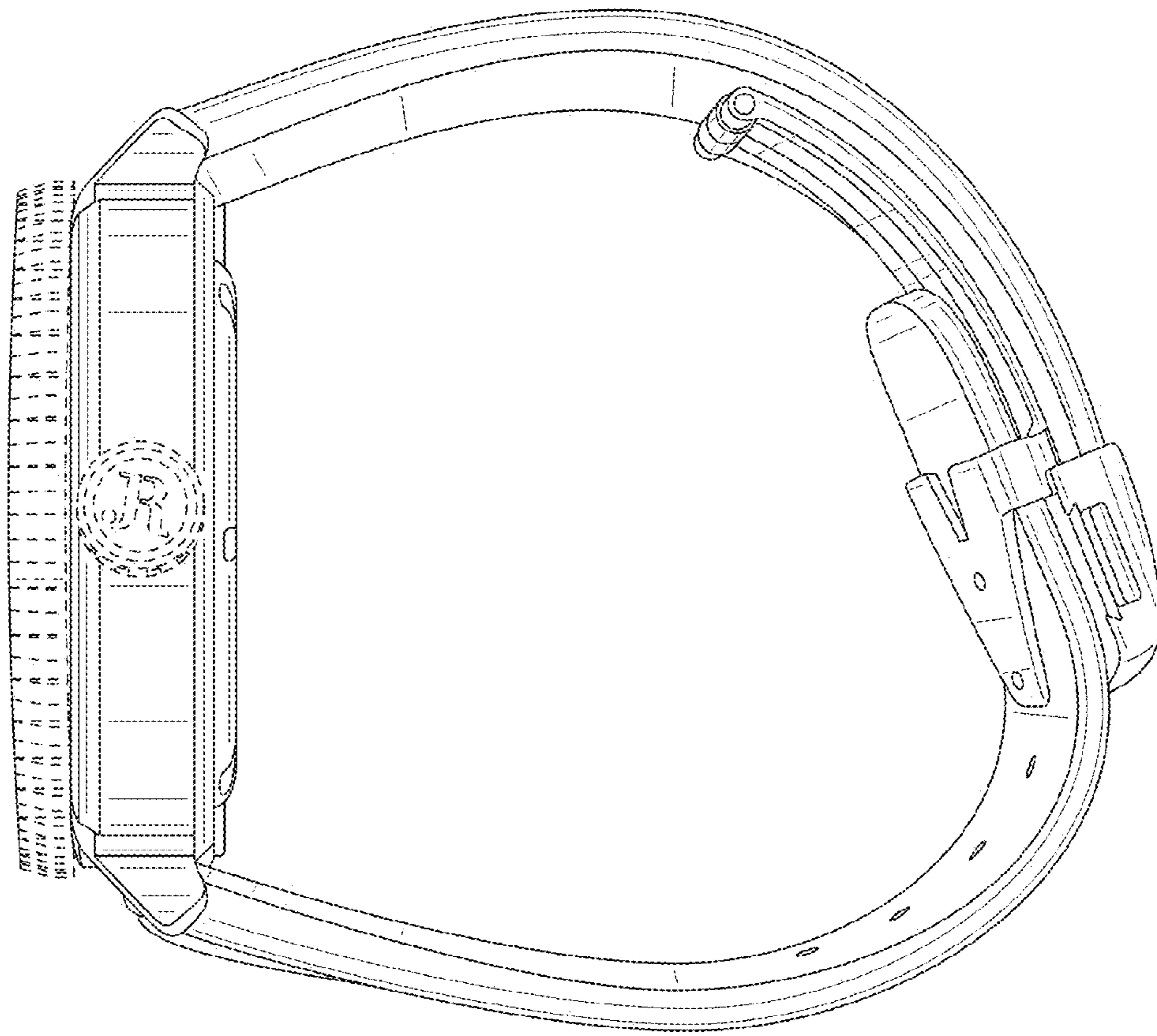


FIG. 5

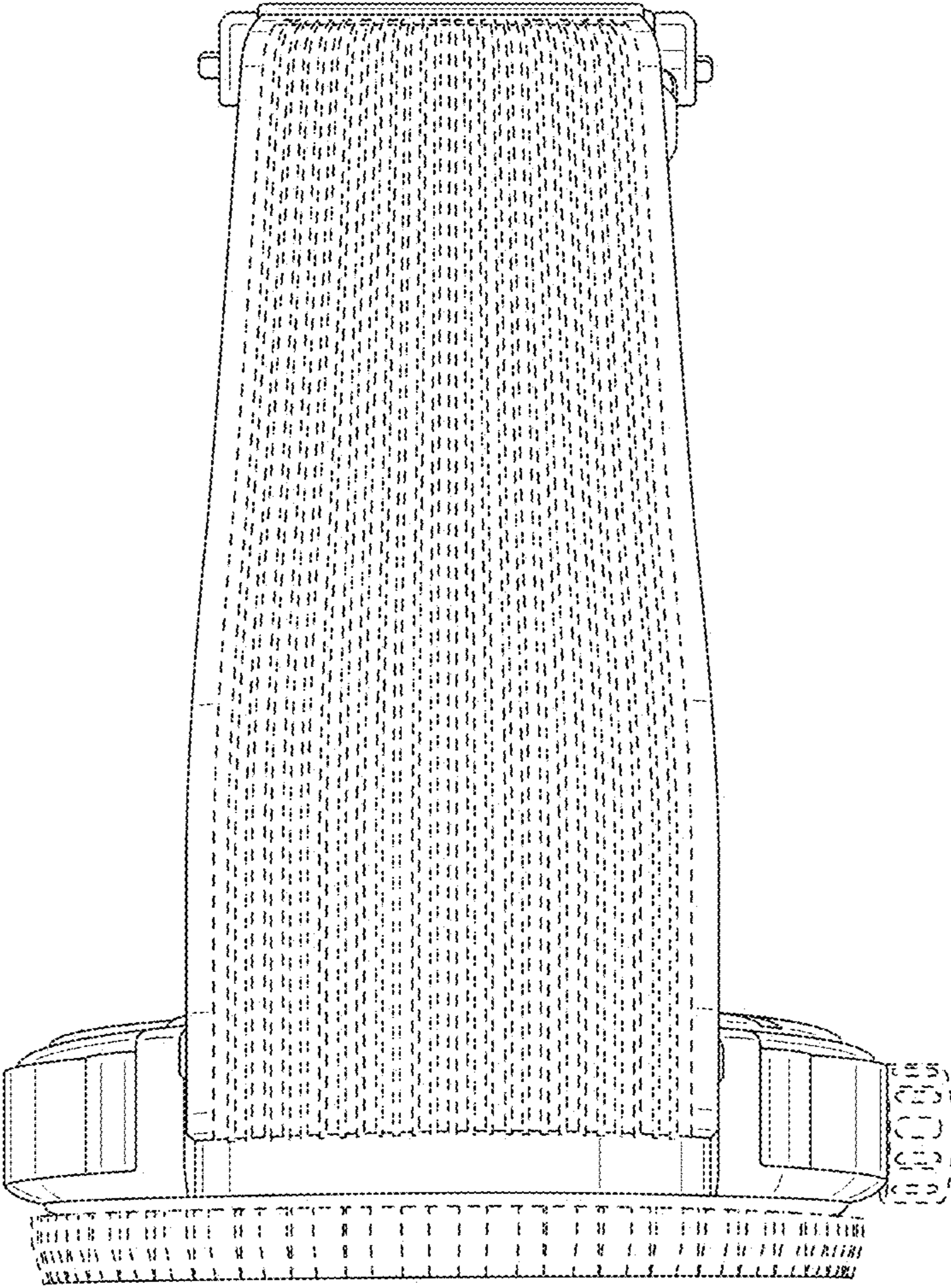


FIG. 6

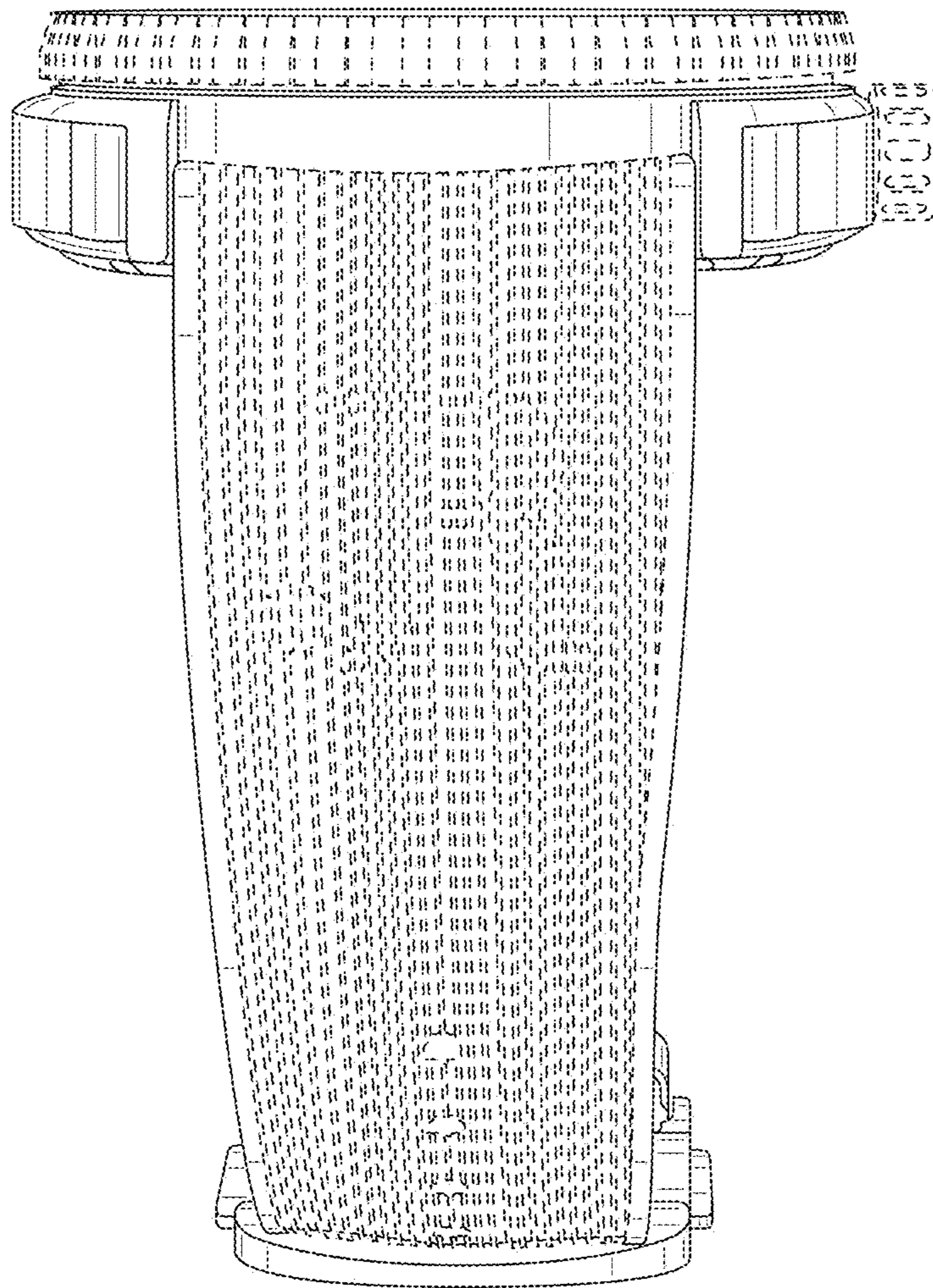


FIG. 7