



US00D720233S

(12) **United States Design Patent**  
**Thompson**

(10) **Patent No.:** **US D720,233 S**

(45) **Date of Patent:** **\*\* Dec. 30, 2014**

(54) **BOTTLE**

(71) Applicant: **Piramal Glass—USA, Inc.**, Marlton, NJ (US)

(72) Inventor: **Douglas Thompson**, Fort Lee, NJ (US)

(73) Assignee: **Piramal Glass—USA, Inc.**

(\*\*) Term: **14 Years**

(21) Appl. No.: **29/455,089**

(22) Filed: **May 16, 2013**

(51) **LOC (10) Cl.** ..... **09-01**

(52) **U.S. Cl.**

USPC ..... **D9/558**; D9/552

(58) **Field of Classification Search**

CPC ..... B65D 1/00; B65D 1/02; B65D 1/0223;  
B65D 1/40; B65D 23/00; B65D 2501/009;  
B65D 2501/0081

USPC ..... D9/516, 530, 537, 539–540, 544–545,  
D9/549, 552, 558, 682, 686, 688–691;  
D7/300, 300.1, 598; 215/379,  
215/381–382; 220/660, 662, 669, 675

See application file for complete search history.

(56) **References Cited**

**U.S. PATENT DOCUMENTS**

D13,526 S \* 1/1883 Warner, Jr. .... D9/545  
D19,182 S 6/1889 Lowrey  
D29,170 S \* 8/1898 Levis ..... D9/545  
882,864 A \* 3/1908 Burke ..... 215/2  
D91,704 S \* 3/1934 Clark ..... D9/542  
D92,338 S \* 5/1934 Clark ..... D9/542

D92,911 S \* 7/1934 Kennedy ..... D9/545  
D561,041 S 2/2008 Sajous  
D653,958 S \* 2/2012 Lauret ..... D9/558  
D655,178 S \* 3/2012 Gonzalez Rodriguez ..... D9/545  
D656,404 S \* 3/2012 Thompson ..... D9/545  
D671,838 S \* 12/2012 Potts ..... D9/545  
D673,860 S \* 1/2013 Santa Cruz ..... D9/607  
D679,602 S \* 4/2013 Gonzalez Rodriguez ..... D9/545  
D688,948 S \* 9/2013 Gonzalez Rodriguez ..... D9/500  
D691,894 S \* 10/2013 Marshall et al. .... D9/667  
D696,955 S \* 1/2014 Kelly ..... D9/522  
D704,563 S \* 5/2014 Gonzalez Rodriguez ..... D9/558

\* cited by examiner

*Primary Examiner* — Ian Simmons

*Assistant Examiner* — Dana L Meyrow

(74) *Attorney, Agent, or Firm* — The Belles Group, P.C.

(57) **CLAIM**

The ornamental design for a bottle, as shown and described.

**DESCRIPTION**

FIG. 1 is a perspective view of a bottle showing my new design;

FIG. 2 is a front elevation view thereof;

FIG. 3 is a side elevation view thereof;

FIG. 4 is a top plan view thereof, with the opposing side details seen through the transparent surface not being shown for ease of illustration; and,

FIG. 5 is a bottom plan view thereof, with the opposing side details seen through the transparent surface not being shown for ease of illustration.

The front and rear of the design are identical, as are both sides of the design. The broken lines in the drawings are included for purposes of illustration only and form no part of the claim.

**1 Claim, 4 Drawing Sheets**



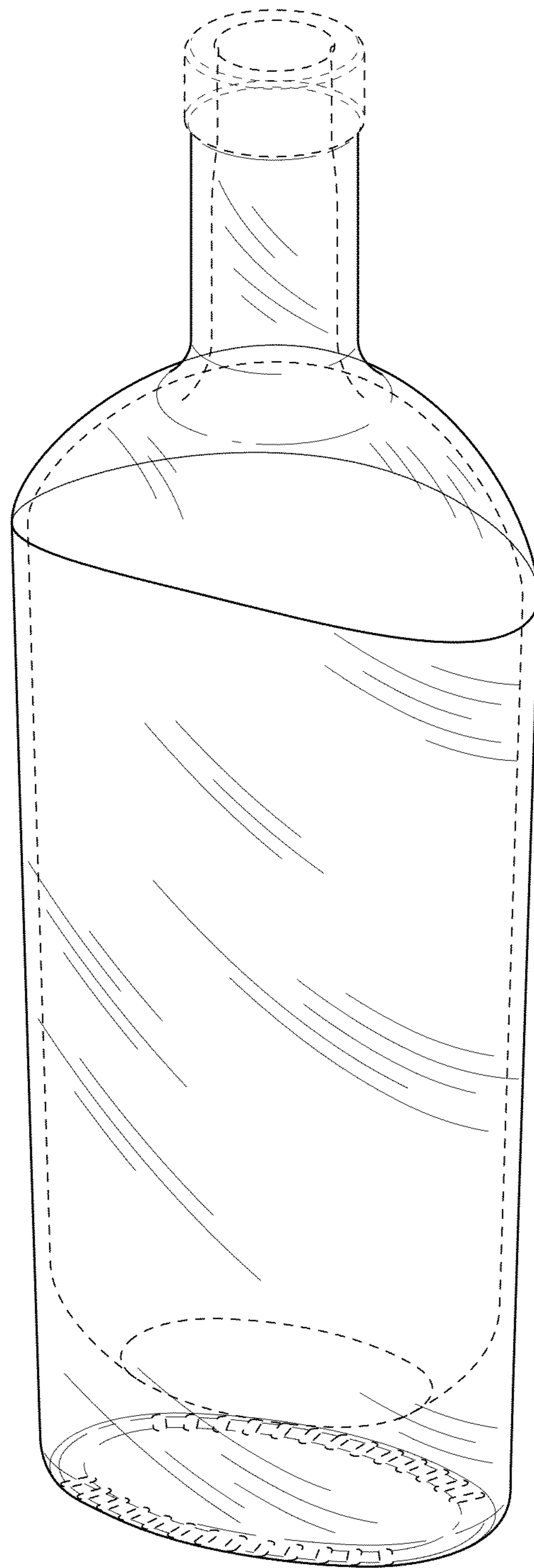


FIG. 1




FIG. 2

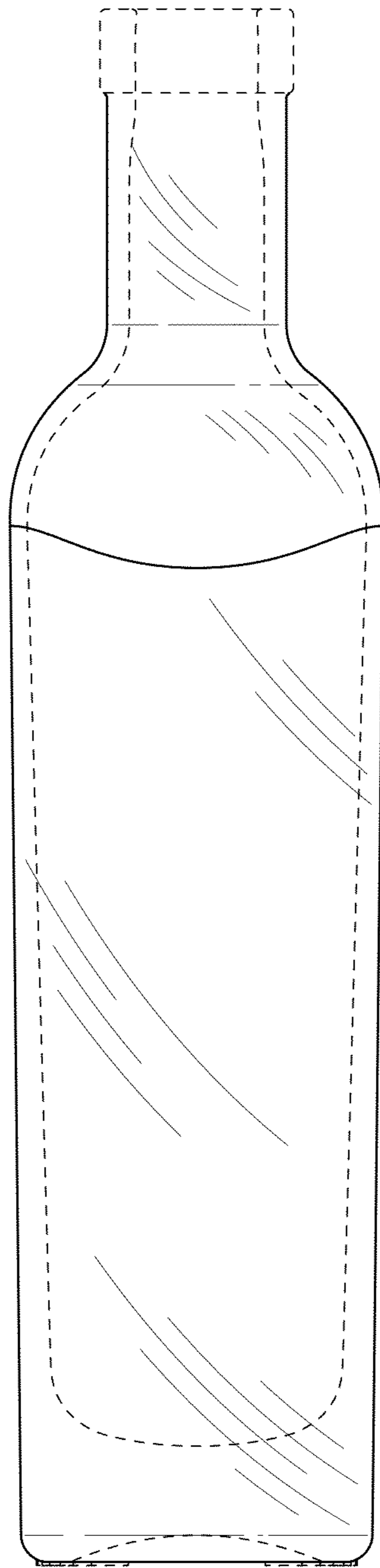


FIG. 3

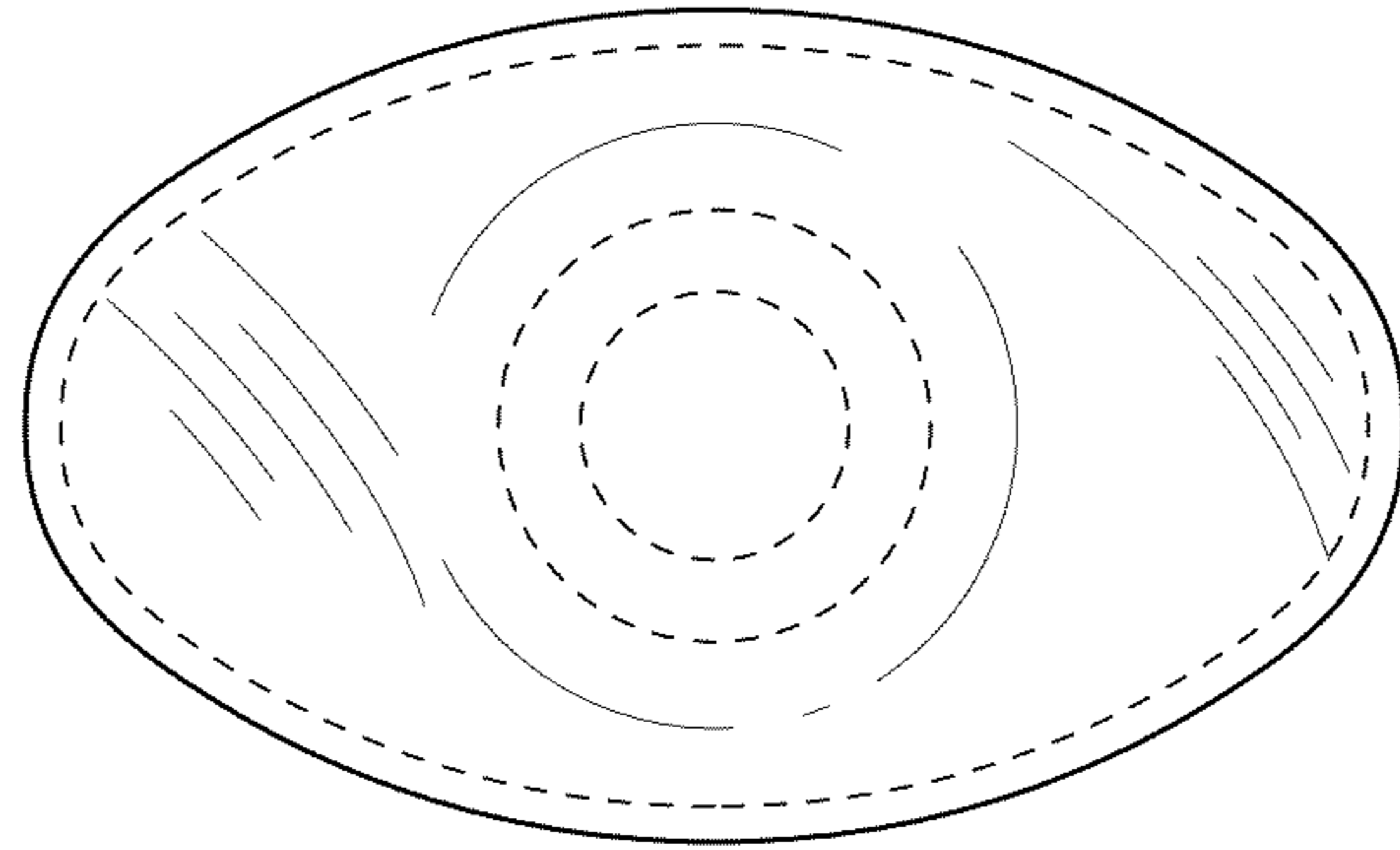


FIG. 4

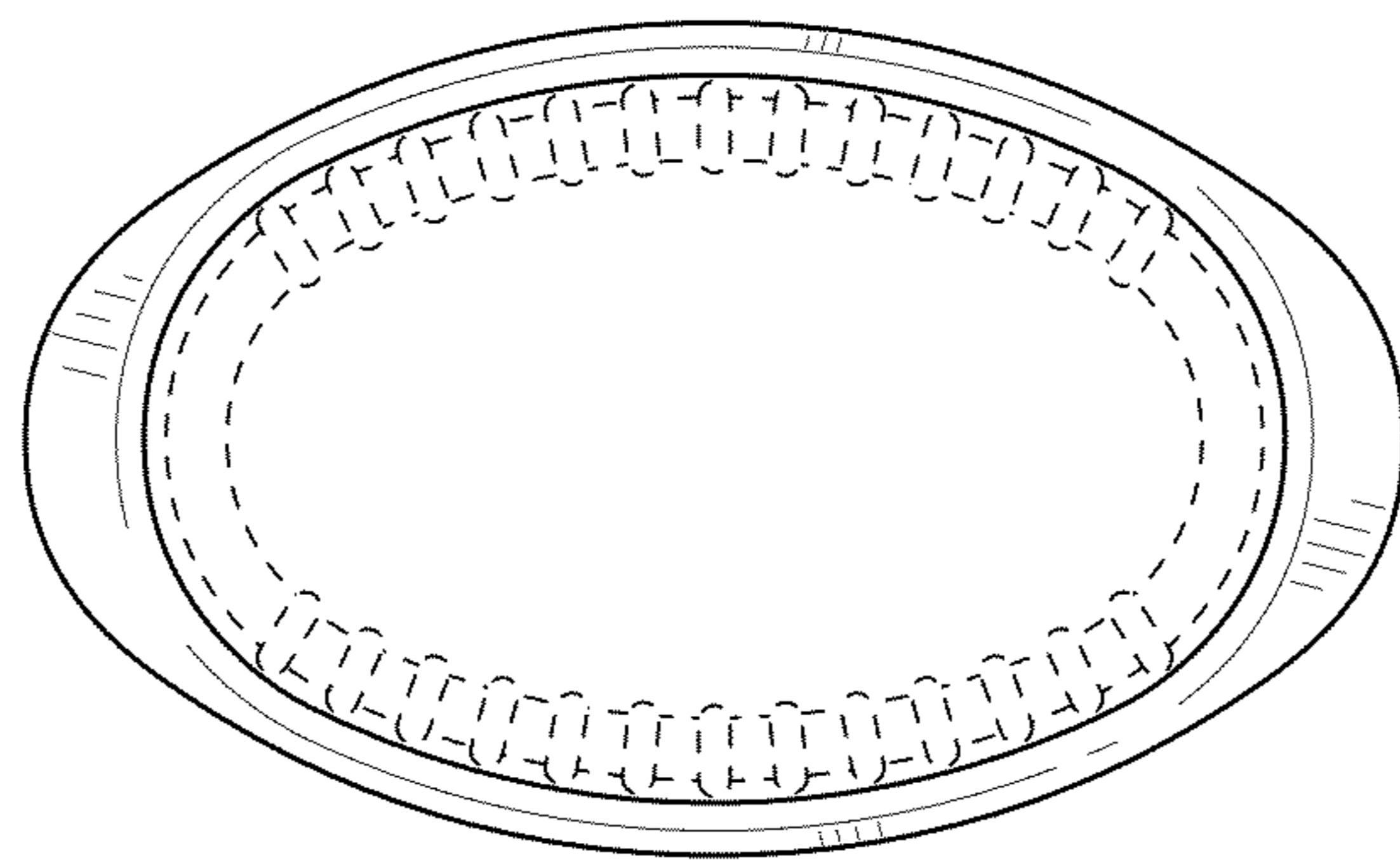


FIG. 5