



US00D720206S

(12) **United States Design Patent**
Brennan

(10) **Patent No.:** **US D720,206 S**

(45) **Date of Patent:** **** Dec. 30, 2014**

(54) **PIPE SUPPORT**

(71) Applicant: **Patrick Brennan**, Reading, PA (US)

(72) Inventor: **Patrick Brennan**, Reading, PA (US)

(**) Term: **14 Years**

(21) Appl. No.: **29/447,465**

(22) Filed: **Mar. 4, 2013**

(51) **LOC (10) Cl.** **08-05**

(52) **U.S. Cl.**
USPC **D8/380**

(58) **Field of Classification Search**
CPC E06B 2009/527; E06B 2003/7096;
E06B 3/9641; E06B 5/00; E04B 2002/7479;
E04B 2002/7483; A47B 2096/207; B25B
27/0092; E05D 15/0691; F16B 12/02
USPC D8/381, 280, 382, 354, 366, 353, 363,
D8/356, 373, 376, 377, 71, 106, 349, 355,
D8/396; 248/200, 243, 347, 251, 237, 235,
248/248, 249, 250, 300, 544, 588, 242, 314,
248/267, 265, 207; 108/152, 108, 137;
174/68.1, 73.1, 57, 48, 135; 52/687,
52/686, 506.07, 506.06, 426; D6/572,
D6/574, 555, 705.6, 566, 549; D25/121,
D25/164, 126, 61, 55, 48.2, 48.3, 48.7, 119;
211/134; 482/16, 32; 160/381, 371,
160/369; 16/225

See application file for complete search history.

(56) **References Cited**

U.S. PATENT DOCUMENTS

2,115,696 A 5/1938 Ashley
2,361,943 A * 11/1944 Issoglio et al. 174/135

4,930,733 A 6/1990 Logsdon
D387,978 S * 12/1997 McNally, Jr. D8/356
D406,749 S * 3/1999 Selk D8/356
6,076,778 A 6/2000 Brown
6,227,502 B1 * 5/2001 Derman 248/74.4
D443,192 S * 6/2001 Hopf D8/107
6,520,456 B1 2/2003 Neider et al.
D485,161 S * 1/2004 Hutchinson D8/383
6,682,025 B2 1/2004 Turner et al.
D537,332 S * 2/2007 Nagle D8/396
7,172,161 B2 2/2007 Rosemann et al.
H2203 H * 10/2007 Borchardt et al. D8/396
7,281,689 B1 10/2007 Johnston
D568,254 S * 5/2008 Patchett et al. D13/155
D589,634 S * 3/2009 Mattingly D25/138
D634,341 S * 3/2011 Luotoharju D15/135
D635,447 S * 4/2011 Henry D8/356
8,141,826 B1 3/2012 Gallardo et al.
2010/0108825 A1 * 5/2010 Brock 248/73

* cited by examiner

Primary Examiner — Robert M Spear

Assistant Examiner — Eliza Bennett-Hattan

(74) *Attorney, Agent, or Firm* — Robert C. Montgomery;
Montgomery Patent & Design

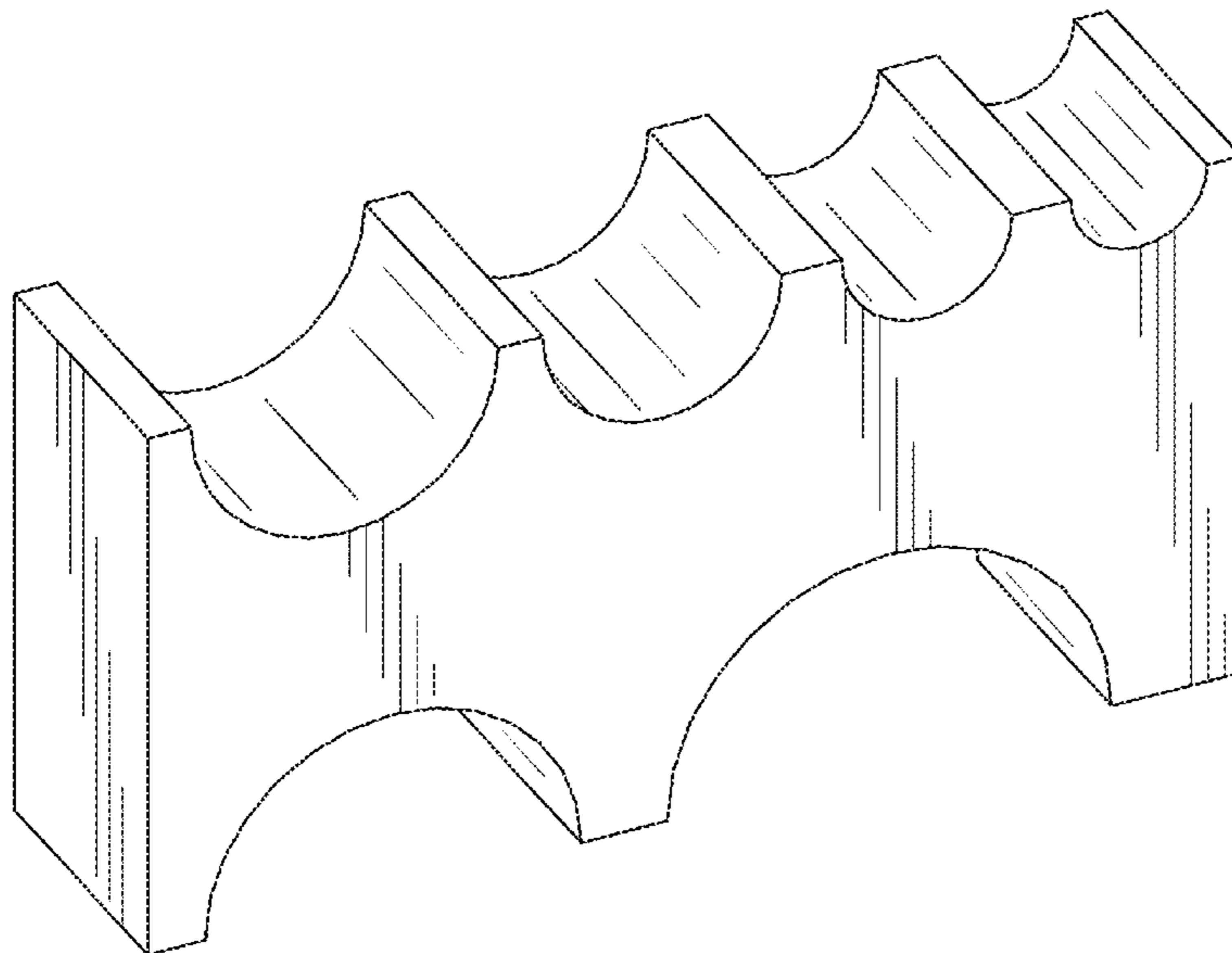
(57) **CLAIM**

The ornamental design for a pipe support, as shown and described.

DESCRIPTION

FIG. 1 is an isometric view of a pipe support;
FIG. 2 is a front view thereof;
FIG. 3 is a rear view thereof;
FIG. 4 is a left-hand side view thereof, wherein a right-hand side view is a mirror image of the left-hand side view;
FIG. 5 is a top view thereof; and,
FIG. 6 is a bottom view thereof.

1 Claim, 6 Drawing Sheets



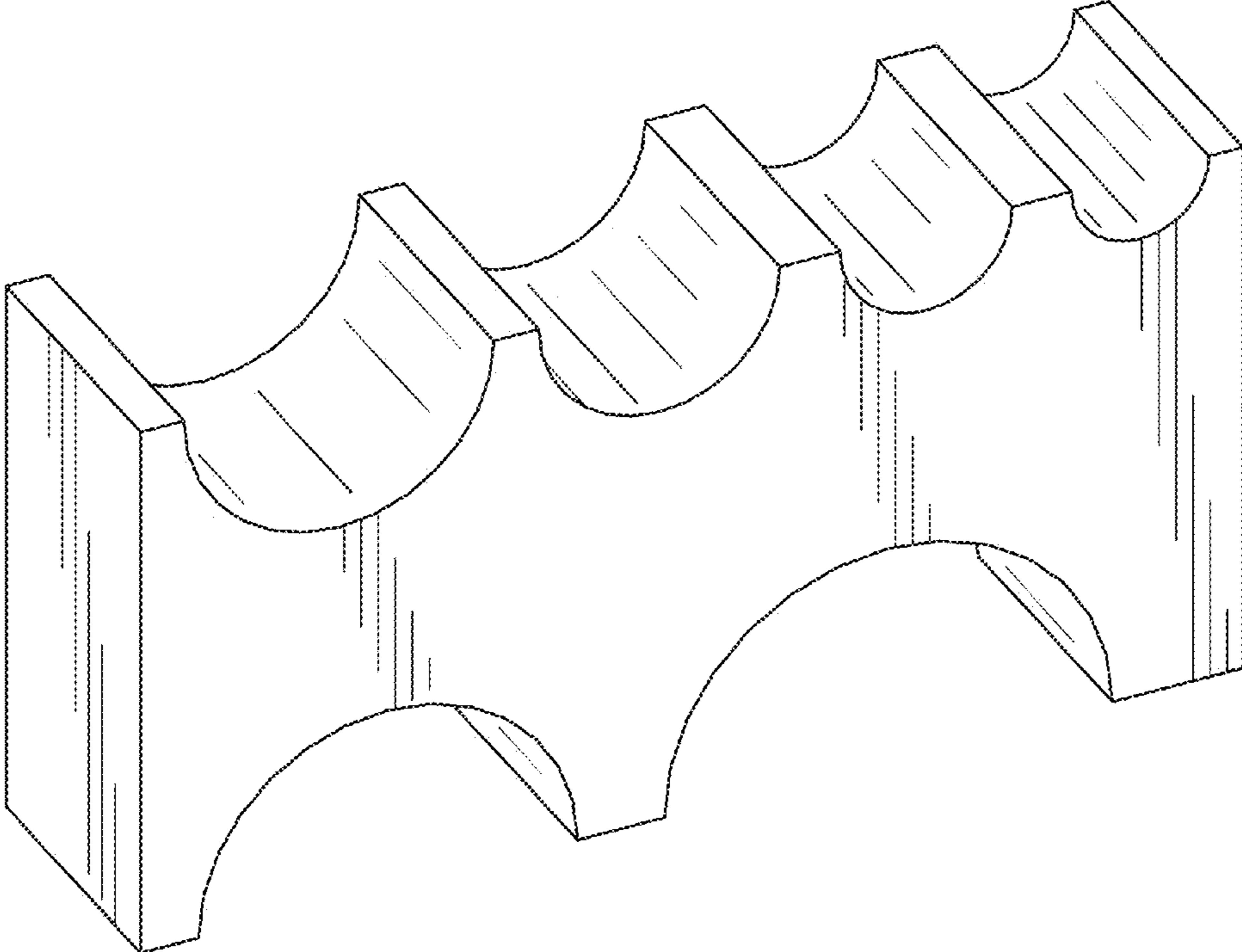


Fig. 1

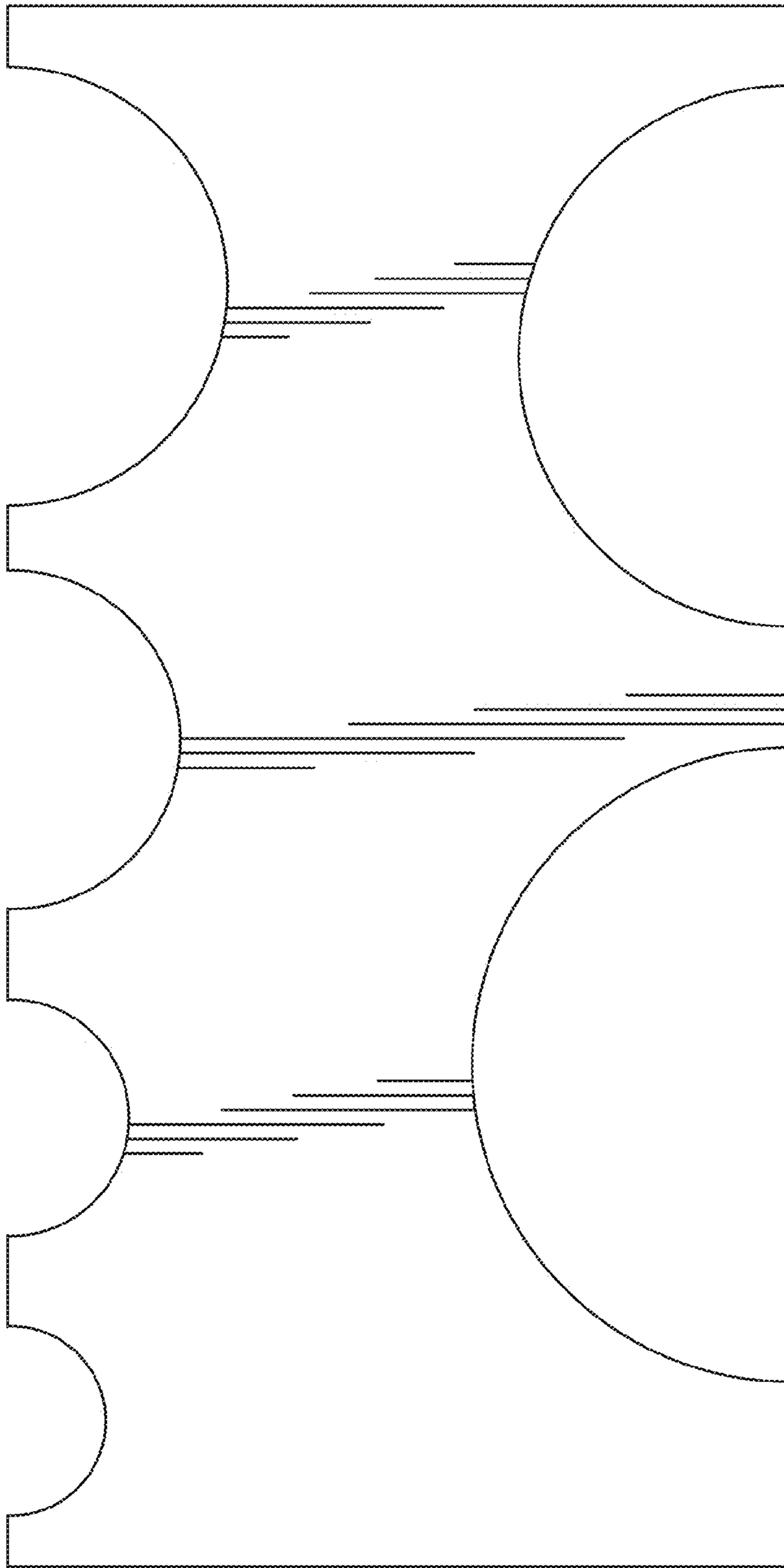


Fig. 2

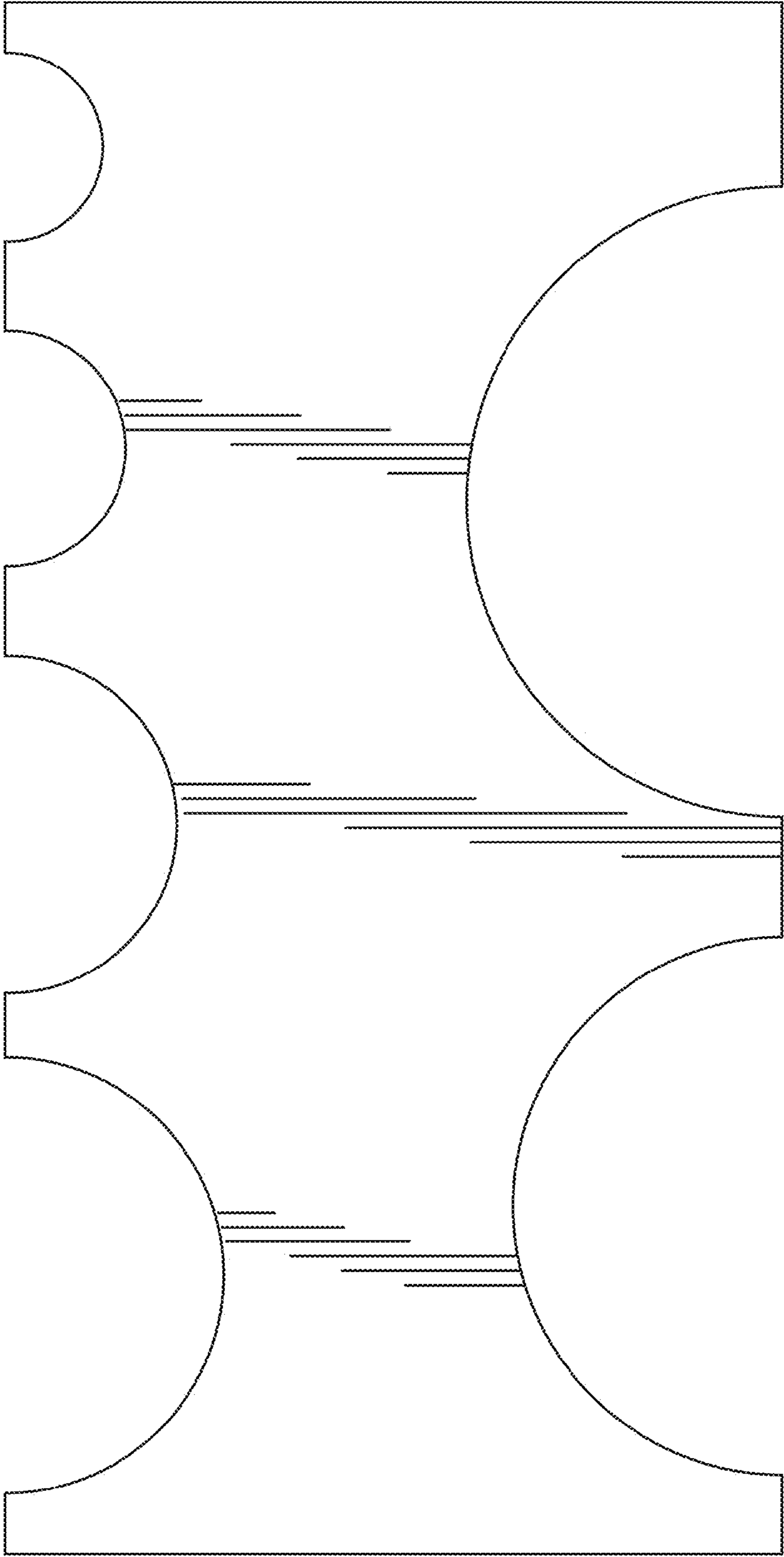


Fig. 3




Fig. 4

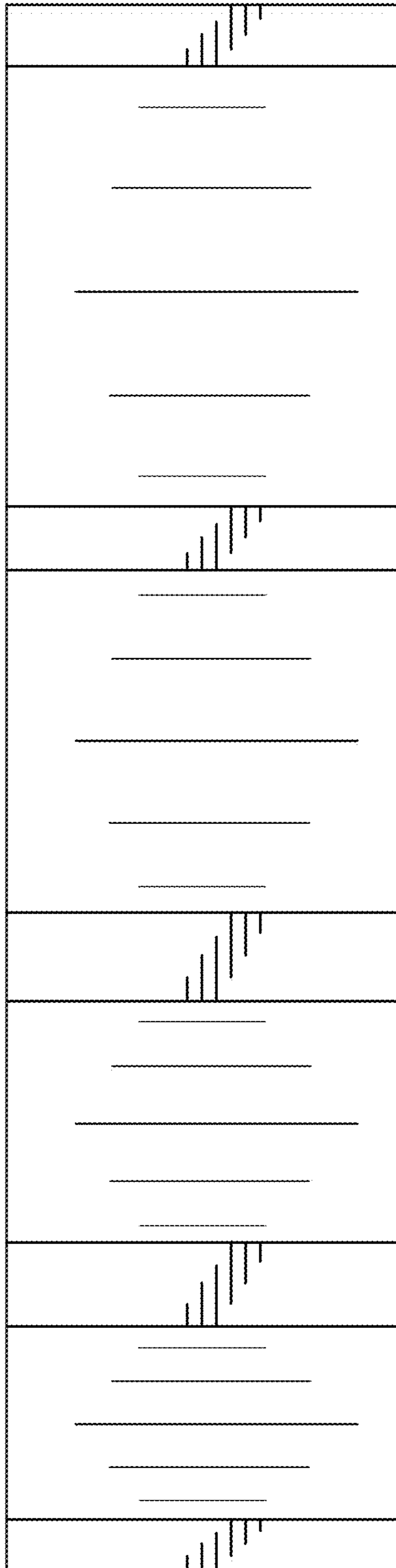


Fig. 5

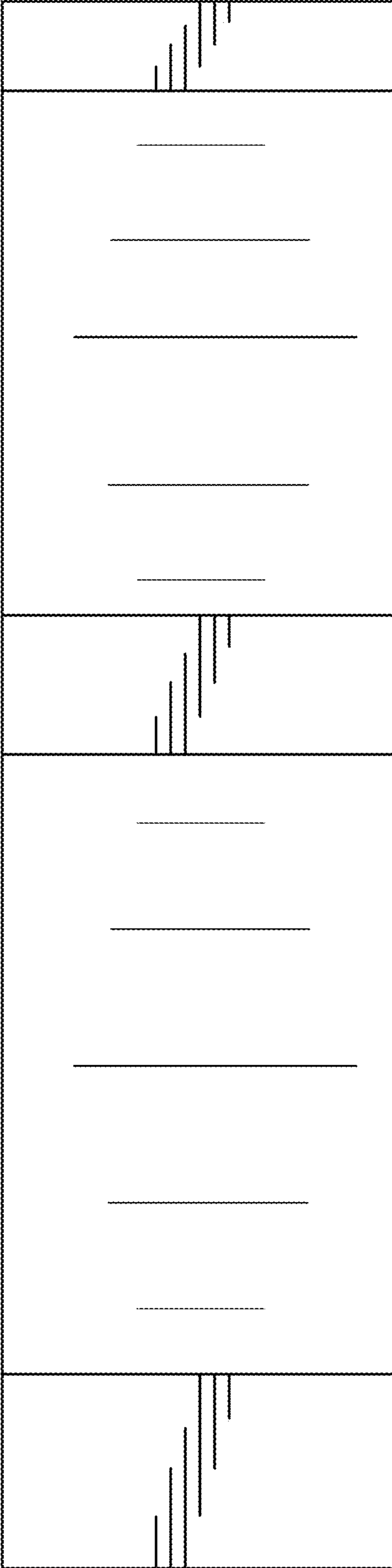


Fig. 6