



US00D720195S

(12) **United States Design Patent**
Ethington et al.

(10) **Patent No.:** **US D720,195 S**

(45) **Date of Patent:** **** Dec. 30, 2014**

(54) **RAKE**

(56) **References Cited**

(71) Applicants: **Lyle K. Ethington**, Granite Bay, CA
(US); **Hossein Monajjem**, Fort Collins,
CO (US); **Kelly Lee Hazzard**, Fort
Collins, CO (US)

U.S. PATENT DOCUMENTS

1,055,224	A *	3/1913	Proctor	56/400.07
2,065,830	A *	12/1936	Sherman	56/400.07
3,264,809	A *	8/1966	Jackson	56/400.12
4,018,038	A *	4/1977	Sipe	56/400.12
4,991,386	A *	2/1991	Dirksen	56/400.12
6,357,809	B1 *	3/2002	Gregoire, Sr.	294/104
D506,112	S *	6/2005	Roberson et al.	D8/13
D543,806	S *	6/2007	Ethington	D8/10
D562,650	S *	2/2008	Thornton et al.	D8/13

(72) Inventors: **Lyle K. Ethington**, Granite Bay, CA
(US); **Hossein Monajjem**, Fort Collins,
CO (US); **Kelly Lee Hazzard**, Fort
Collins, CO (US)

* cited by examiner

(73) Assignee: **R & R Group, LLC**, Granite Bay, CA
(US)

Primary Examiner — Sheryl Lane

(74) *Attorney, Agent, or Firm* — Audrey A. Millermann;
Weintraub Tobin, et al.

(**) Term: **14 Years**

(57) **CLAIM**

The ornamental design for a rake, as shown and described.

(21) Appl. No.: **29/475,636**

DESCRIPTION

(22) Filed: **Dec. 4, 2013**

(51) **LOC (10) Cl.** **08-01**

(52) **U.S. Cl.**
USPC **D8/13**

(58) **Field of Classification Search**
USPC D8/13, 14; 56/400.1, 400.17, 400.12,
56/400.07; 7/115; 294/49, 55.5, 50.8

FIG. 1 is a perspective view of a rake, showing our new design.

FIG. 2 is a bottom view thereof.

FIG. 3 is a top view thereof.

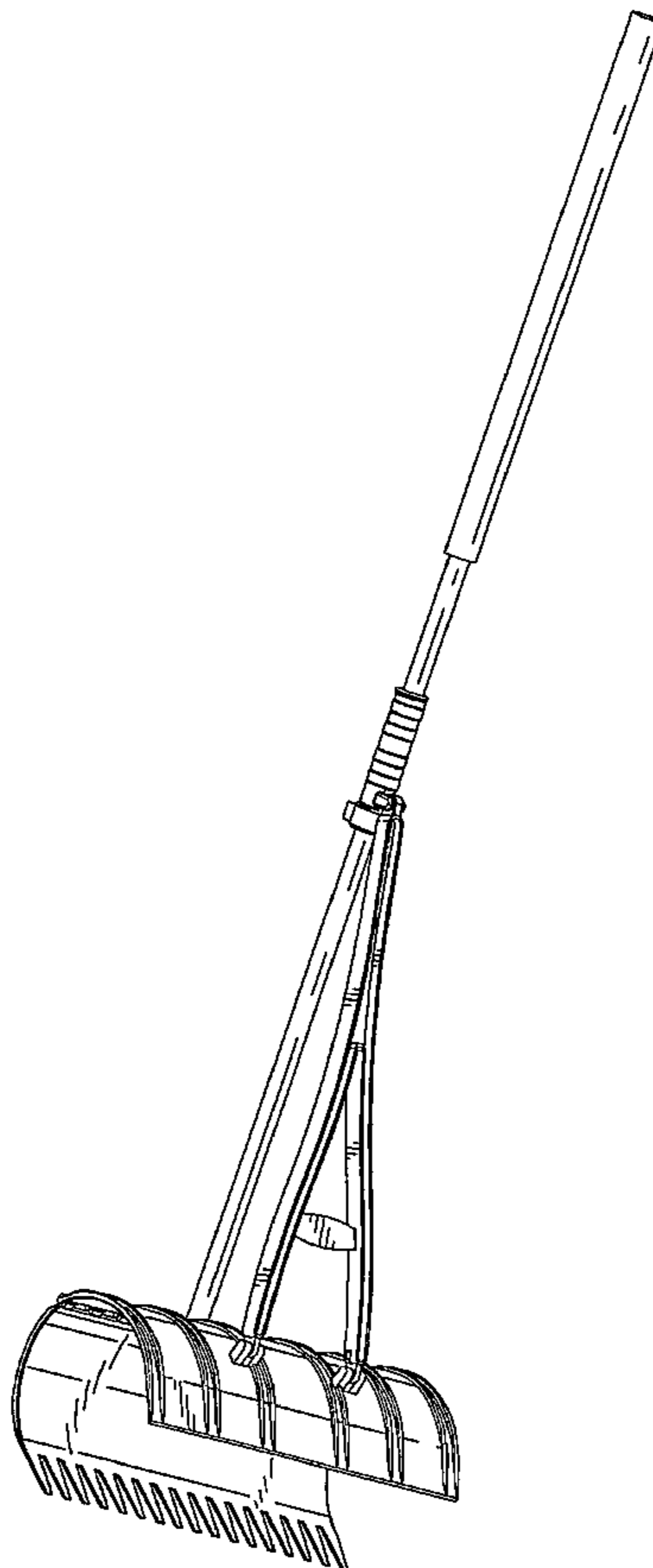
FIG. 4 is a back view thereof.

FIG. 5 is a right side view thereof; and,

FIG. 6 is a front view thereof.

See application file for complete search history.

1 Claim, 3 Drawing Sheets



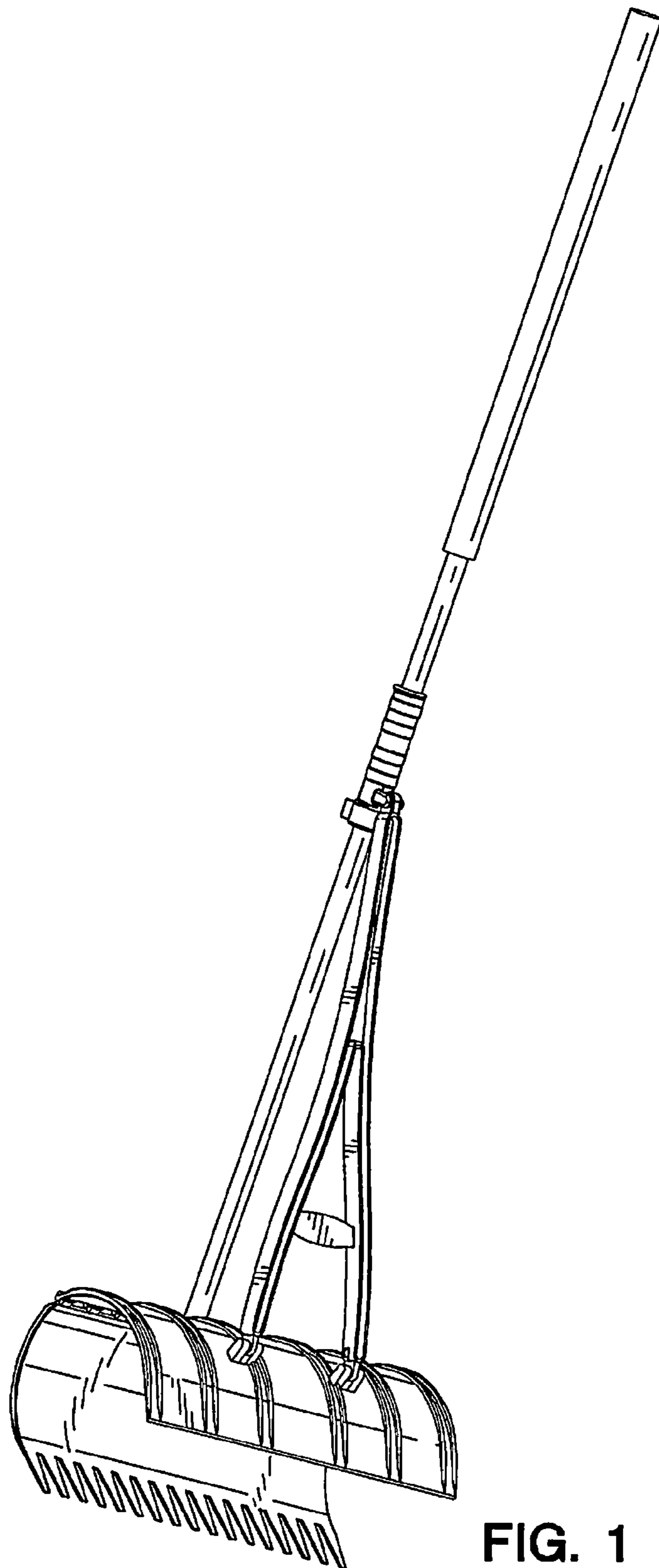


FIG. 1

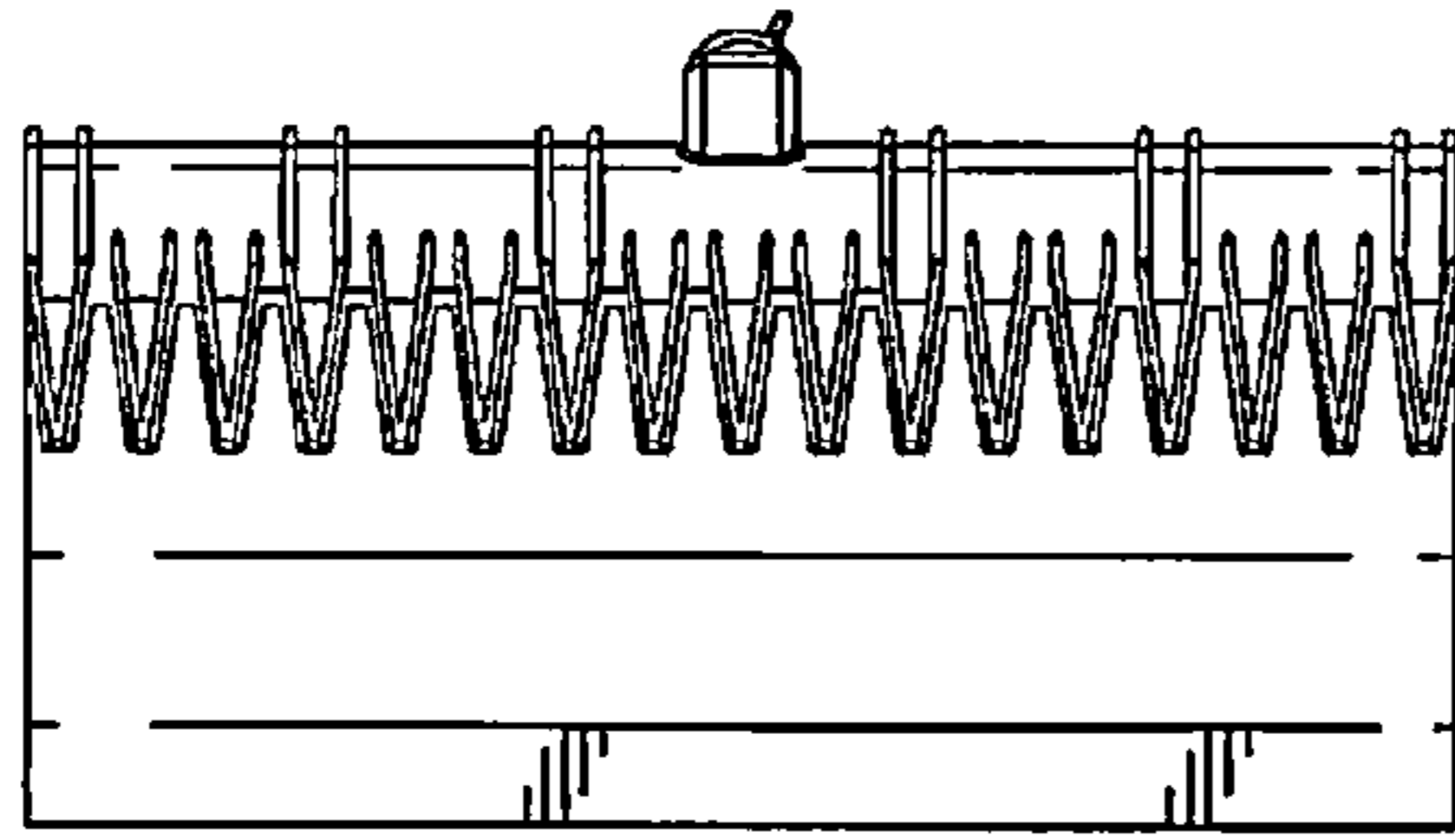


FIG. 2

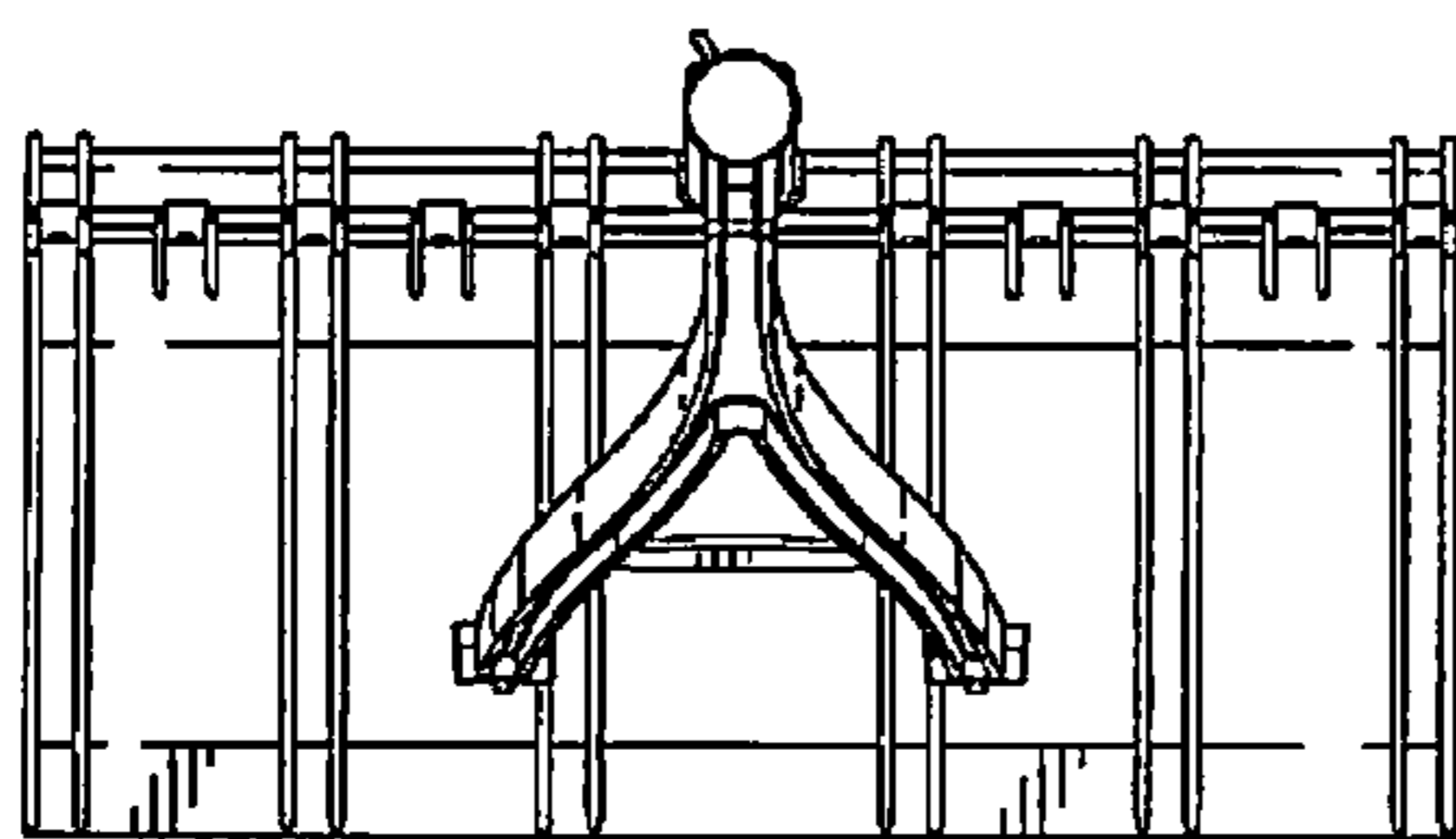


FIG. 3

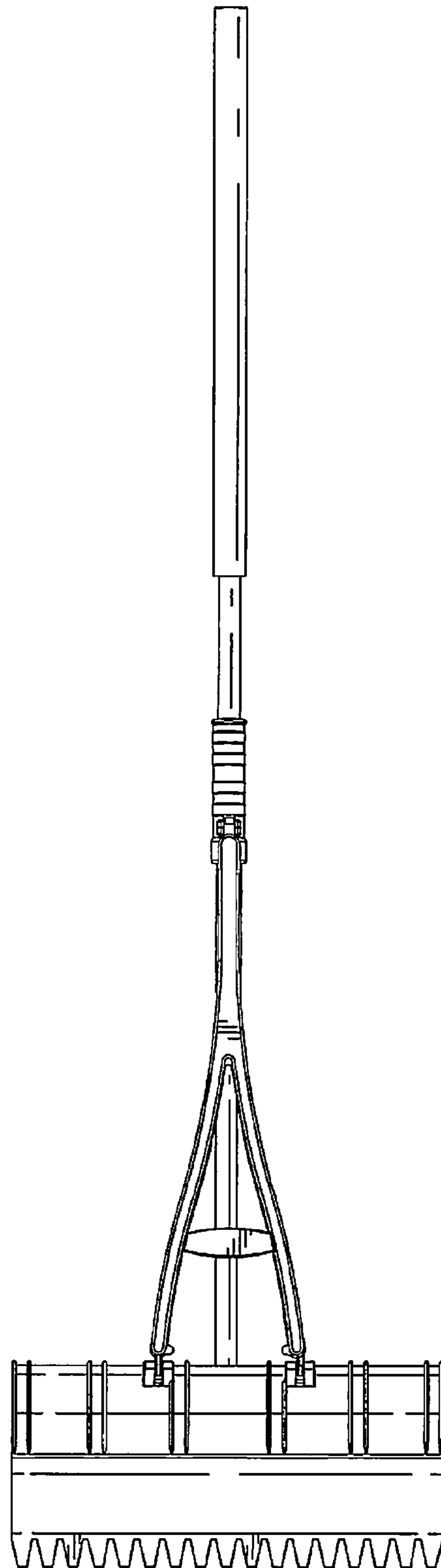


FIG. 4

