



US00D720177S

(12) **United States Design Patent**
Genatossio

(10) **Patent No.:** **US D720,177 S**

(45) **Date of Patent:** **** Dec. 30, 2014**

(54) **COOKING POT**

(71) Applicant: **Le Creuset SAS**, Fresnoy-le-Grand (FR)

(72) Inventor: **Louis F. Genatossio**, Shrewsbury, MA (US)

(73) Assignee: **Le Creuset SAS**, Fresnoy-le-Grand (FR)

(**) Term: **14 Years**

(21) Appl. No.: **29/471,096**

(22) Filed: **Oct. 28, 2013**

(51) **LOC (10) Cl.** **07-02**

(52) **U.S. Cl.**
USPC **D7/361; D7/354; D7/360**

(58) **Field of Classification Search**
CPC A47G 19/12; A47J 27/00; A47J 27/002;
A47J 27/08; A47J 27/21; A47J 27/58; A47J
36/025; A47J 36/06; A47J 36/12; A47J 37/00;
A47J 37/10; A47J 37/101; A47J 37/103;
A47J 37/12; A47J 37/1204; A47J 45/061;
A47J 45/071; A47J 45/08; H05B 6/12
USPC D7/354-361, 391, 393-395, 323;
99/339, 403, 425-426, 444-445, 324;
126/373.1, 383.1-384.1, 390.1;
219/620-622; 220/573.1-573.5,
220/752-753, 755-759, 912; 222/465.1,
222/470, 475.1

See application file for complete search history.

(56) **References Cited**

U.S. PATENT DOCUMENTS

D480,262 S * 10/2003 Smekh D7/360
D482,233 S * 11/2003 Rae D7/393

D496,219 S * 9/2004 Rae D7/395
D497,513 S * 10/2004 Rae D7/394
D534,031 S * 12/2006 Roussard D7/358
D543,772 S * 6/2007 Roussard D7/358
D581,721 S * 12/2008 Rae D7/360
D587,519 S * 3/2009 Cheng et al. D7/360
D621,652 S * 8/2010 Dodane D7/354
D631,281 S * 1/2011 Bodum D7/354
D637,861 S * 5/2011 Degnan D7/360
D664,390 S * 7/2012 Shen D7/395
D677,515 S * 3/2013 Cloutier D7/361

* cited by examiner

Primary Examiner — Ricky Pham

(74) *Attorney, Agent, or Firm* — Gary L. Bush; Andrews Kurth LLP

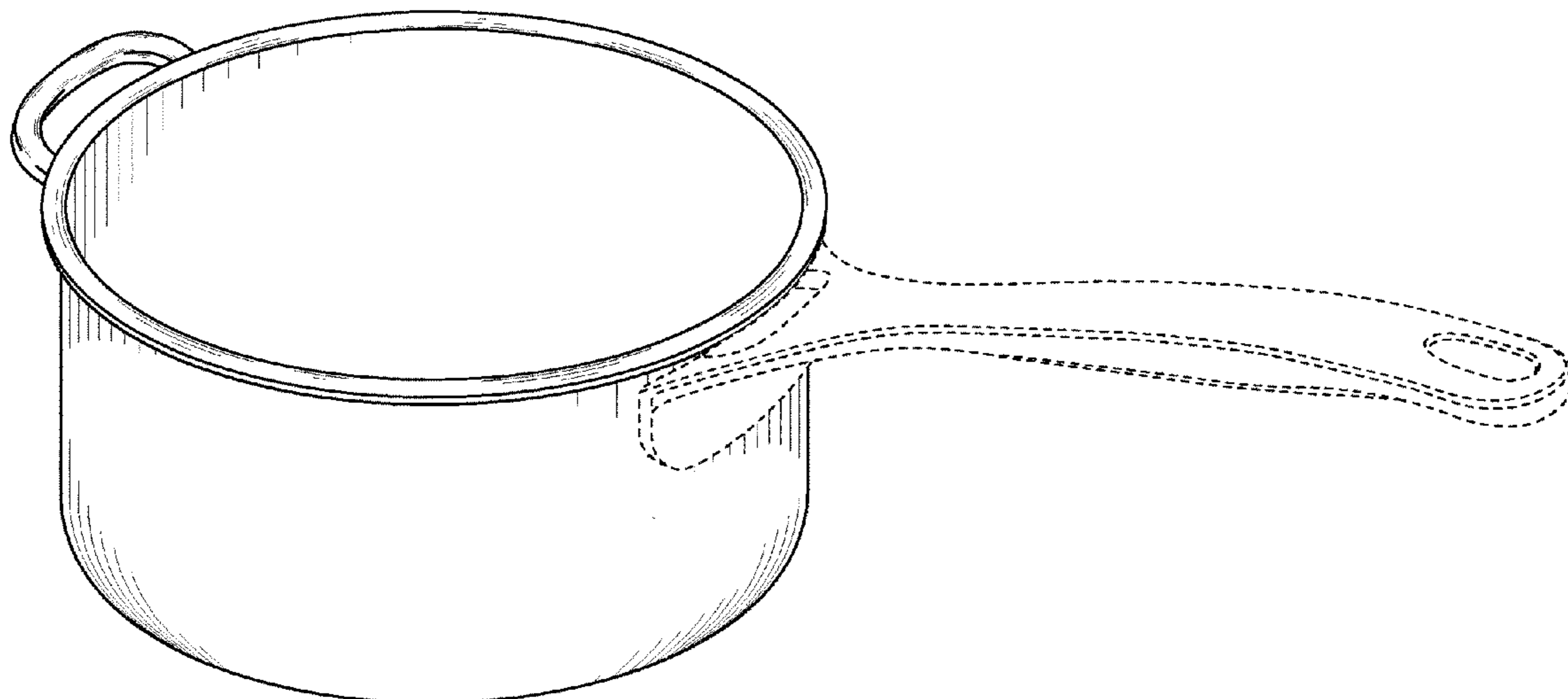
(57) **CLAIM**

The ornamental design for a cooking pot, as shown and described.

DESCRIPTION

FIG. 1 is a perspective view of the cooking pot showing my new design;
FIG. 2 is a top view of the cooking pot of my new design.
FIG. 3 is a side view of the cooking pot of my new design.
FIG. 4 is a front end view of the cooking pot of my new design showing a portion of the handle extending from the front of the pot; and,
FIG. 5 is an end view of the rear of the cooking pot of my new design.
The broken lines in FIGS. 1, 2, 3, 4, and 5, showing a handle connected to the pot, are for illustrative purposes only, and form no part of the claimed design.

1 Claim, 3 Drawing Sheets



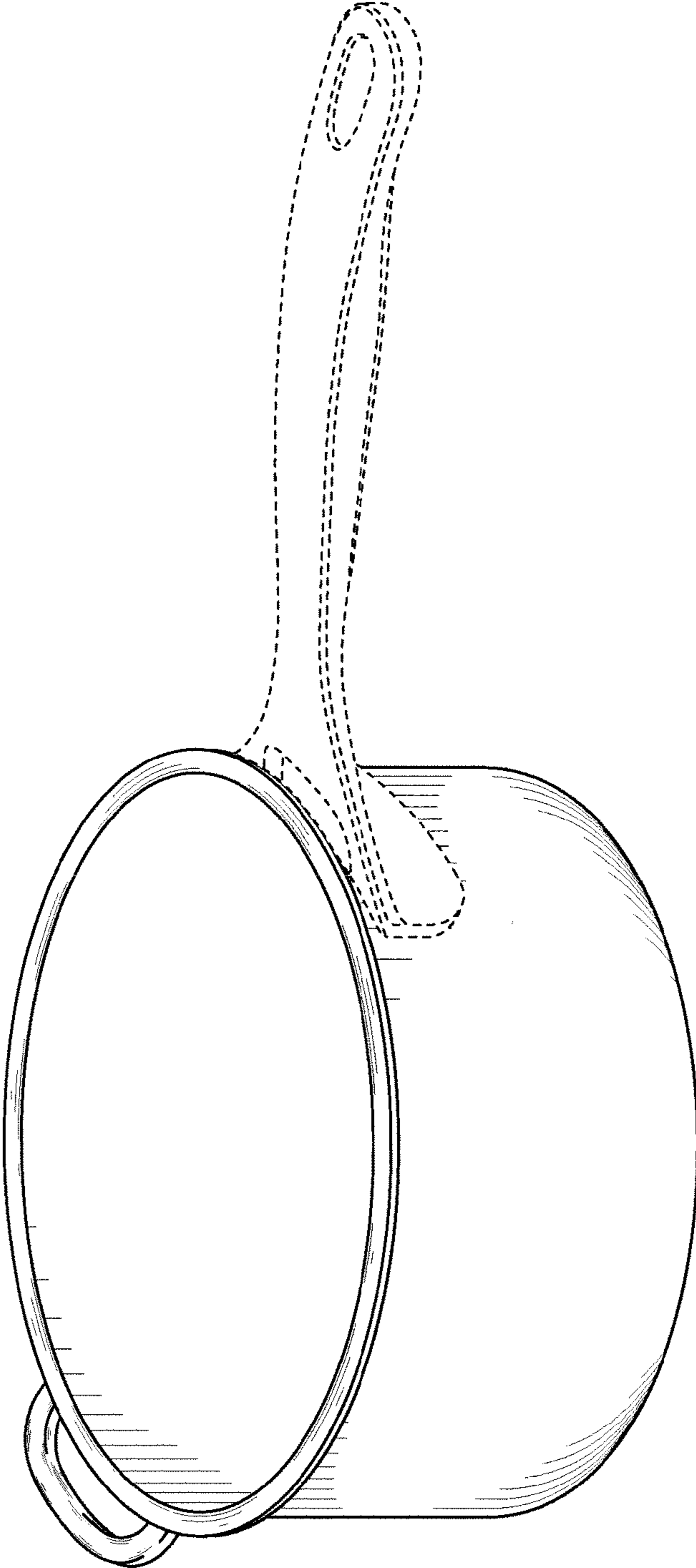


FIG. 1

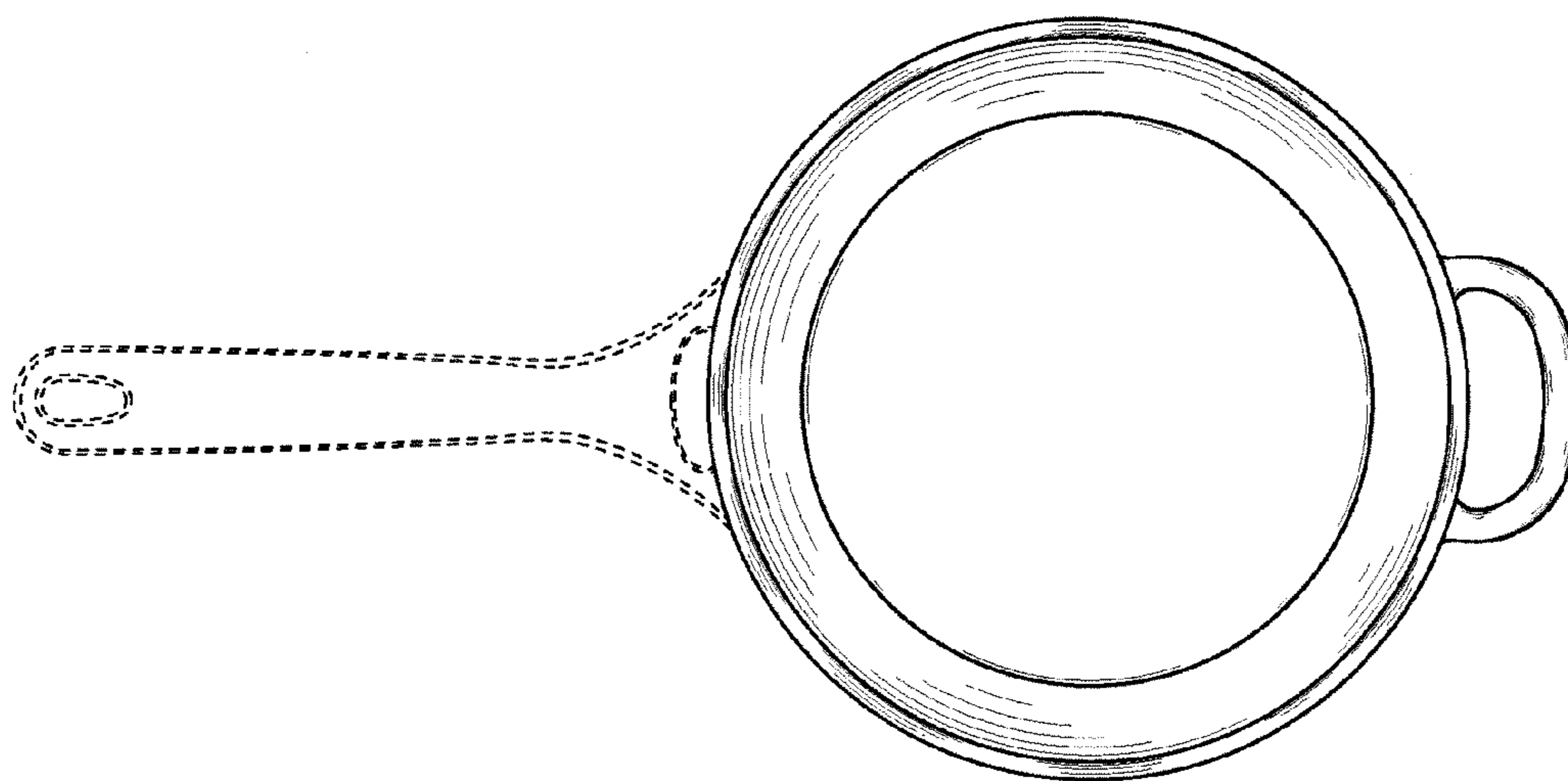


FIG. 2

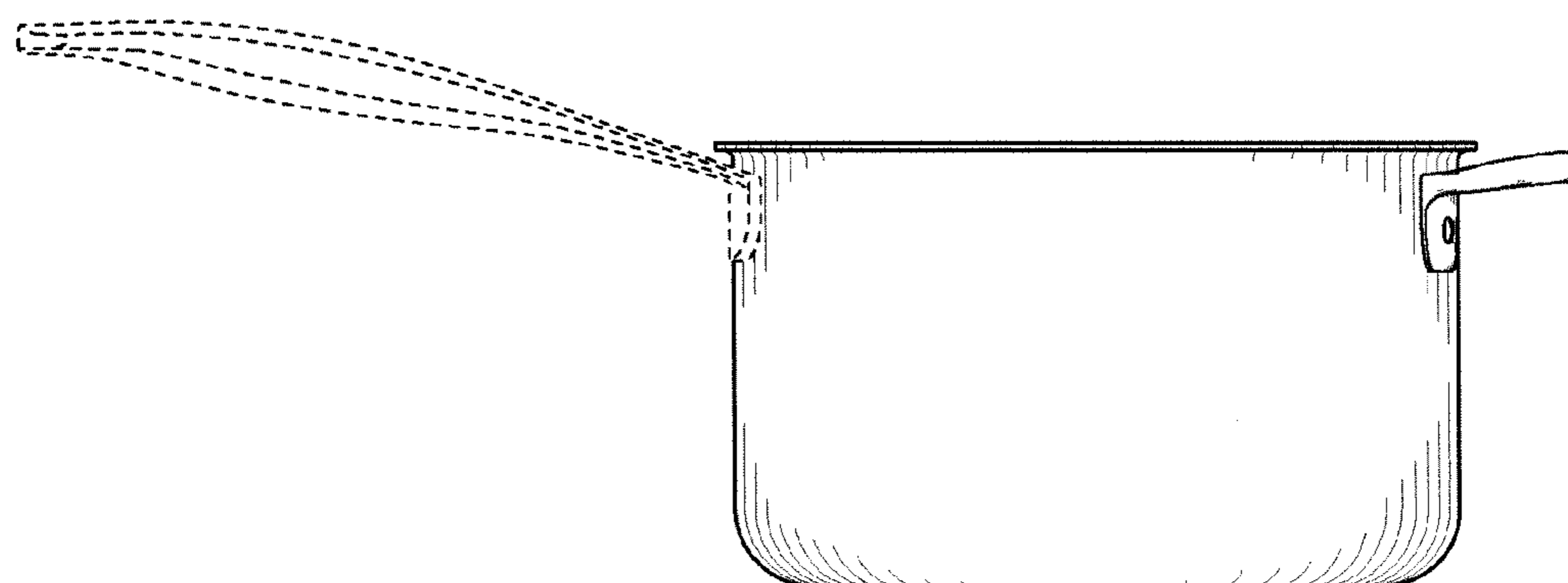


FIG. 3

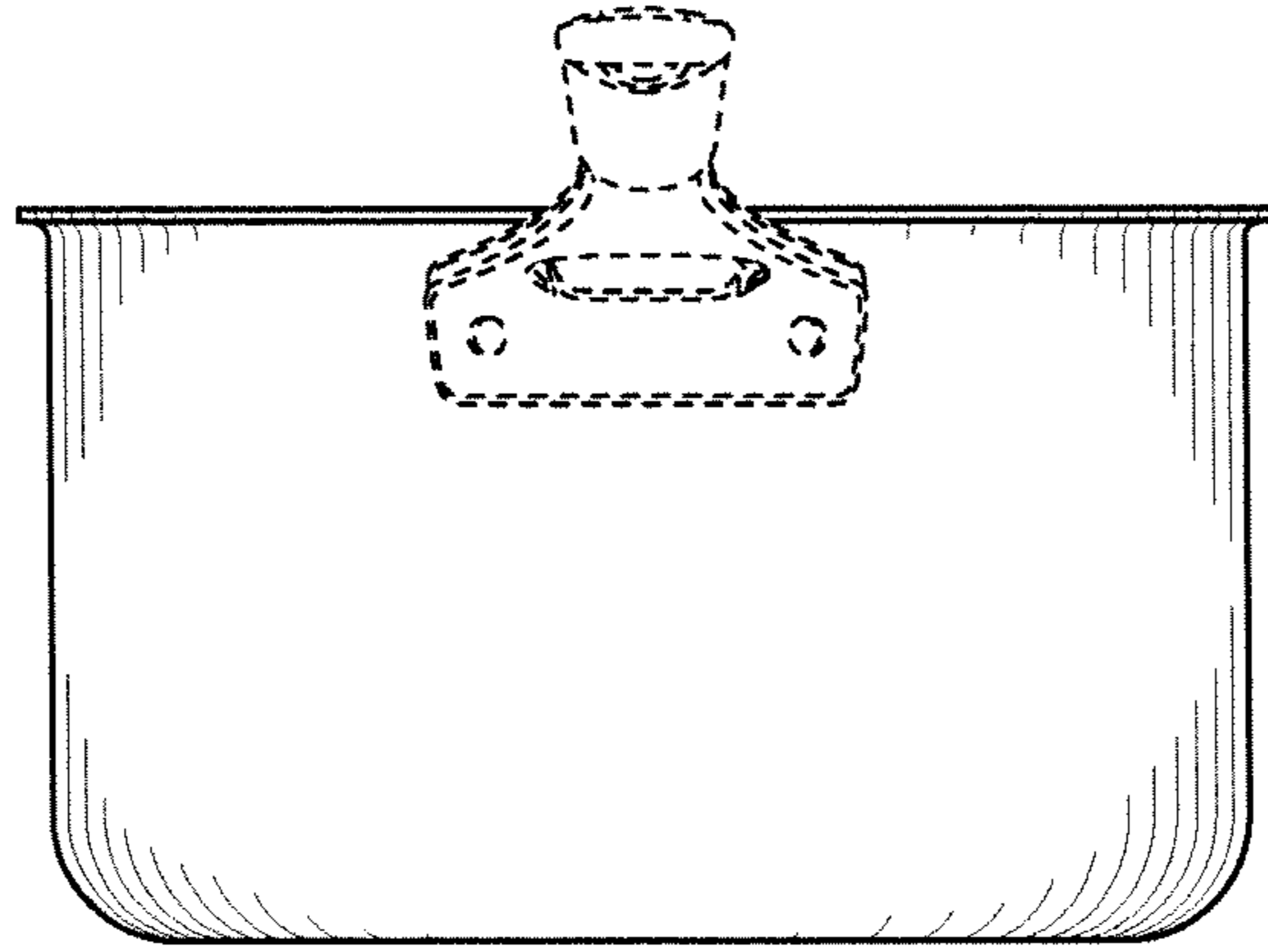


FIG. 4

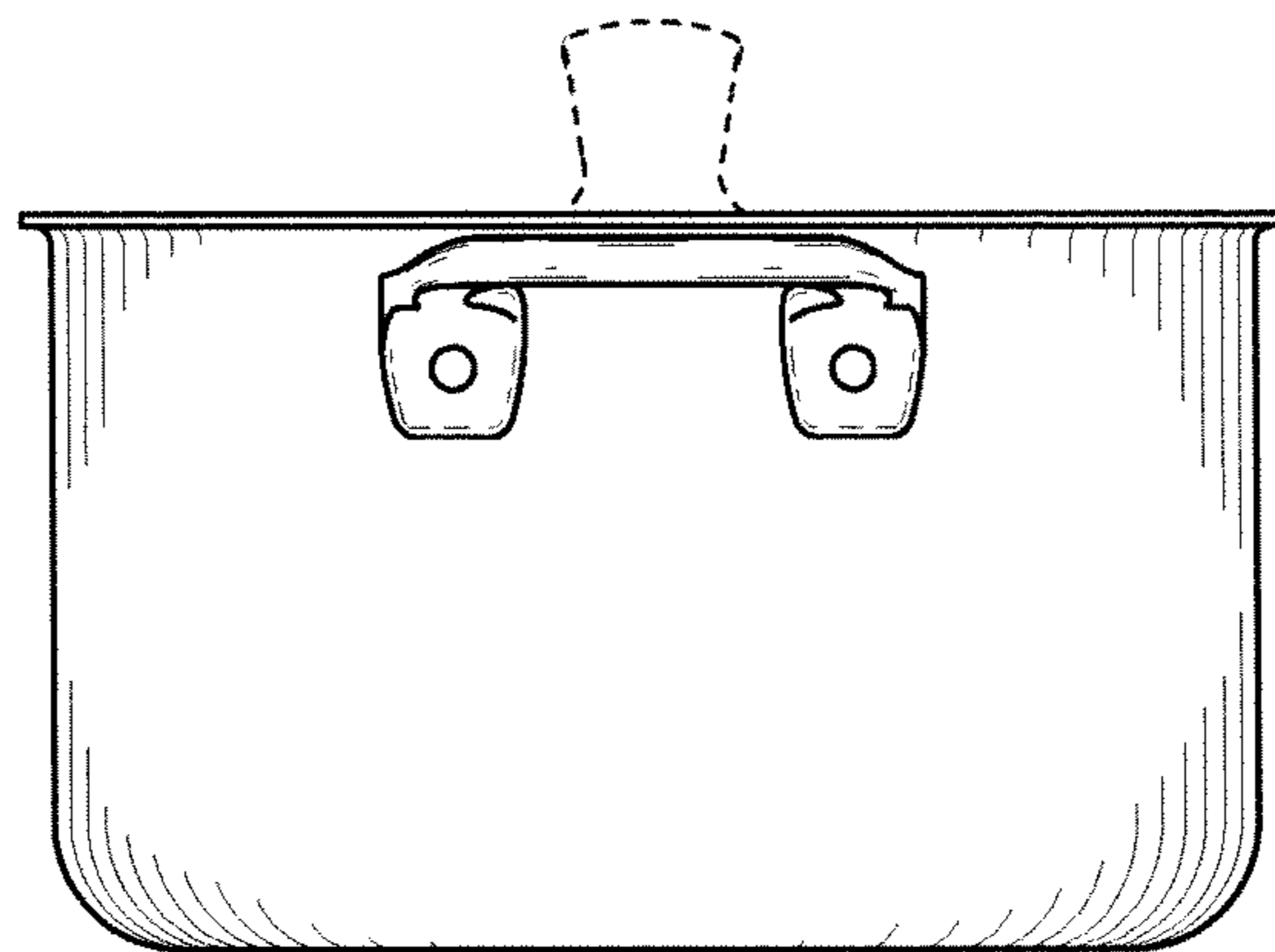


FIG. 5