



US00D720168S

(12) **United States Design Patent**
Gerard

(10) **Patent No.:** **US D720,168 S**
(45) **Date of Patent:** **** Dec. 30, 2014**

(54) **FURNITURE**

(71) Applicant: **Anova Furnishings, Inc.**, St. Louis, MO
(US)

(72) Inventor: **Justin Gerard**, Lebanon, IL (US)

(73) Assignee: **Anova Furnishings, Inc.**, St. Louis, MO
(US)

(**) Term: **14 Years**

(21) Appl. No.: **29/481,831**

(22) Filed: **Feb. 11, 2014**

(51) **LOC (10) Cl.** **06-01**

(52) **U.S. Cl.**

USPC **D6/707.2**

(58) **Field of Classification Search**

CPC A47C 17/00; A47C 17/02; A47C 17/12;
A47C 17/18; A47C 7/021; A47C 31/00;
A47C 3/16

USPC D6/334, 335, 336, 379, 381, 369, 349,
D6/707.2, 708; 297/94, 118, 232, 445.1,
297/448.1, DIG. 7

See application file for complete search history.

(56) **References Cited**

U.S. PATENT DOCUMENTS

D194,038 S * 11/1962 Preston D6/337
D244,409 S * 5/1977 Arnold D6/337
D369,913 S * 5/1996 Noll D6/337

D413,734 S * 9/1999 Bue D6/337
D439,060 S * 3/2001 Larsen D6/337
D478,732 S * 8/2003 Pajerski et al. D6/337
D479,406 S * 9/2003 Pajerski et al. D6/337
D479,773 S * 9/2003 Pajerski et al. D6/337
D542,061 S * 5/2007 Green et al. D6/499
D548,471 S * 8/2007 Ford et al. D6/337
D604,520 S * 11/2009 Wegman D6/338
D604,521 S * 11/2009 Wegman D6/338
D604,522 S * 11/2009 Wegman D6/338
D604,523 S * 11/2009 Wegman D6/338
D687,232 S * 8/2013 Skalka D6/337
D697,351 S * 1/2014 Skalka D6/716.1

* cited by examiner

Primary Examiner — Sandra Snapp

(74) *Attorney, Agent, or Firm* — Lewis, Rice & Fingersh,
L.C.

(57) **CLAIM**

The ornamental design for furniture, as shown and described.

DESCRIPTION

FIG. 1 provides a front perspective view of furniture.

FIG. 2 provides a front view of furniture.

FIG. 3 provides a rear view of furniture.

FIG. 4 provides a left side view of furniture.

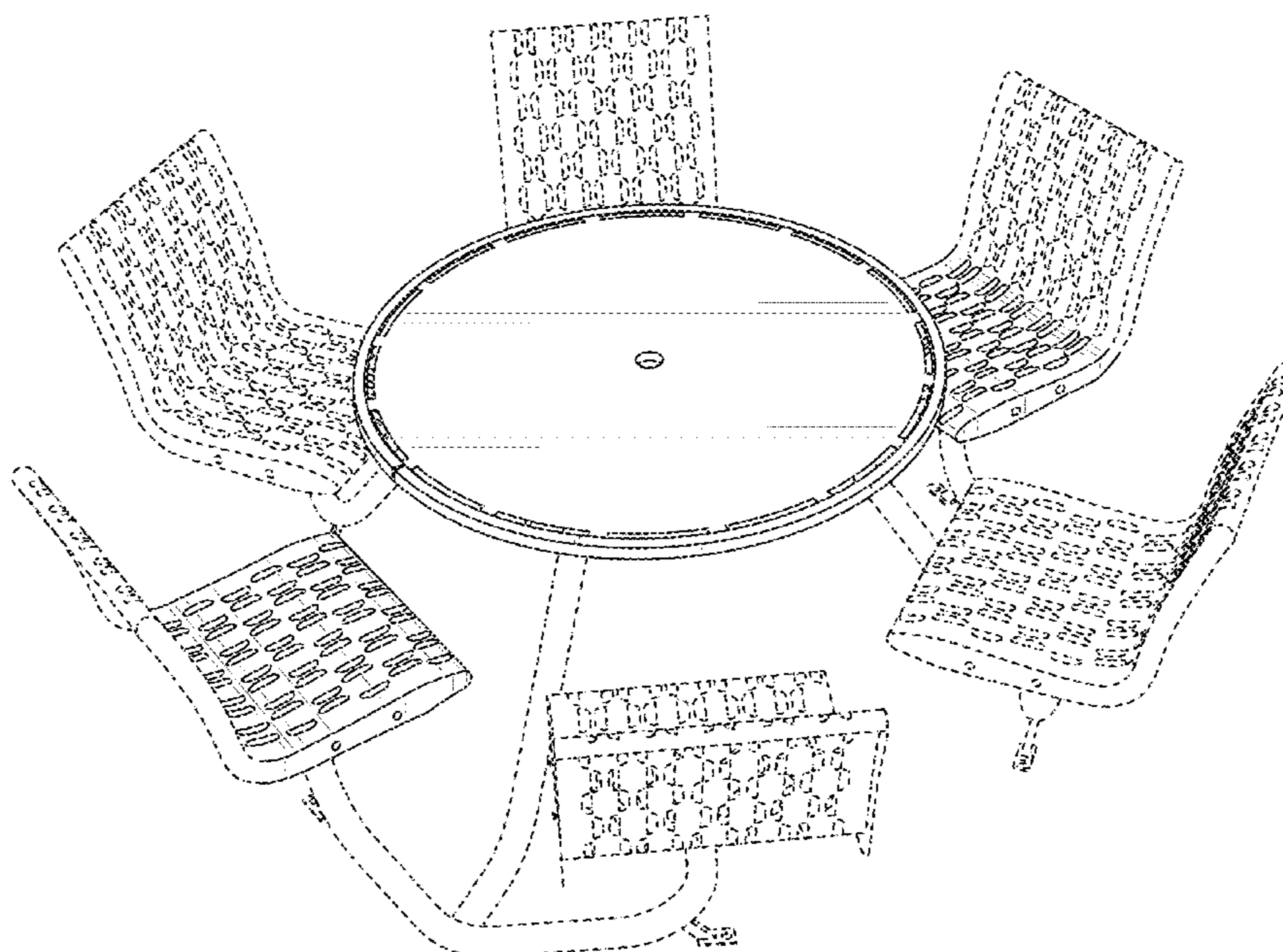
FIG. 5 provides a right side view of furniture.

FIG. 6 provides a top view of furniture; and,

FIG. 7 provides a bottom view of furniture.

The broken lines showing additional chairs, structural supports, and seat backs are for illustrative purposes only and form no part of the invention.

1 Claim, 7 Drawing Sheets



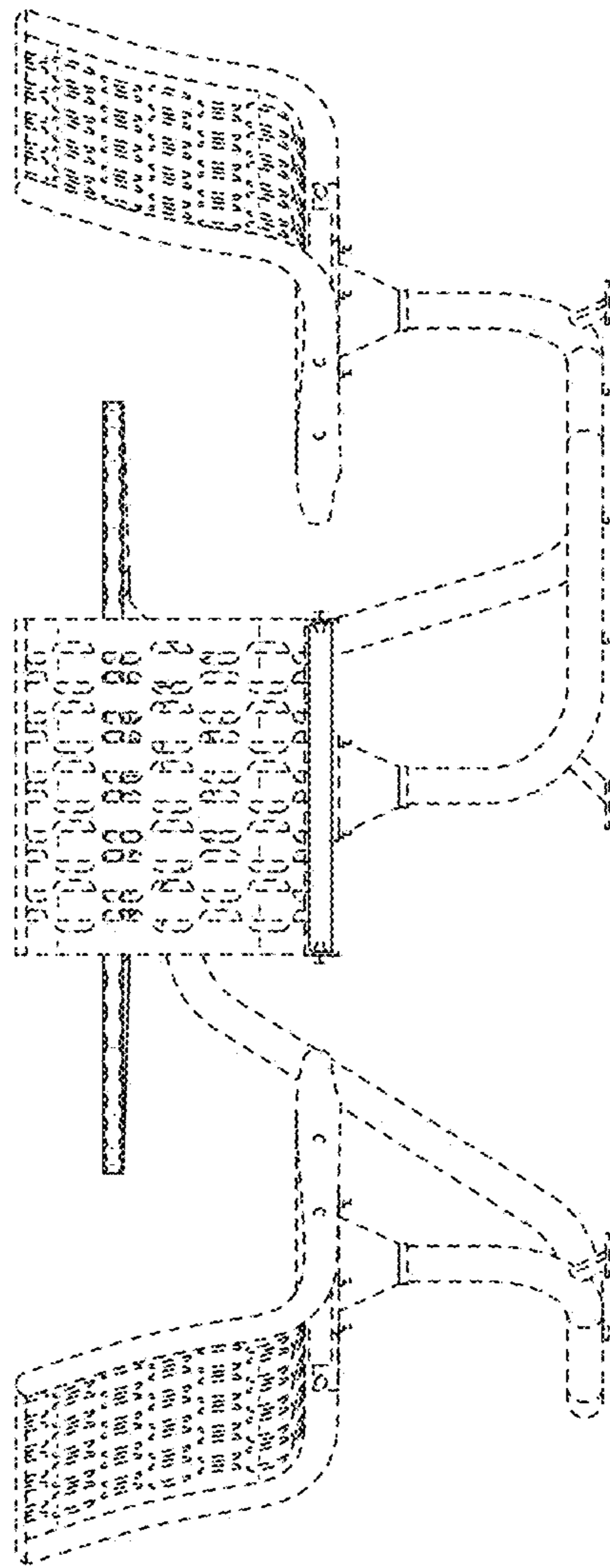


FIG. 2

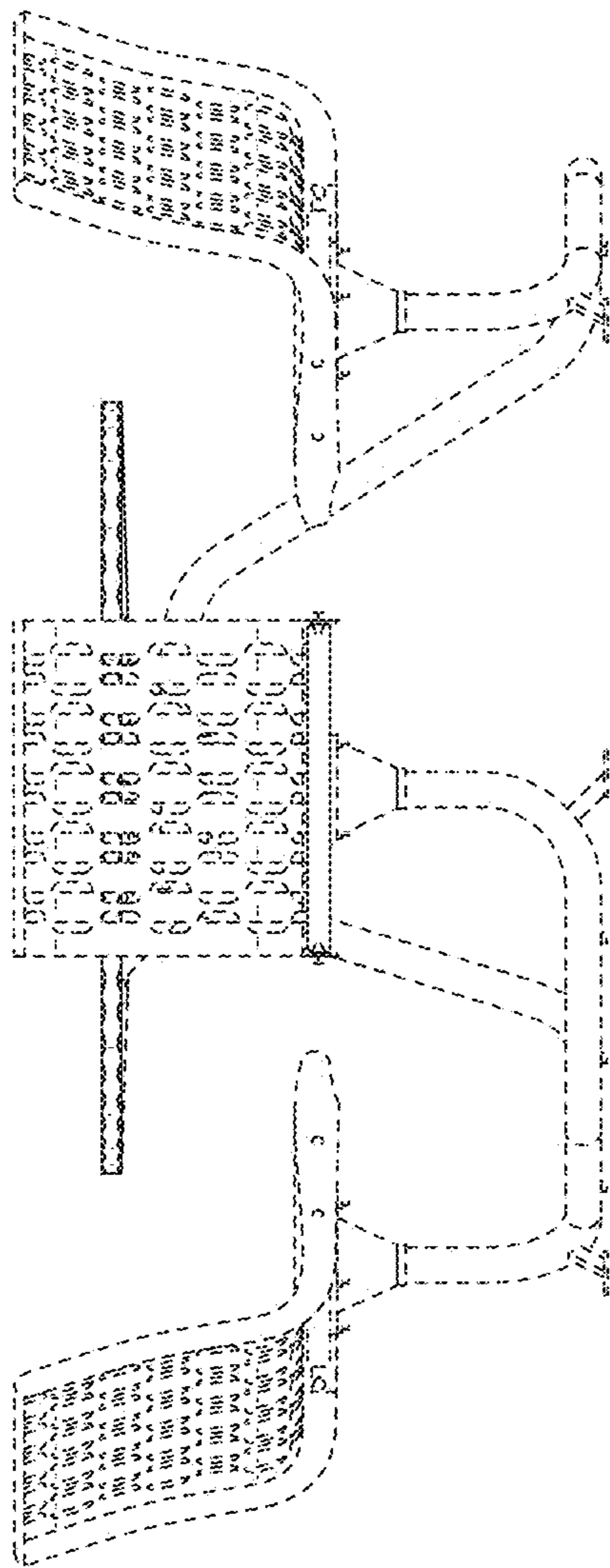


FIG. 3

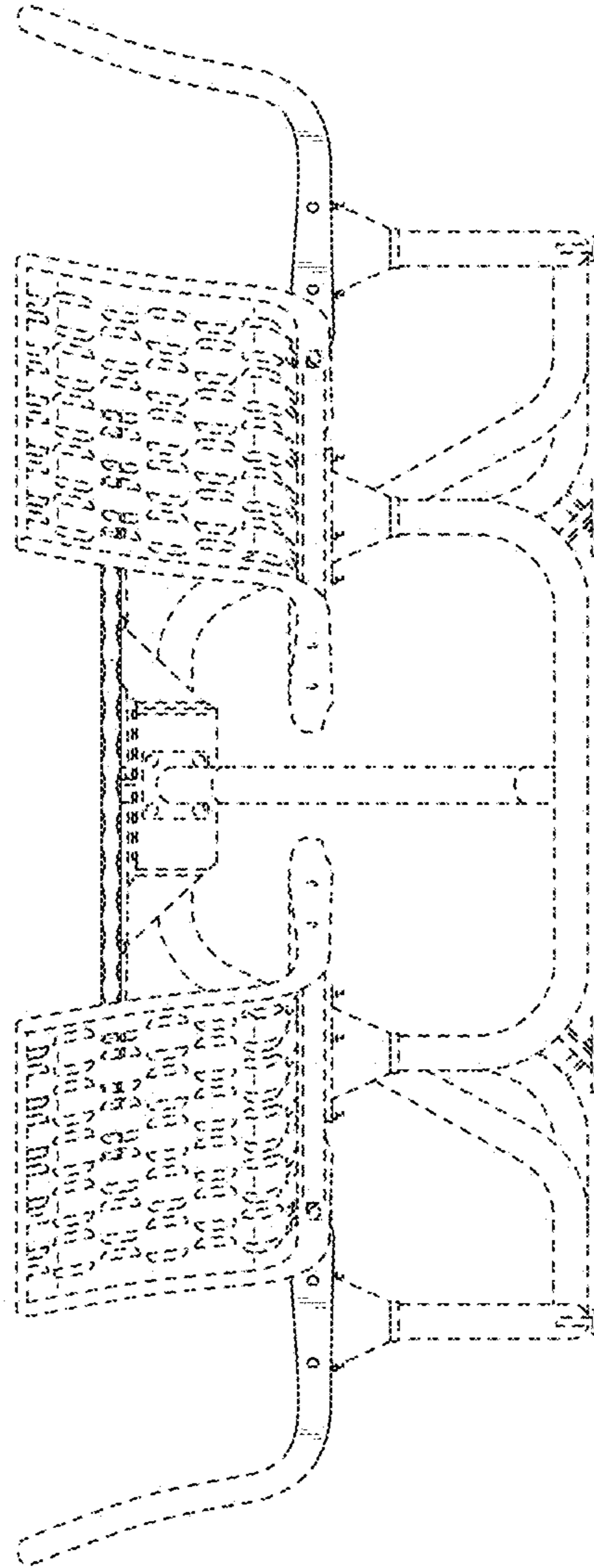


FIG. 4

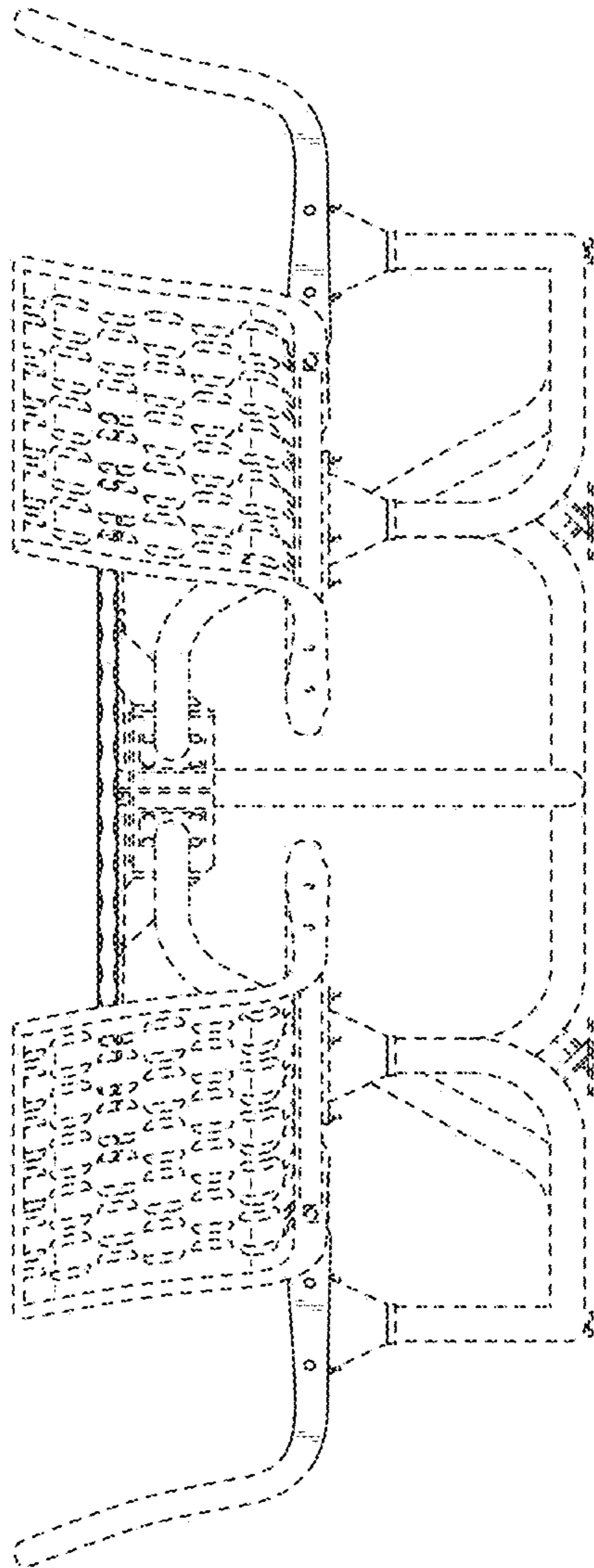


FIG. 5

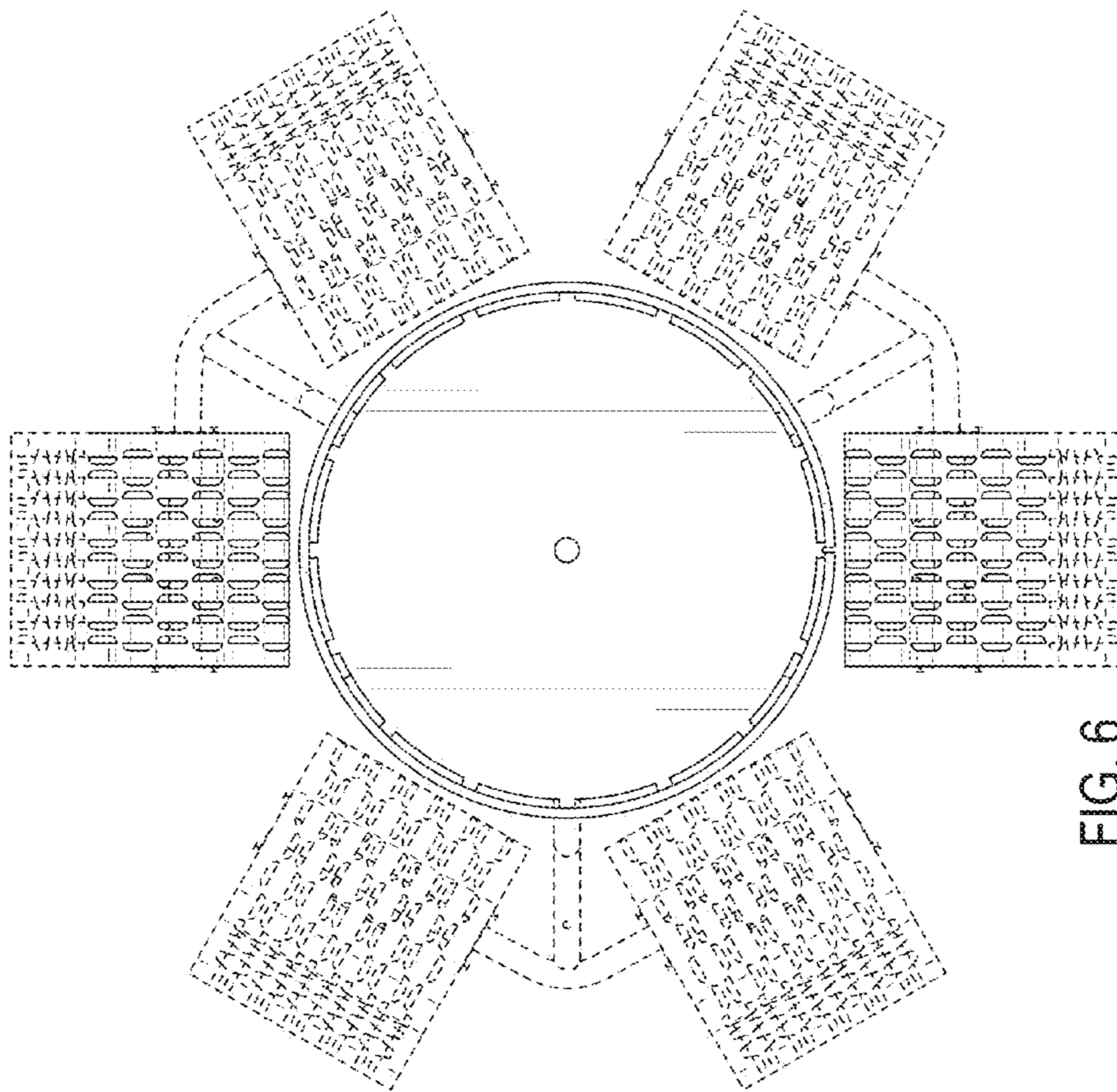


FIG. 6

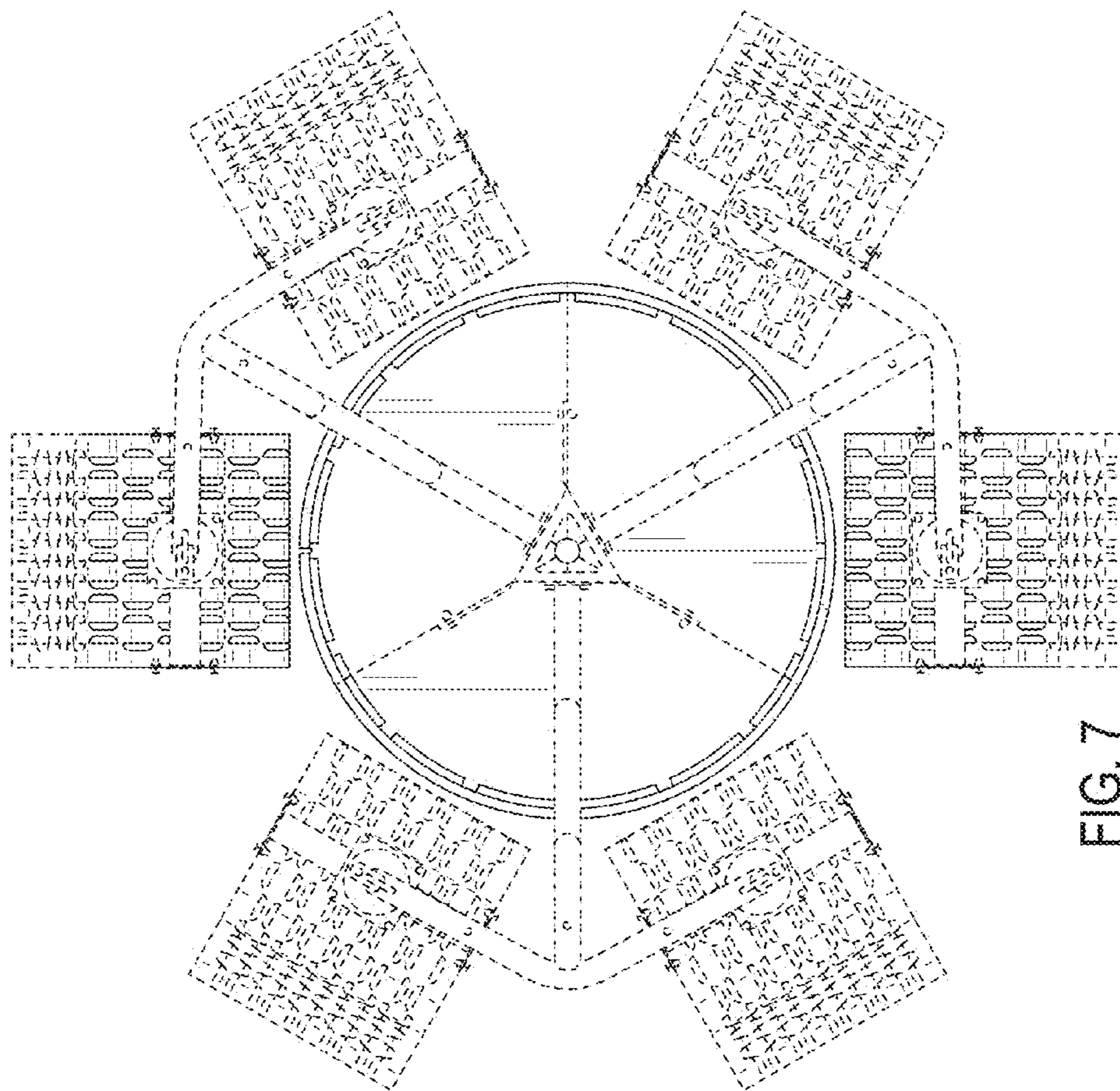


FIG. 7