



US00D720162S

(12) **United States Design Patent**
Burden

(10) **Patent No.:** **US D720,162 S**

(45) **Date of Patent:** **** Dec. 30, 2014**

(54) **CABINET**

(71) Applicant: **Ian James Burden**, Gold Coast (AU)

(72) Inventor: **Ian James Burden**, Gold Coast (AU)

(**) Term: **14 Years**

(21) Appl. No.: **29/473,632**

(22) Filed: **Nov. 25, 2013**

(30) **Foreign Application Priority Data**

May 24, 2013 (AU) 201312459

(51) **LOC (10) CL.** **06-04**

(52) **U.S. Cl.**
USPC **D6/661.3**

(58) **Field of Classification Search**
USPC D6/657, 660, 661, 661.3, 662, 662.1,
D6/664.1, 666, 668, 668.2, 671.1;
312/114, 138.1, 224, 237, 257.1, 324,
312/326

See application file for complete search history.

(56) **References Cited**

U.S. PATENT DOCUMENTS

2,241,182	A	*	5/1941	Cayo	312/114
D150,053	S	*	6/1948	Brunmark	D6/661.3
D150,548	S	*	8/1948	Buckner	D6/662.1
D448,949	S	*	10/2001	O'Hare et al.	D6/661
D455,296	S	*	4/2002	O'Hare et al.	D6/660
D480,234	S	*	10/2003	O'Hare	D6/668.2
D527,204	S	*	8/2006	O'Hare	D6/661.3
D578,319	S	*	10/2008	Lim	D6/657
D620,277	S	*	7/2010	Wyatt	D6/671.1

* cited by examiner

Primary Examiner — Mimoso De

(74) *Attorney, Agent, or Firm* — Dykema Gossett PLLC


(57) **CLAIM**

The ornamental design for a cabinet, as shown and described.

DESCRIPTION

FIG. 1 is a front elevational view of a cabinet showing my new and ornamental design,
FIG. 2 is a rear elevational view thereof,
FIG. 3 is a left side elevational view thereof,
FIG. 4 is a right side elevational view thereof,
FIG. 5 is a top plan view thereof,
FIG. 6 is a bottom plan view thereof; and,
FIG. 7 is a front perspective view thereof.

1 Claim, 7 Drawing Sheets



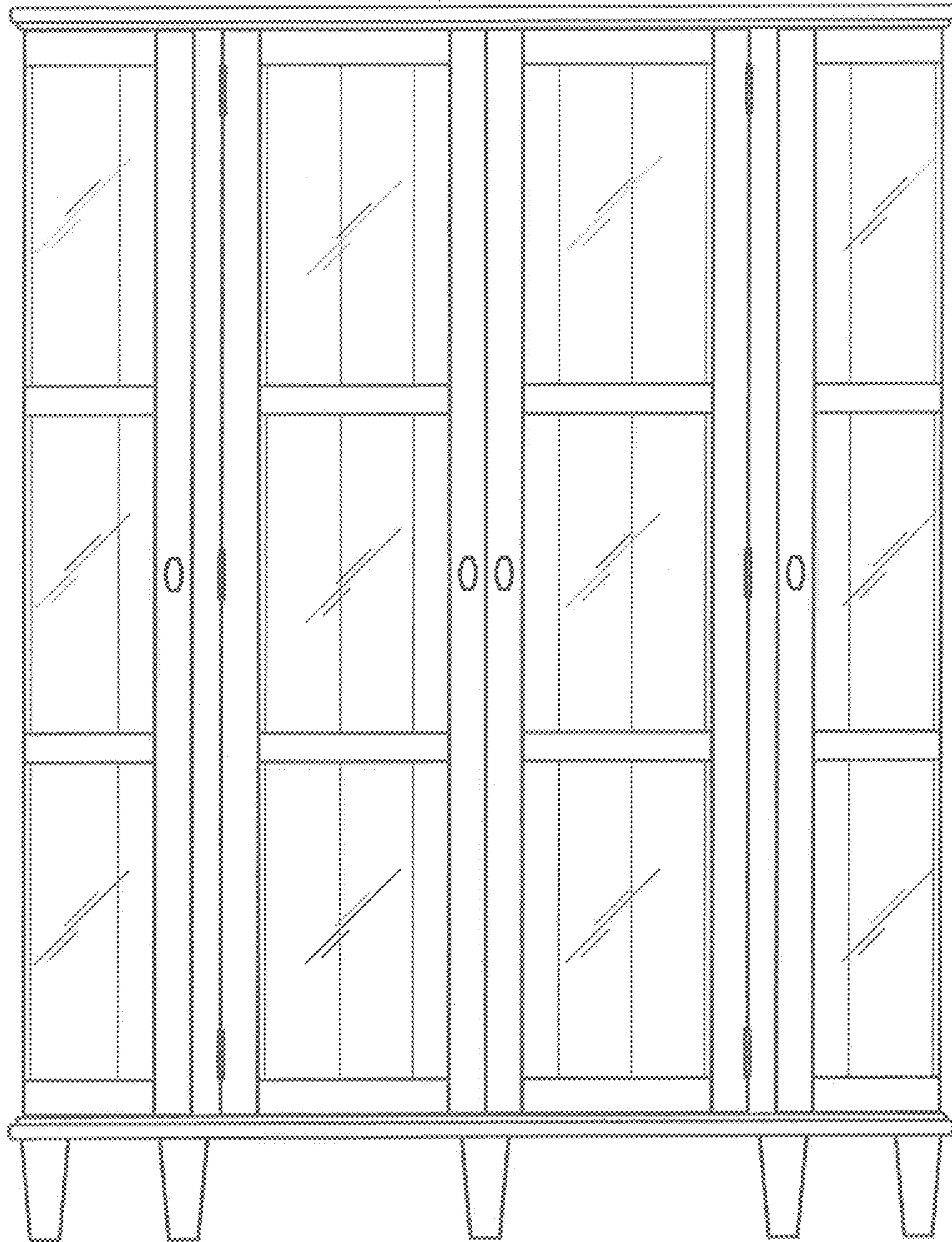


Fig. 1

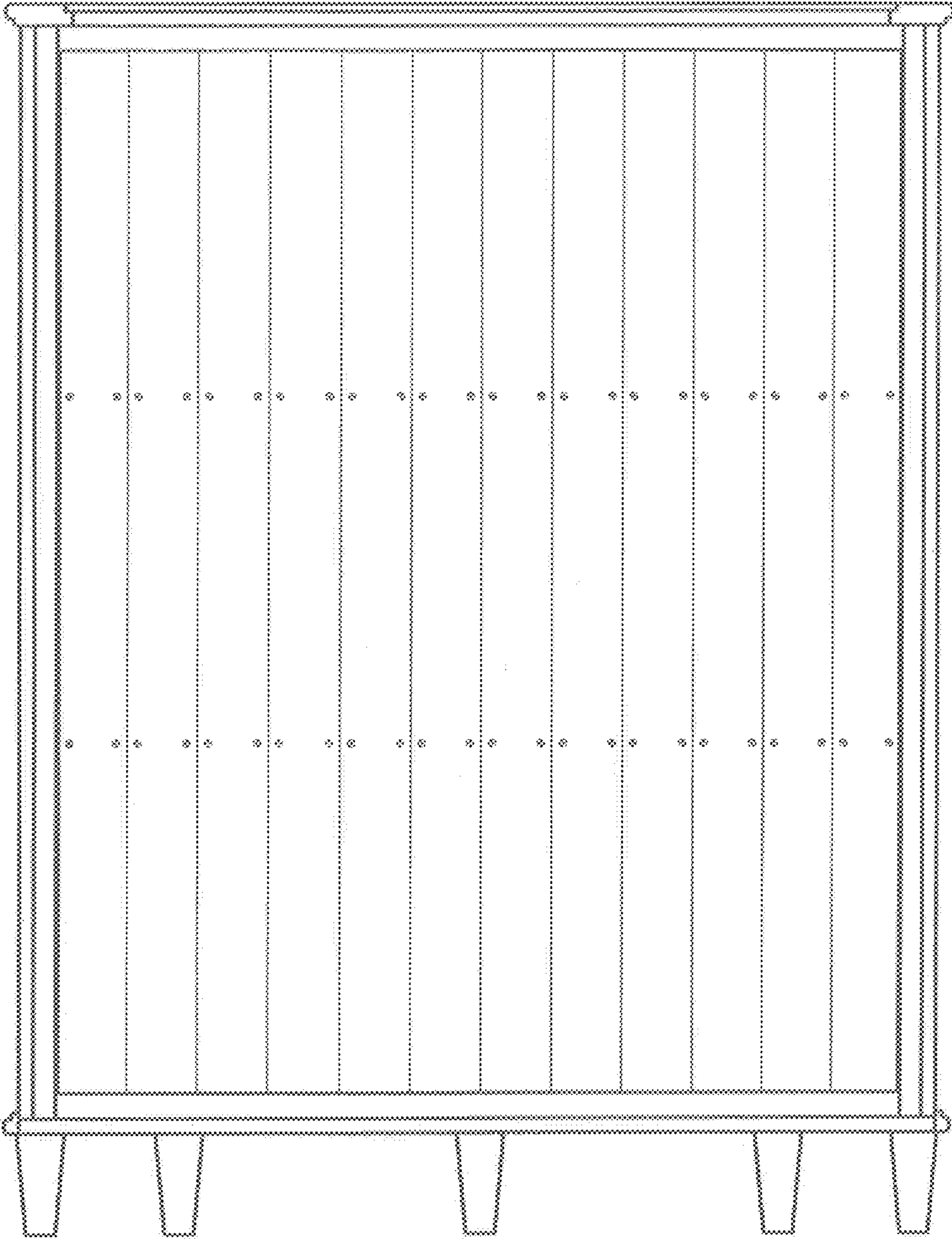


Fig. 2

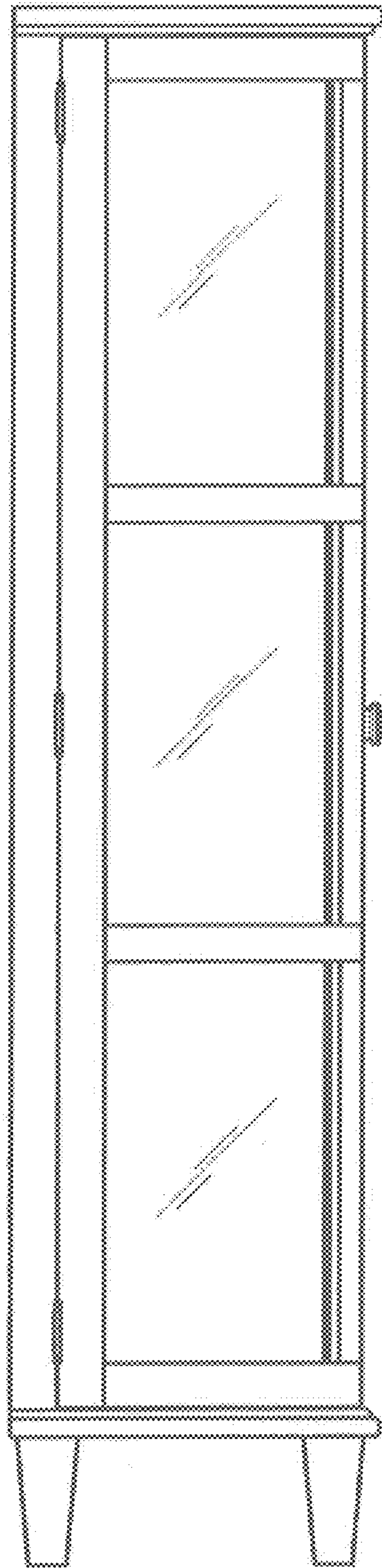


Fig. 3

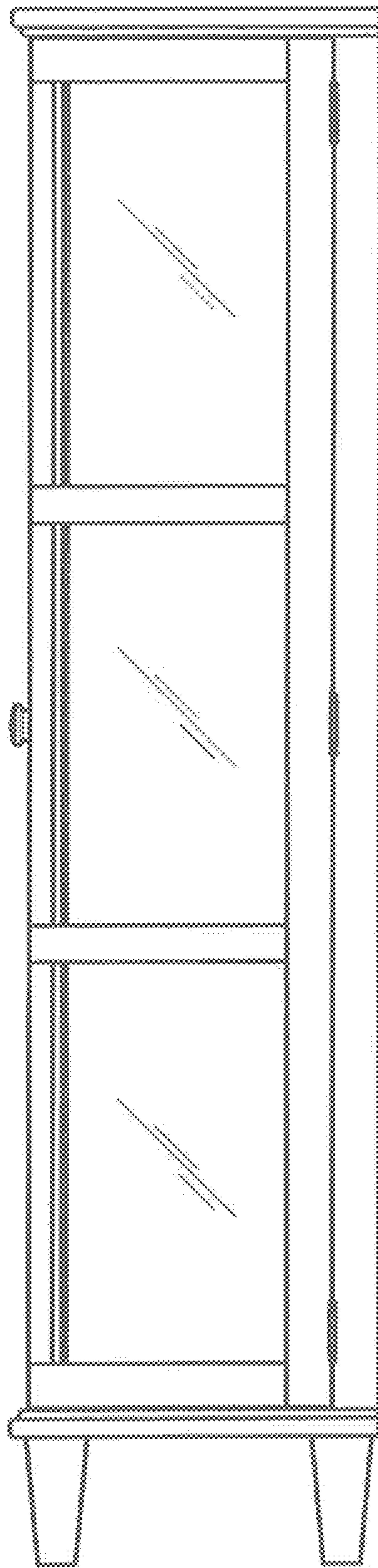


Fig. 4




Fig. 5

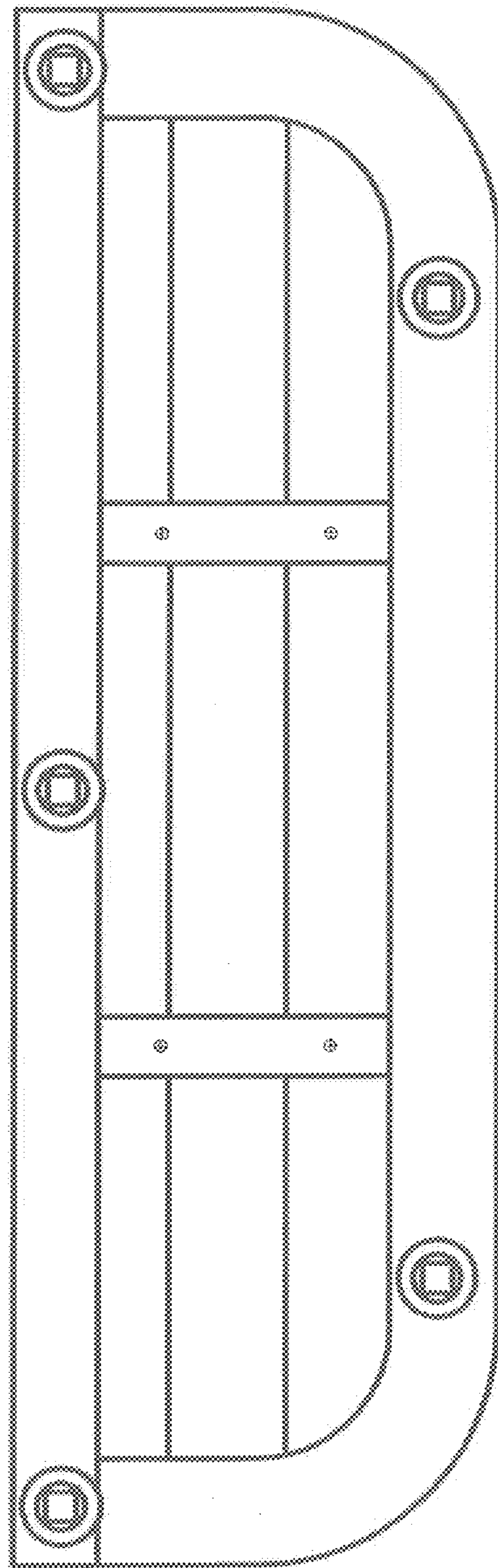


Fig. 6




Fig. 7