



US00D720152S

(12) **United States Design Patent**
Chauss et al.

(10) **Patent No.:** **US D720,152 S**
(45) **Date of Patent:** **** *Dec. 30, 2014**

- (54) **LAP DESK**
- (75) Inventors: **Jamie Chauss**, Stuart, FL (US); **Lau Yau Shun**, Hong Kong (CN)
- (73) Assignee: **Prime Source Accessories, Inc.**, Stuart, FL (US)
- (*) Notice: This patent is subject to a terminal disclaimer.
- (**) Term: **14 Years**
- (21) Appl. No.: **29/390,151**
- (22) Filed: **Apr. 20, 2011**

D210,734 S	4/1968	Henrikson et al.	
4,537,646 A	8/1985	Hoyle	
D282,043 S	1/1986	Morin	
D305,015 S	12/1989	Roche	D6/406.3
D308,450 S	6/1990	Harris et al.	D6/406.6
D312,358 S	11/1990	Horne	
5,081,936 A	1/1992	Drieling	108/43
5,090,334 A	2/1992	Sutton	108/43
D331,330 S	12/1992	Bennett et al.	D6/406.3
D338,574 S	8/1993	Schroeder et al.	D6/406.2
D346,516 S	5/1994	D'Anna et al.	
D380,727 S	7/1997	Gilstrap	D12/425
5,692,815 A	12/1997	Murphy	108/43
D402,643 S	12/1998	Grassel	D14/114
5,862,933 A	1/1999	Neville	

(Continued)

OTHER PUBLICATIONS

Office Action from the U.S. Patent and Trademark Office for U.S. Appl. No. 29/288,282, dated Oct. 1, 2009 (14 pages).

(Continued)

Primary Examiner — Ian Simmons
Assistant Examiner — Charles Hanson
 (74) *Attorney, Agent, or Firm* — Westman, Champlin & Koehler, P.A.; James L. Young

Related U.S. Application Data

- (63) Continuation of application No. 29/264,402, filed on Aug. 9, 2006, now Pat. No. Des. 638,636.
- (51) **LOC (10) Cl.** **06-06**
- (52) **U.S. Cl.**
USPC **D6/406.3**
- (58) **Field of Classification Search**
USPC D6/406.1, 406.6, 339, 419, 429, 430;
D12/133, 416, 419, 426.1; D14/447,
D14/457; D7/550.1, 550.2, 552.2, 552.5,
D7/554.3, 554.4; 108/25, 42, 43, 150;
220/575, 679, 632, 670, 339, 574,
220/17.1; 211/11, 126
See application file for complete search history.

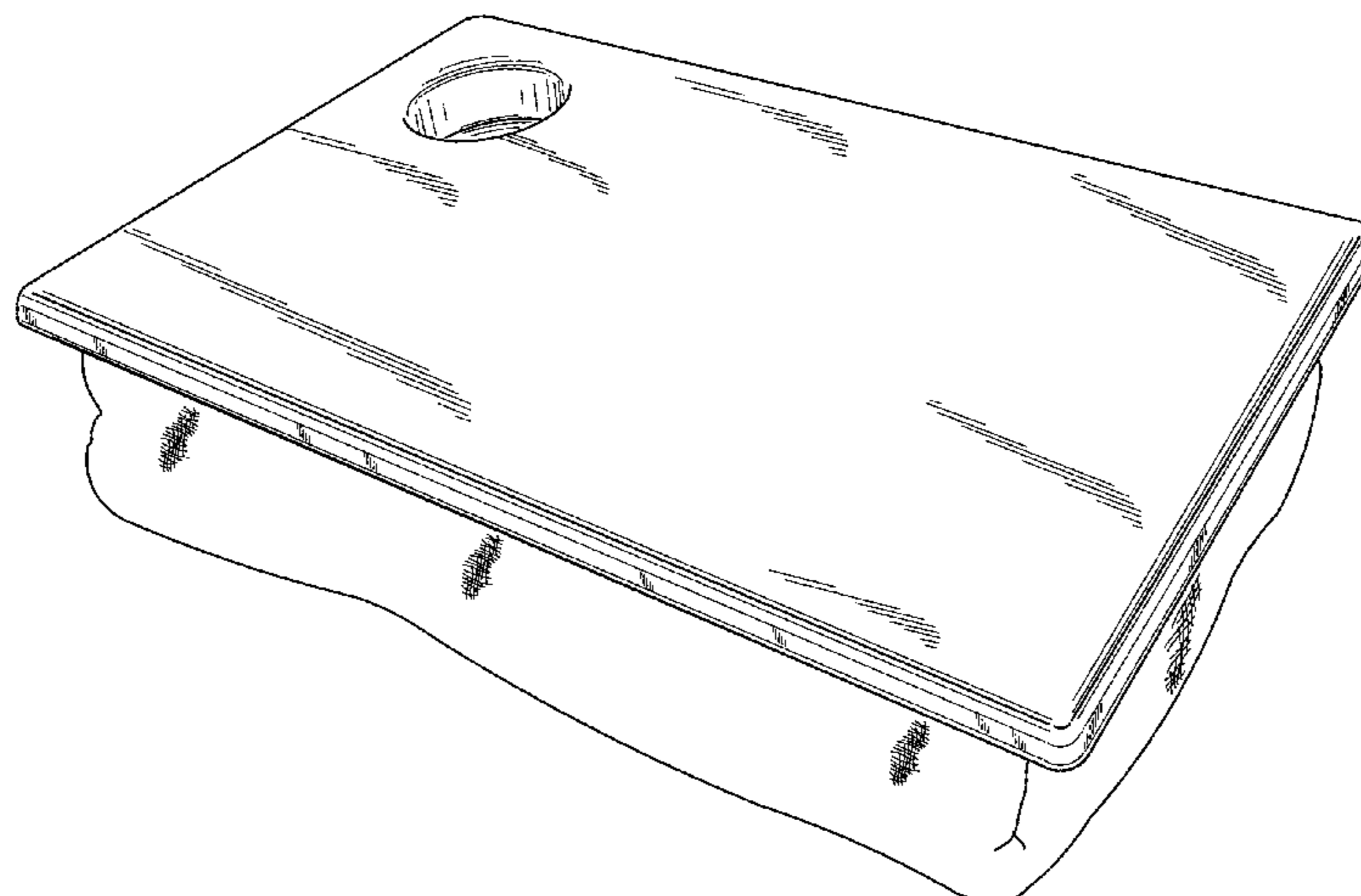
(57) **CLAIM**
 The ornamental design for a lap desk, as shown and described.

DESCRIPTION

FIG. 1 is a perspective view of a lap desk showing our new design;
 FIG. 2 is a top plan view thereof;
 FIG. 3 is a front elevational view thereof,
 FIG. 4 is a right side view thereof;
 FIG. 5 is a left side view thereof;
 FIG. 6 is a rear elevational view; and,
 FIG. 7 is a bottom plan view thereof.

1 Claim, 6 Drawing Sheets

- (56) **References Cited**
 U.S. PATENT DOCUMENTS
 D24,803 S 10/1895 Linn et al. D6/420
 D163,627 S 6/1951 Paterniti
 D170,006 S 7/1953 Chapman et al.
 D180,288 S 5/1957 Lippincott
 D180,289 S 5/1957 Lippincott et al.
 D197,651 S 3/1964 Sundberg et al.



(56)

References Cited

U.S. PATENT DOCUMENTS

D411,388 S 6/1999 Sacco D6/406.6
 6,446,928 B1 9/2002 Oliver
 D464,259 S 10/2002 Bianco D9/761
 D467,933 S 12/2002 Hovsepian D14/458
 D475,550 S 6/2003 Cote et al. D6/406.3
 D499,575 S 12/2004 Chan D6/406.3
 6,957,612 B2* 10/2005 Conlee 108/43
 D512,245 S 12/2005 Bean et al. D6/406.3
 D514,057 S 1/2006 Borunda et al.
 D517,833 S 3/2006 Jennings D6/406.5
 D519,121 S * 4/2006 Zamanian D14/447
 7,032,772 B2* 4/2006 McCaslin 220/737
 D524,319 S * 7/2006 Zamanian D14/447
 D526,810 S * 8/2006 Lorr et al. D6/406.5
 D575,077 S 8/2008 Kessels D6/406.3
 D583,163 S 12/2008 Jennings D6/406.6
 D590,182 S 4/2009 Hwang

D606,774 S 12/2009 Kohli
 D617,123 S 6/2010 Glass et al.
 D638,636 S * 5/2011 Chauss et al. D6/406.3
 2002/0073899 A1 6/2002 Chen
 2006/0156962 A1 7/2006 Holt

OTHER PUBLICATIONS

Response for U.S. Appl. No. 29/288,282, dated Jan. 26, 2010 (4 pages).
 Office Action from the U.S. Patent and Trademark Office for U.S. Appl. No. 29/288,282, dated Jun. 7, 2010 (17 pages).
 Express Abandonment Under 37 C.F.R. 1.138 for U.S. Appl. No. 29/288,282, dated Oct. 6, 2010 (1 page).
 Two (2) photographs of a lap desk that was on sale in the United States prior to Sep. 13, 2003.
 Four (4) photographs of a lap desk that was on sale in the United States prior to Aug. 9, 2005.

* cited by examiner

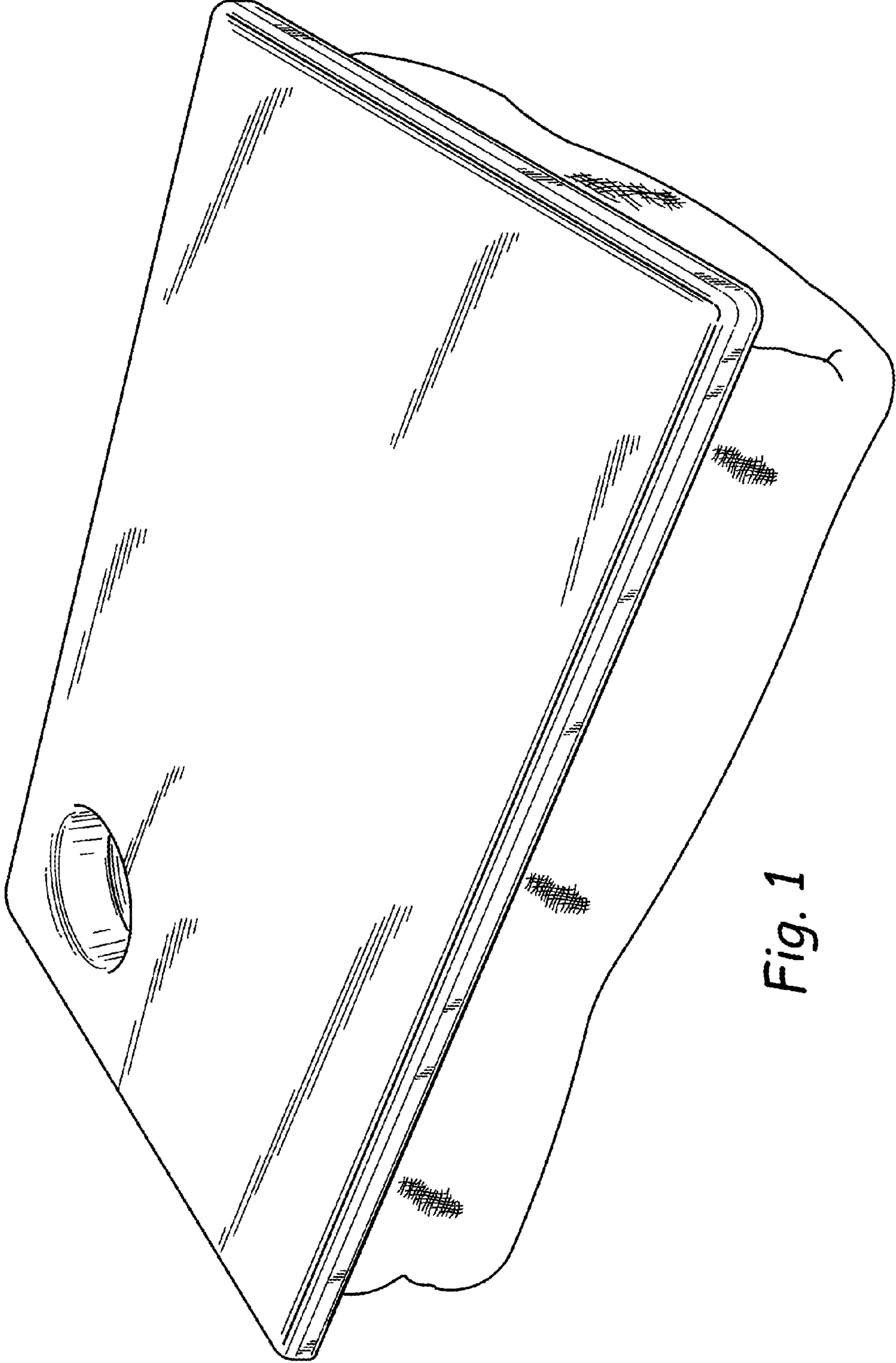


Fig. 1




Fig. 2

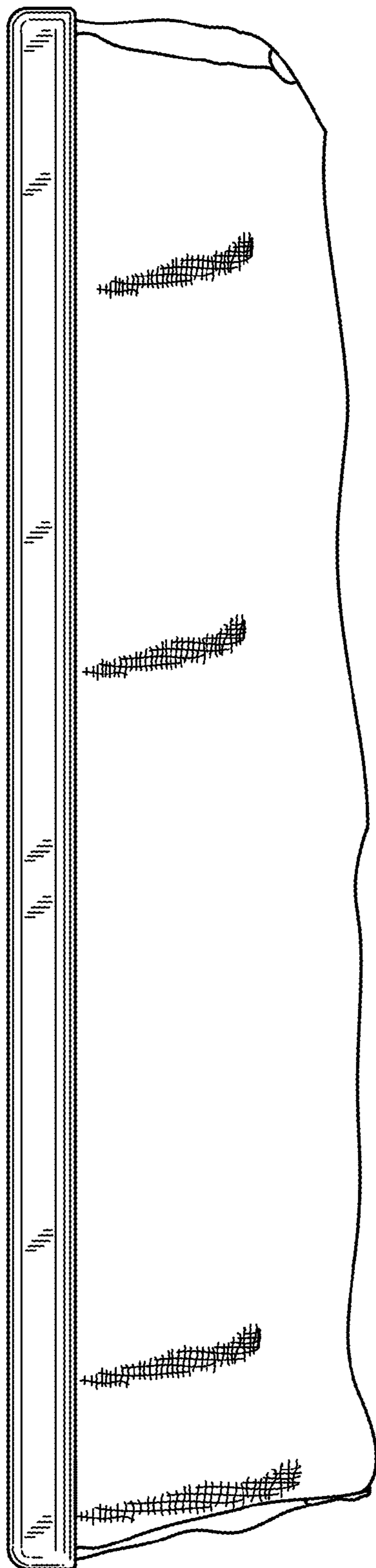


Fig. 3

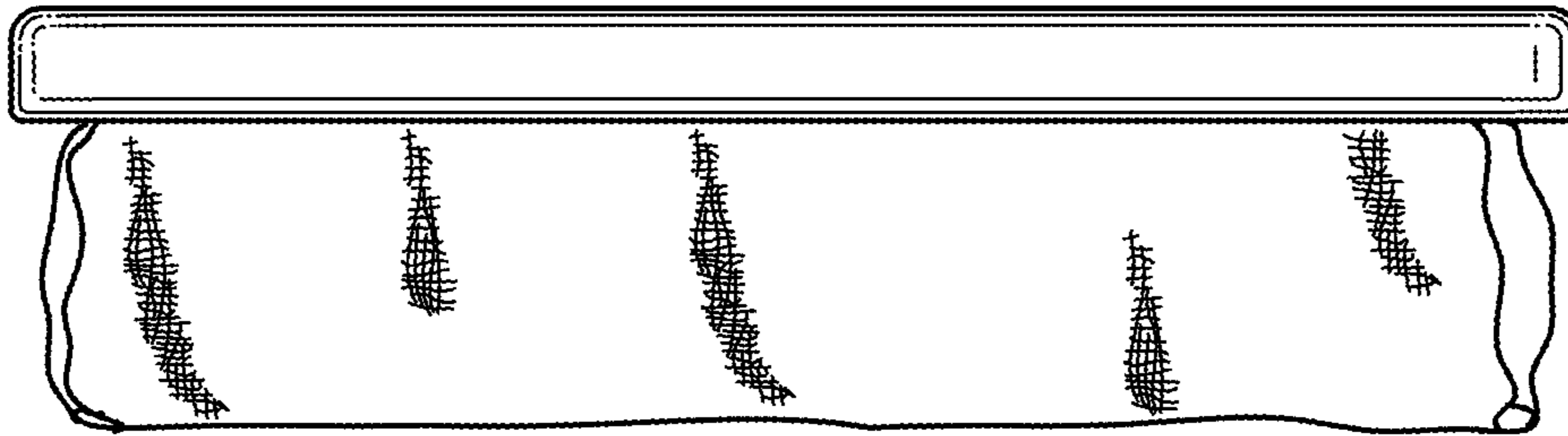


Fig. 4

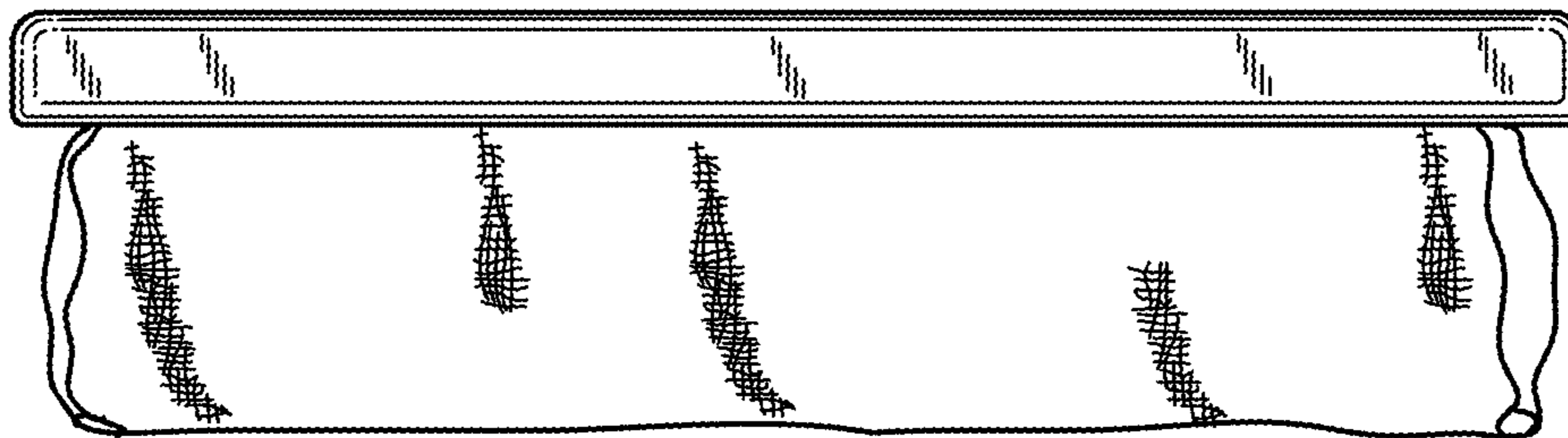


Fig. 5

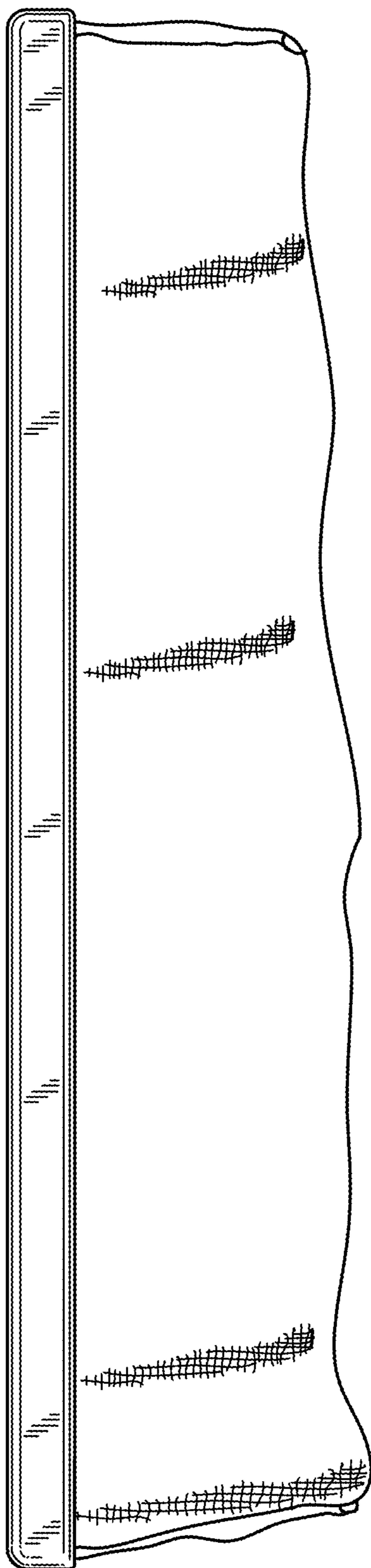


Fig. 6




Fig. 7