



US00D720151S

(12) **United States Design Patent**  
**Sonmez**

(10) **Patent No.:** **US D720,151 S**

(45) **Date of Patent:** **\*\* Dec. 30, 2014**

(54) **FURNITURE ITEM**

(71) Applicant: **Merkez Celiksanayi Ve Ticaret Anonim Sirketi, Kayseri (TR)**

(72) Inventor: **Osman Tanzer Sonmez, Kayseri (TR)**

(73) Assignee: **Merkez Celik Sanayi Ve Ticaret Anonim Sirketi, Kayseri (TR)**

(\*\*) Term: **14 Years**

(21) Appl. No.: **29/501,538**

(22) Filed: **Sep. 5, 2014**

(51) **LOC (10) Cl.** ..... **06-01**

(52) **U.S. Cl.**  
USPC ..... **D6/381**

(58) **Field of Classification Search**  
CPC ..... A47C 17/00; A47C 17/02; A47C 17/12;  
A47C 17/18; A47C 7/021; A47C 31/00;  
A47C 3/16  
USPC ..... D6/334, 335, 336, 381, 377; 297/94,  
297/118, 188.01, 445.1, 448.1, 452.11,  
297/DIG. 7, DIG. 8

See application file for complete search history.

(56) **References Cited**

**U.S. PATENT DOCUMENTS**

D327,986 S \* 7/1992 Gera ..... D6/335  
D354,628 S \* 1/1995 Lee ..... D6/335  
D488,315 S \* 4/2004 Natuzzi ..... D6/381  
D494,376 S \* 8/2004 Natuzzi ..... D6/381

D511,422 S \* 11/2005 Nastri ..... D6/381  
D519,296 S \* 4/2006 Ghetti ..... D6/381  
D542,555 S \* 5/2007 Ghetti ..... D6/381  
D542,557 S \* 5/2007 Lade ..... D6/381  
D542,560 S \* 5/2007 Ricci ..... D6/381  
D547,563 S \* 7/2007 Lade ..... D6/381  
D567,527 S \* 4/2008 Galardo ..... D6/381  
D626,757 S \* 11/2010 Crockett ..... D6/334  
D649,973 S \* 12/2011 Matas ..... D14/486

\* cited by examiner

*Primary Examiner* — Sandra Snapp

(74) *Attorney, Agent, or Firm* — Inventa Capital PLC

(57) **CLAIM**

The ornamental design for a furniture item, as shown and described.

**DESCRIPTION**

FIG. 1 is a perspective view of a furniture item of the present invention;

FIG. 2 is a perspective front view of the furniture item;

FIG. 3 is a perspective rear view of the furniture item;

FIG. 4 is a perspective left view of the furniture item;

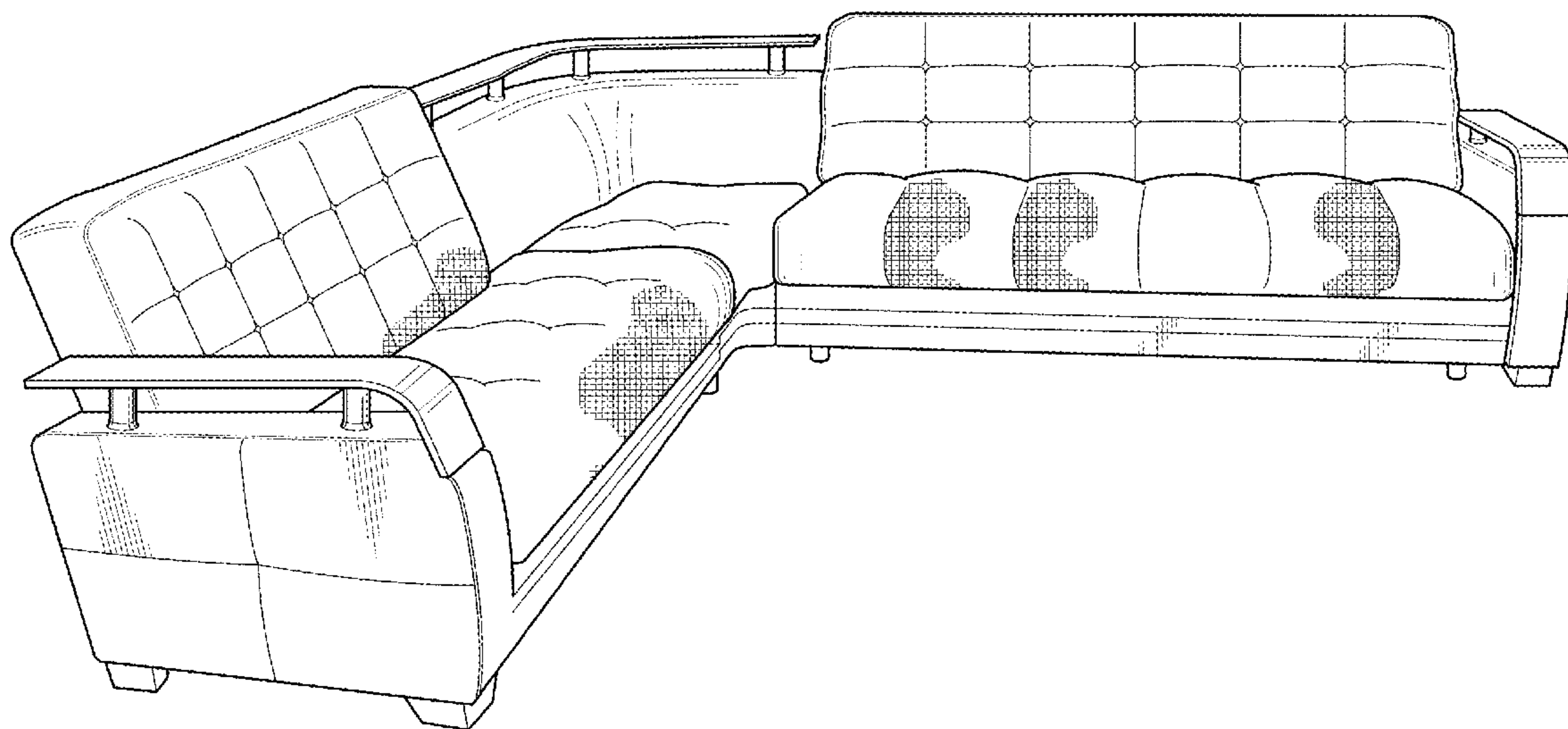
FIG. 5 is a perspective right side view of the furniture item;

FIG. 6 is a perspective top side view of the furniture item; and,

FIG. 7 is an exploded perspective bottom view of the furniture item, the furniture item separated for ease of illustration.

The broken lines shown in the drawings are for illustrative purposes only and form no part of the claimed design. The crisscross pattern of lines in the drawings represents material that is understood to be distributed uniformly over the surface of the furniture item.

**1 Claim, 7 Drawing Sheets**



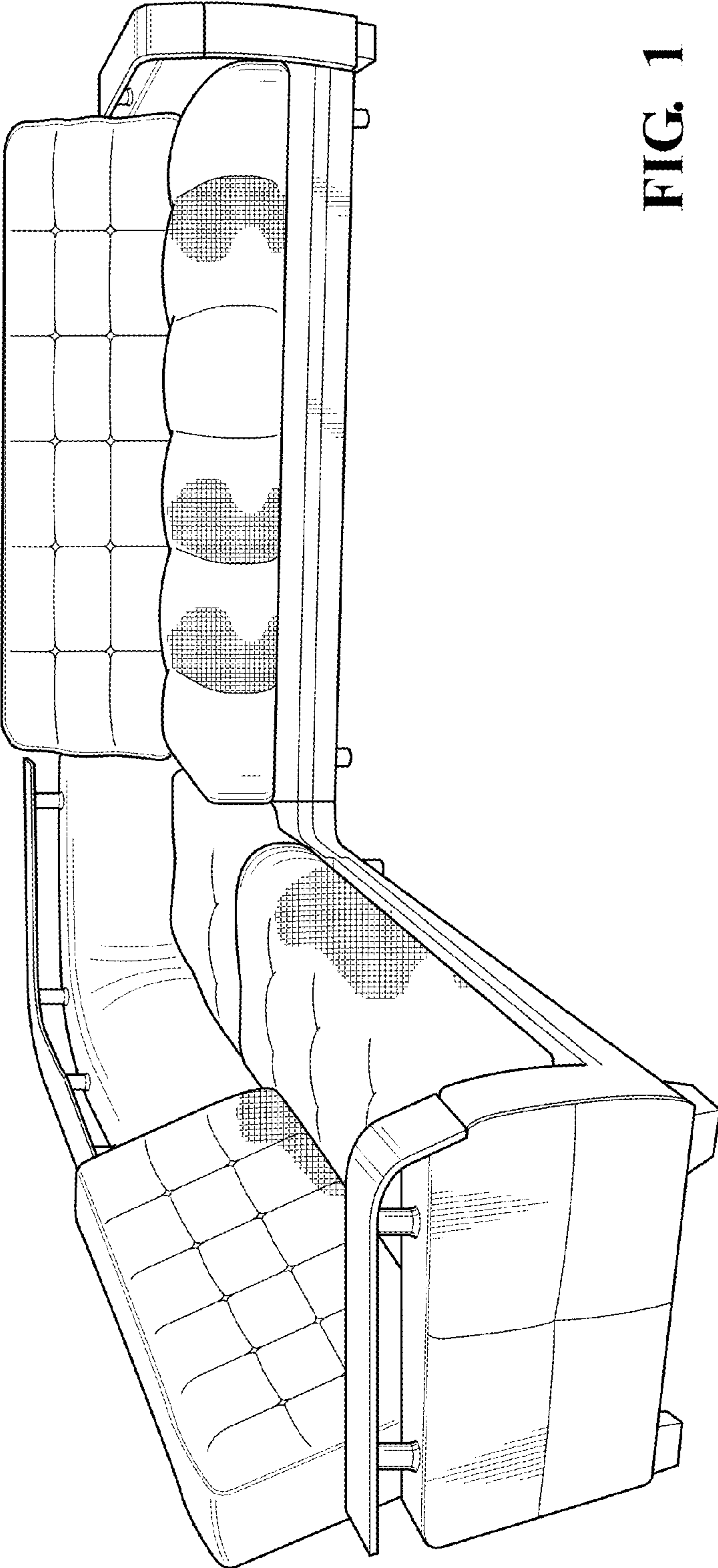


FIG. 1

FIG. 2

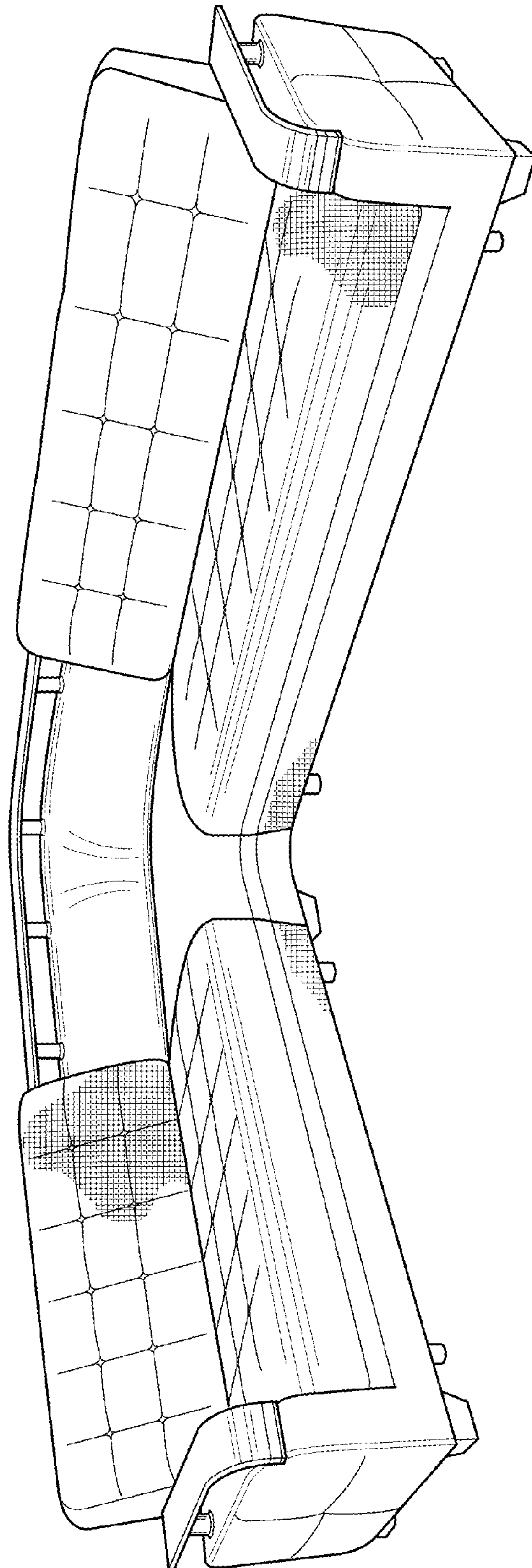
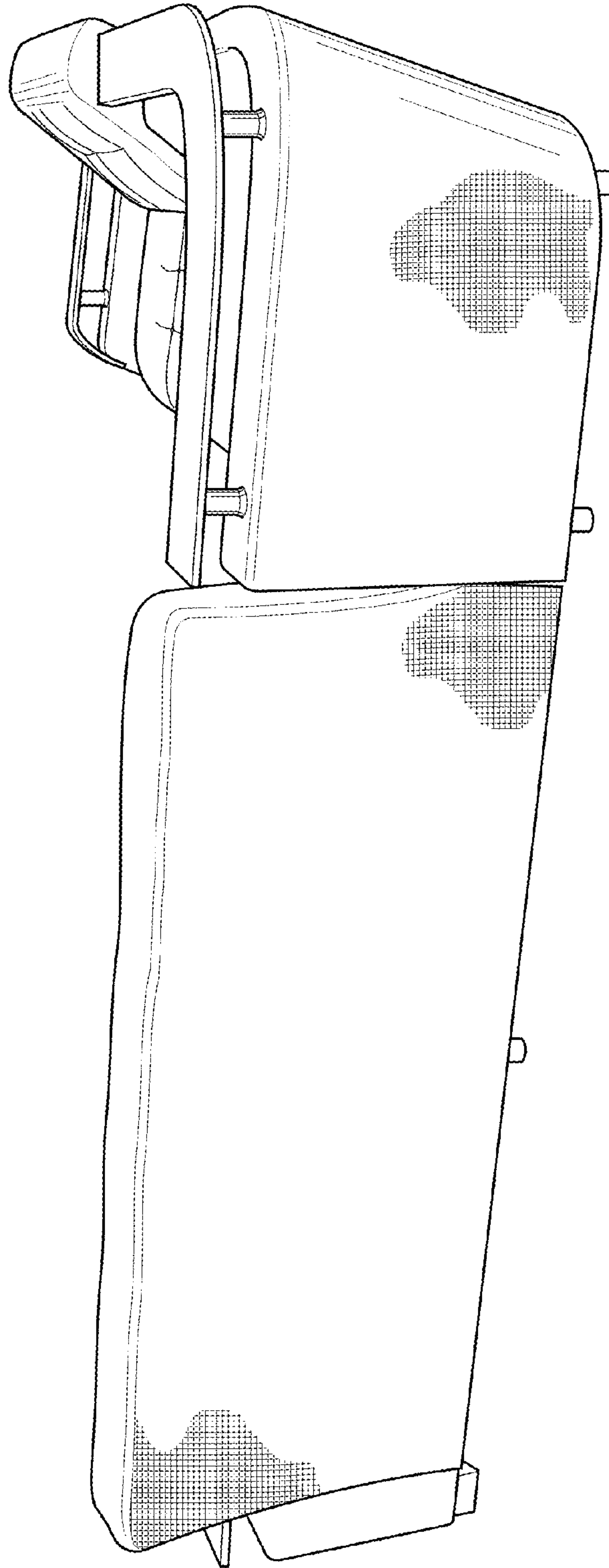


FIG. 3








FIG. 4




FIG. 5

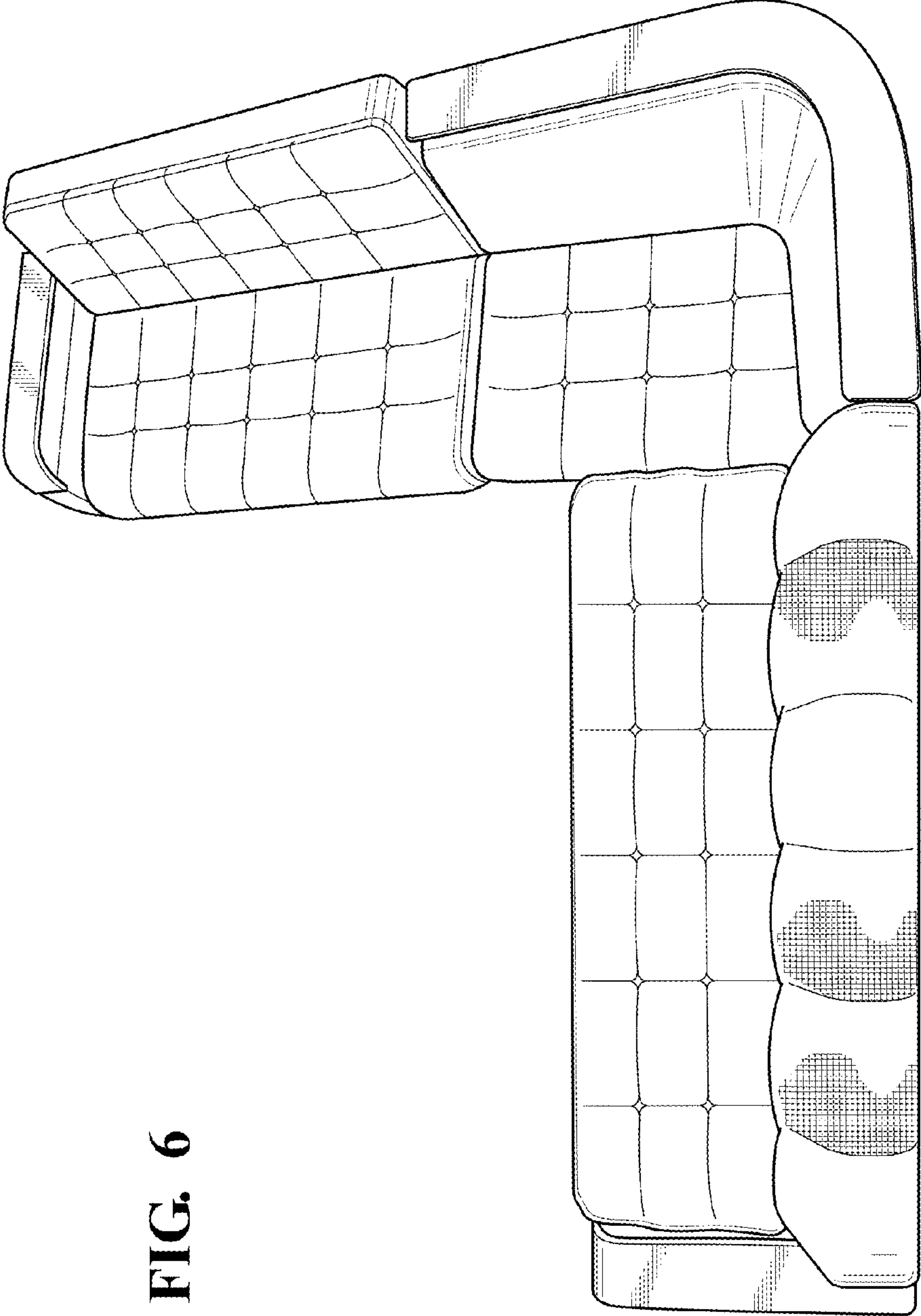


FIG. 6

FIG. 7

