



US00D720121S

(12) **United States Design Patent**
Kelley

(10) **Patent No.:** **US D720,121 S**

(45) **Date of Patent:** **** Dec. 30, 2014**

(54) **HAT ACCESSORY DUCK FOOT**

(71) Applicant: **Steven Scott Kelley**, Southport, FL (US)

(72) Inventor: **Steven Scott Kelley**, Southport, FL (US)

(**) Term: **14 Years**

(21) Appl. No.: **29/471,773**

(22) Filed: **Nov. 5, 2013**

(51) **LOC (10) Cl.** **02-03**

(52) **U.S. Cl.**
USPC **D2/895**

(58) **Field of Classification Search**

USPC D2/865-888, 890, 891, 893, 895;
D8/38, 351, 395; D11/44, 48, 224,
D11/239; D20/24, 30; D28/39; 24/3.12;
40/329

See application file for complete search history.

(56) **References Cited**

U.S. PATENT DOCUMENTS

D544,740 S * 6/2007 Erneston D6/552
D646,612 S * 10/2011 West D12/190

OTHER PUBLICATIONS

Article in International Business Times (on-line) "Lucky Duck: 3D Printing Makes New Foot for Disabled Duck 'Buttercup' [Photos]". Posted to Internet Jun. 28, 2013; retrieved from Internet Aug. 25, 2014. URL: <https://web.archive.org/web/20130628055440/http://www.ibtimes.com/lucky-duck-3d-printing-makes-new-foot-disabled-duck-buttercup-photo> (5 pages).*

Big Rack Duck Foot Shedz Hanger, Just Camo on-line catalog, available on the Internet on Mar. 29, 2014. Retrieved from the Internet on Aug. 25, 2014. URL: <https://web.archive.org/web/20140329134532/https://www.justcamo.com/products/big-rack-duck-foot-shedz-hanger>. (2 pages).*

Duck foot necklace by DuckBandBrand on Etsy (on-line). Retrieved from the Internet on Aug. 25, 2014. URL: https://www.etsy.com/listing/115356828/duck-foot-necklace?ref=sr_gallery_3&ga_search_query=duck+foot+necklace&ga_order=most_relevant&ga_ship_to=US&ga_search_type=all&ga_view_type=gallery (2 pages).*

* cited by examiner

Primary Examiner — Karen E. Eldridge Powers

Assistant Examiner — Kimberly Barnes

(74) *Attorney, Agent, or Firm* — Bursum Patent Law, P.L.

(57) **CLAIM**

The ornamental design for a hat accessory duck foot, as shown.

DESCRIPTION

FIG. 1 is a front perspective view of the hat accessory duck foot;

FIG. 2 is a front elevation view thereof;

FIG. 3 is a rear elevation view thereof;

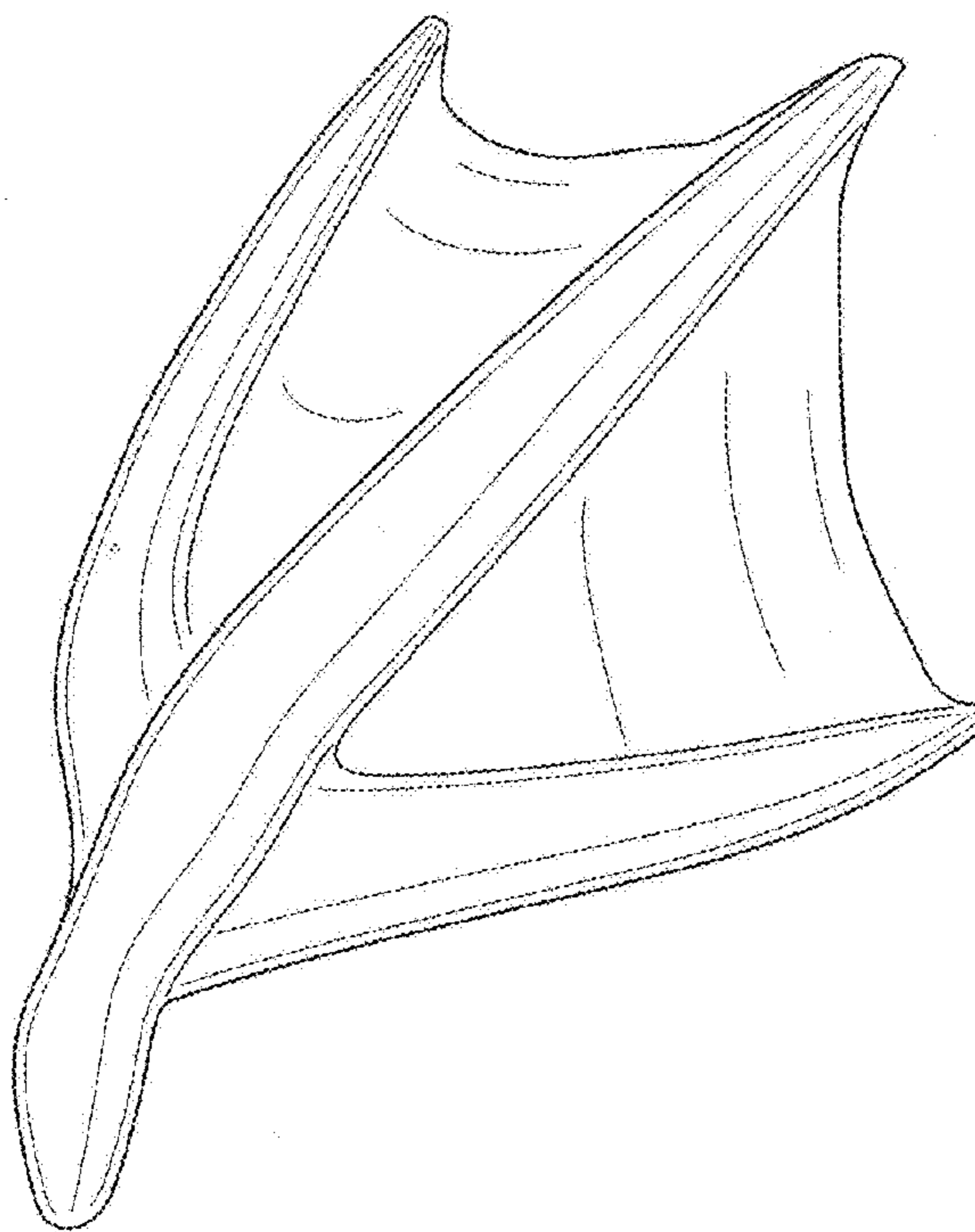
FIG. 4 is a right side elevation view thereof;

FIG. 5 is a left side elevation view thereof;

FIG. 6 is a top plan view thereof; and,

FIG. 7 is a bottom plan view thereof.

1 Claim, 5 Drawing Sheets



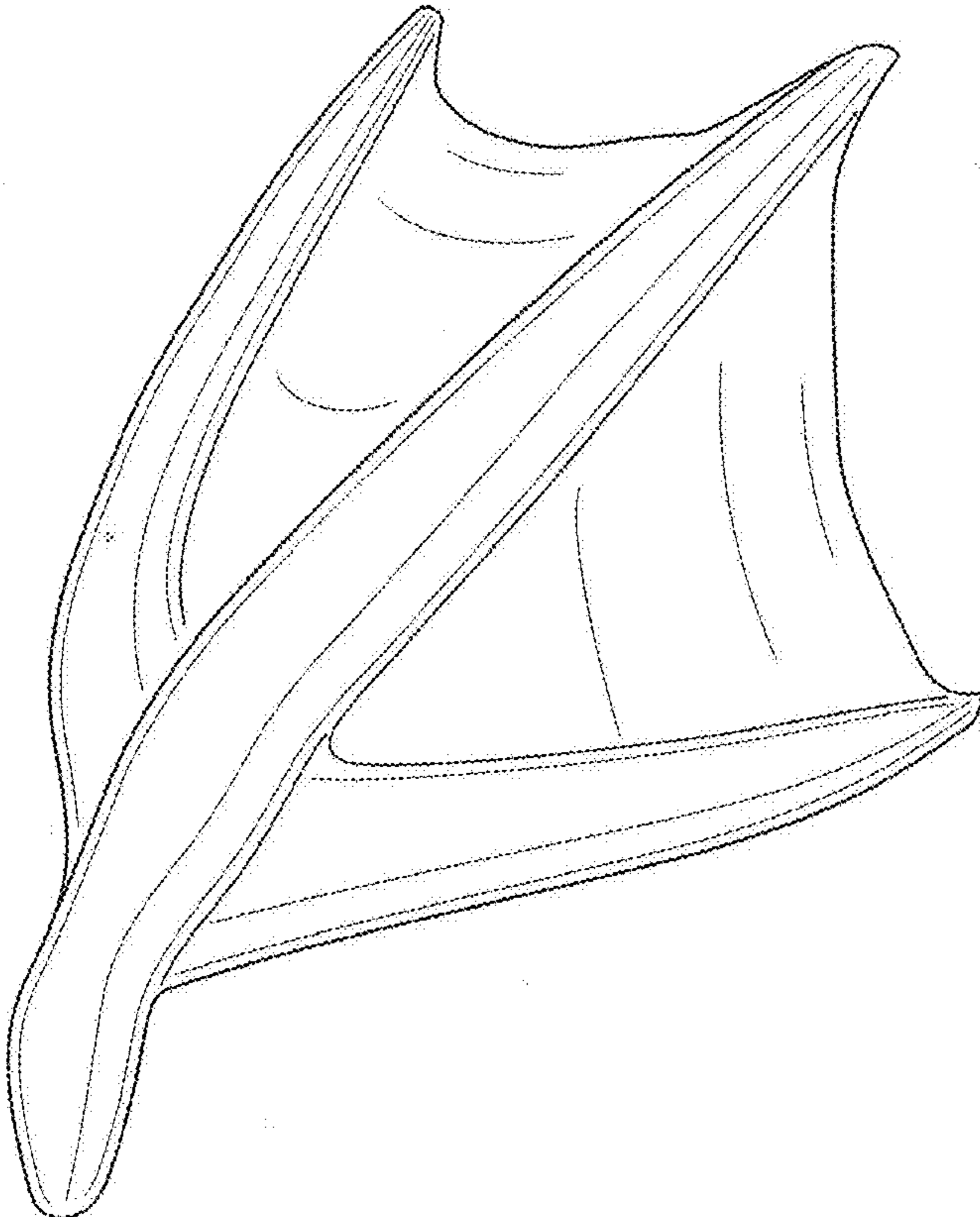


FIG. 1

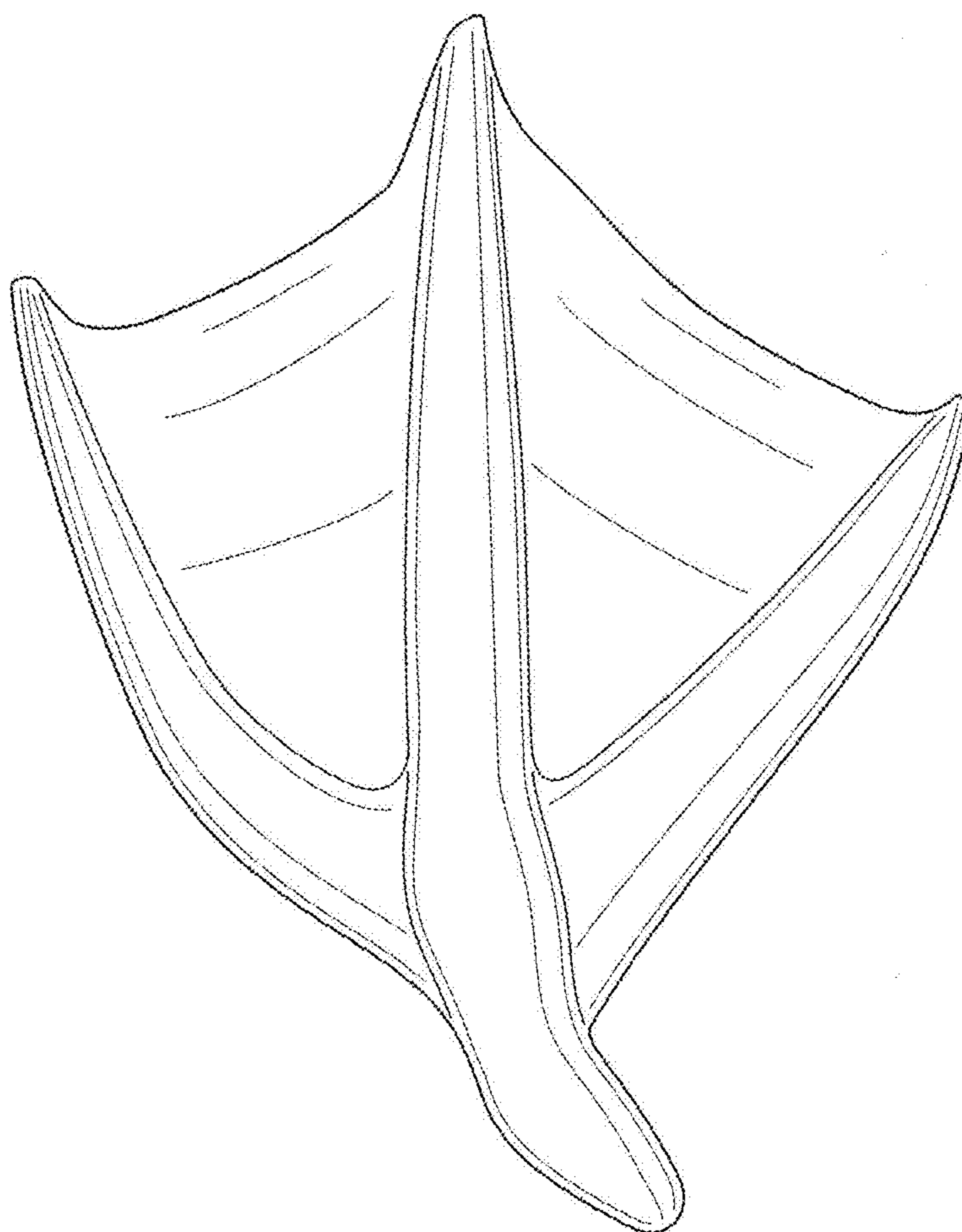


FIG. 2

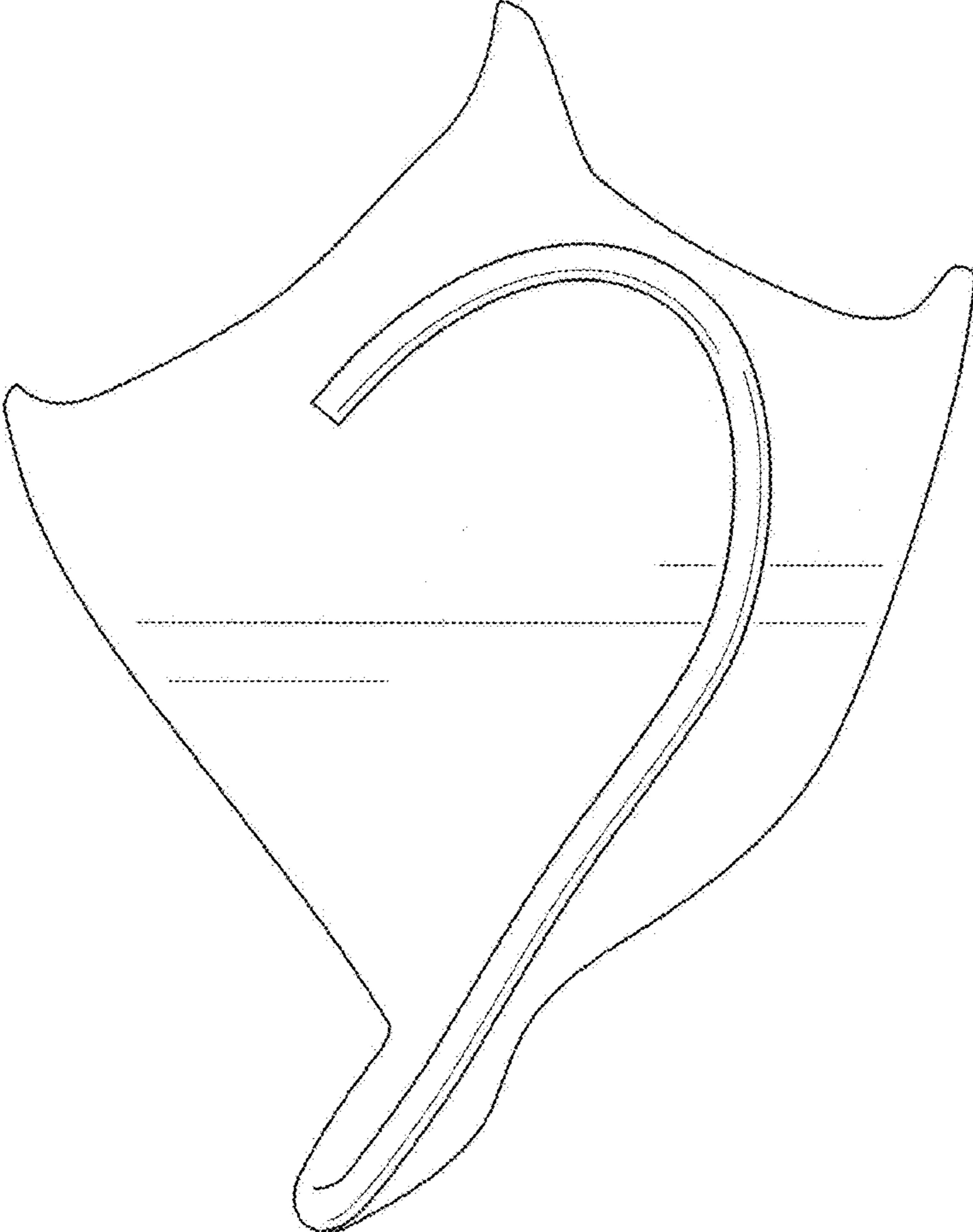


FIG. 3




FIG. 4




FIG. 5

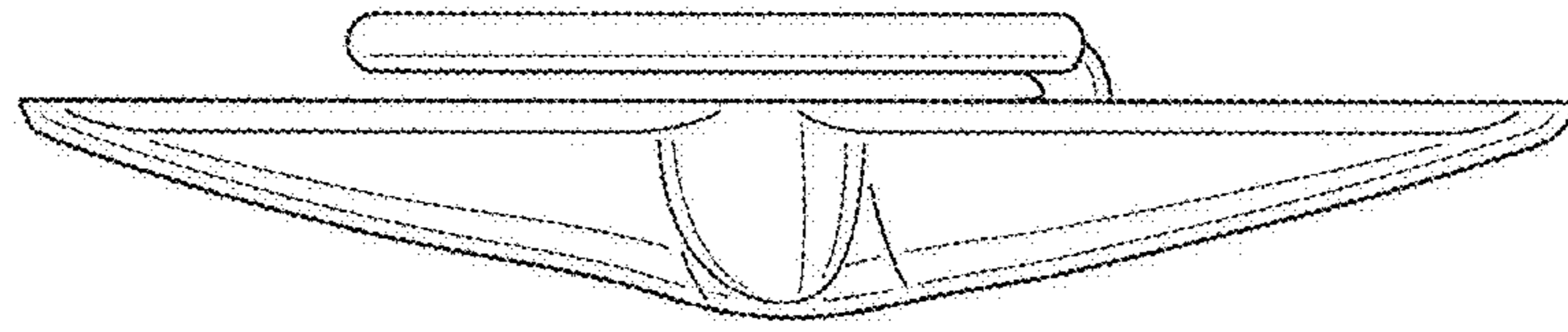


FIG. 6




FIG. 7