



US00D720100S

(12) **United States Design Patent**
Roberson et al.

(10) **Patent No.:** **US D720,100 S**

(45) **Date of Patent:** **** *Dec. 23, 2014**

(54) **DISHWASHER DOOR AND TOP CONTROL PANEL**

(75) Inventors: **Lindsay Roberson**, Durham, NC (US);
Thomas Ott, Neubiberg (DE)

(73) Assignee: **BSH Home Appliances Corporation**,
Irvine, CA (US)

(*) Notice: This patent is subject to a terminal disclaimer.

(**) Term: **14 Years**

(21) Appl. No.: **29/417,549**

(22) Filed: **Apr. 5, 2012**

(51) **LOC (10) Cl.** **15-05**

(52) **U.S. Cl.**
USPC **D32/3**

(58) **Field of Classification Search**
USPC D32/1, 2, 3, 25; 312/31, 109, 228;
134/56 D, 57 D, 58 D, 58 DL, 201;
D7/340, 348-350, 405

See application file for complete search history.

(56) **References Cited**

U.S. PATENT DOCUMENTS

5,365,959	A	*	11/1994	Favaro	134/113
D473,980	S	*	4/2003	Bowser et al.	D32/3
D493,016	S	*	7/2004	Kaczmarek	D32/3
D493,580	S	*	7/2004	Ott et al.	D32/3
D495,102	S	*	8/2004	Kaczmarek	D32/3
D511,403	S	*	11/2005	Ott et al.	D32/3
D511,870	S	*	11/2005	Paik	D32/2
D512,543	S	*	12/2005	Jeong	D32/2
D513,548	S	*	1/2006	Jeong	D32/2
D515,255	S	*	2/2006	Jeong	D32/3
D517,252	S	*	3/2006	Kirk	D32/3
D543,321	S	*	5/2007	Jeon et al.	D32/2
D554,305	S		10/2007	Pietruska		

D559,477	S		1/2008	Pietruska		
D559,478	S	*	1/2008	Jung et al.	D32/2
D560,863	S	*	1/2008	Baldwin	D32/3
D580,603	S		11/2008	Busalt et al.		
D617,510	S		6/2010	Kaczmarek		
D618,403	S		6/2010	Kaczmarek		
D618,404	S		6/2010	Jenkins et al.		
D618,405	S		6/2010	Ott		
D618,406	S		6/2010	Ott		

(Continued)

OTHER PUBLICATIONS

U.S. Appl. No. 29/405,771, filed Nov. 7, 2011.

(Continued)

Primary Examiner — Catheri Oliver-Garcia

(74) *Attorney, Agent, or Firm* — James E. Howard; Andre Pallapies

(57) **CLAIM**

The ornamental design for a dishwasher door and top control panel, as shown and described.

DESCRIPTION

FIG. 1 is a front perspective view, from the top, of a dishwasher door and top control panel according to our new ornamental design;

FIG. 2 is a front view thereof;

FIG. 3 is a top view thereof;

FIG. 4 is a left side view thereof, with the right hand side view thereof being a mirror image thereof; and,

FIG. 5 is a front perspective view thereof from the bottom.

The broken line showing of details in FIGS. 3-4 is included for the purpose of showing environmental portions of the dishwasher door and top control panel and forms no part of the claimed design.

The rear part of the dishwasher in unornamented and does not form part of the claimed design.

1 Claim, 4 Drawing Sheets



(56)

References Cited

U.S. PATENT DOCUMENTS

D620,648 S 7/2010 Grobleben et al.
D629,574 S 12/2010 Kaczmarek
D629,979 S 12/2010 Kaczmarek
D630,804 S 1/2011 Ott
D630,805 S 1/2011 Ott
D630,806 S 1/2011 Kaczmarek
D633,664 S 3/2011 Jenkins et al.
D635,311 S 3/2011 Ott
D635,312 S 3/2011 Kaczmarek
D640,429 S 6/2011 Grobleben et al.
D641,939 S 7/2011 Ott
D642,751 S 8/2011 Jenkins et al.
D645,620 S 9/2011 Ott

D645,621 S 9/2011 Jenkins et al.
D647,916 S 11/2011 Kaczmarek
D648,740 S 11/2011 Kaczmarek
D649,559 S 11/2011 Kaczmarek
D653,821 S 2/2012 Grobleben et al.
D681,290 S * 4/2013 Eng et al. D32/3
8,528,995 B2 * 9/2013 Haltmayer et al. 312/228

OTHER PUBLICATIONS

U.S. Appl. No. 29/403,658, filed Oct. 10, 2011.
U.S. Appl. No. 29/403,659, filed Oct. 10, 2011.
U.S. Appl. No. 29/403,660, filed Oct. 10, 2011.
U.S. Appl. No. 29/418,060, filed Apr. 12, 2012.

* cited by examiner




Fig. 1




Fig. 2

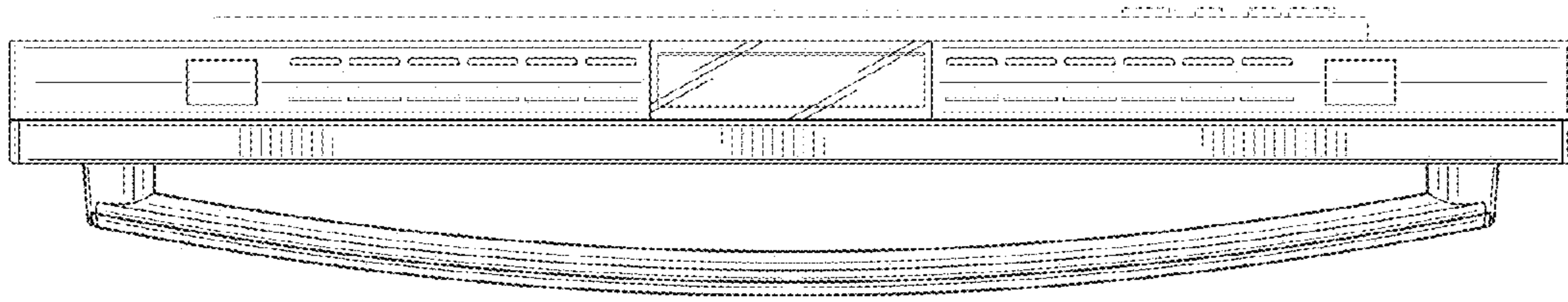


Fig. 3




Fig. 4

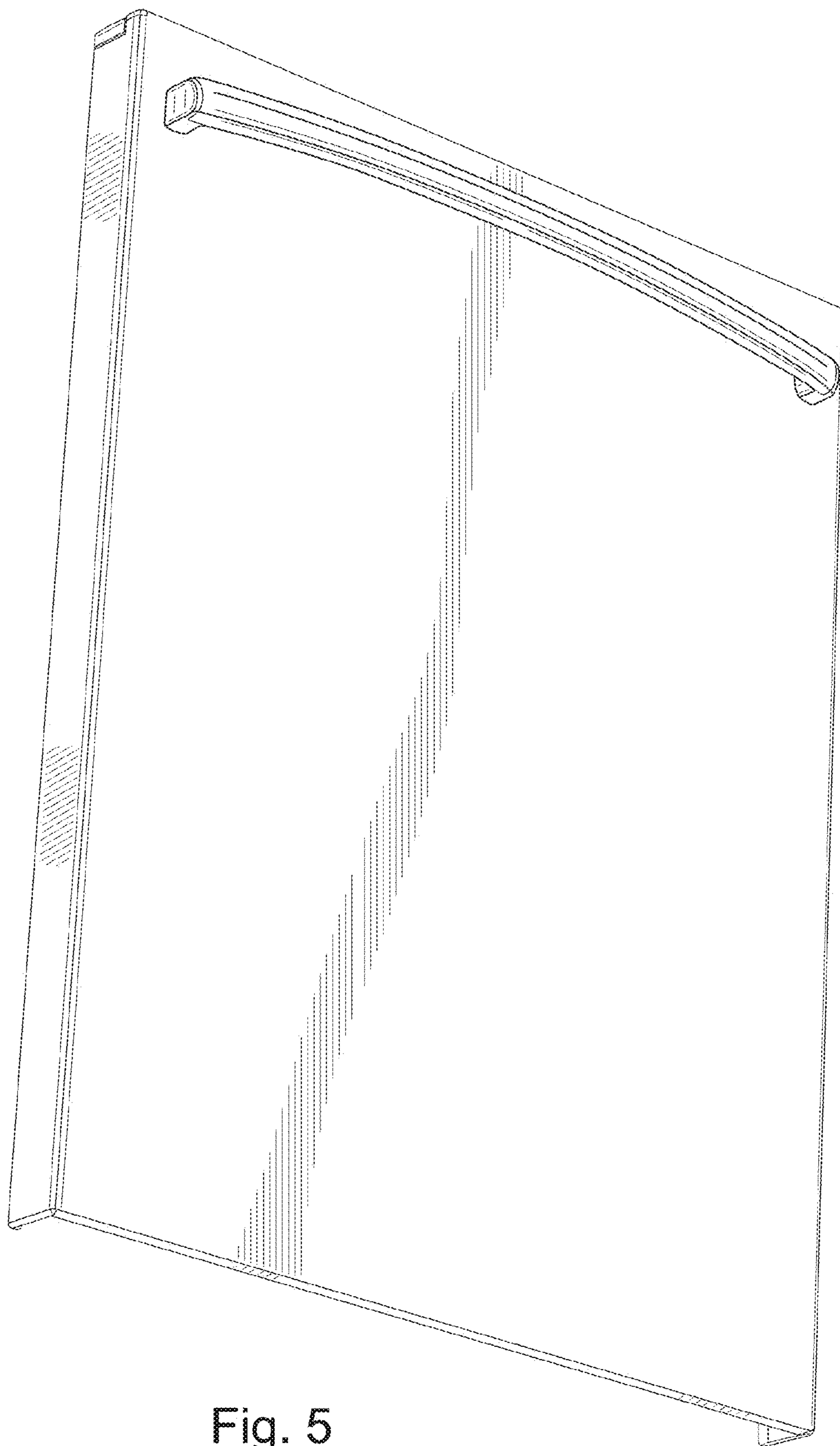


Fig. 5