



US00D720095S

(12) **United States Design Patent**  
**Alima**

(10) **Patent No.:** **US D720,095 S**

(45) **Date of Patent:** **\*\* Dec. 23, 2014**

(54) **MINI VAPORIZER**

(71) Applicant: **Yariv Alima**, Plantation, FL (US)

(72) Inventor: **Yariv Alima**, Plantation, FL (US)

(73) Assignee: **Atmos Nation, LLC**, Davie, FL (US)

(\*\*) Term: **14 Years**

(21) Appl. No.: **29/468,951**

(22) Filed: **Oct. 4, 2013**

(51) **LOC (10) Cl.** ..... **27-02**

(52) **U.S. Cl.**  
USPC ..... **D27/163; D27/101**

(58) **Field of Classification Search**  
CPC ..... A24F 1/02; A24F 1/04; A24F 1/06;  
A24F 1/08; A24F 1/10; A24F 1/12; A24F  
1/14; A24F 1/22; A24F 9/16; A24F  
47/002-47/008; A24F 1/30; A24F 47/00  
USPC ..... D27/100-101, 106, 143, 152, 161-172,  
D27/183-184, 187, 189, 190, 193-194;  
131/220-222, 226, 173, 174, 194,  
131/328-330, 270, 273; D7/584, 585;  
D9/500, 502; D11/143, 144, 146, 152;  
D24/110.5

See application file for complete search history.

(56) **References Cited**

**U.S. PATENT DOCUMENTS**

D364,480 S *	11/1995	Warren, Sr.	.....	D27/183
6,606,998 B1 *	8/2003	Gold	.....	131/273
D644,375 S *	8/2011	Zhou	.....	D27/101
D653,803 S *	2/2012	Timmermans	.....	D27/163
D687,181 S *	7/2013	Goch	.....	D27/101

D688,415 S *	8/2013	Kim	.....	D27/101
D688,416 S *	8/2013	Liu	.....	D27/101
D693,053 S *	11/2013	Chen	.....	D27/101
D694,468 S *	11/2013	Chen	.....	D27/101
D695,450 S *	12/2013	Benassayag et al.	.....	D27/163
D707,389 S *	6/2014	Liu	.....	D27/194
2012/0260926 A1 *	10/2012	Tu et al.	.....	131/329
2013/0068239 A1 *	3/2013	Youn	.....	131/273
2013/0152922 A1 *	6/2013	Benassayag et al.	....	128/202.21
2013/0333711 A1 *	12/2013	Liu	.....	131/329
2014/0041655 A1 *	2/2014	Barron et al.	.....	128/202.21
2014/0216483 A1 *	8/2014	Alima	.....	131/329

\* cited by examiner

*Primary Examiner* — Susan Bennett Hattan

*Assistant Examiner* — Janice Hallmark

(57) **CLAIM**

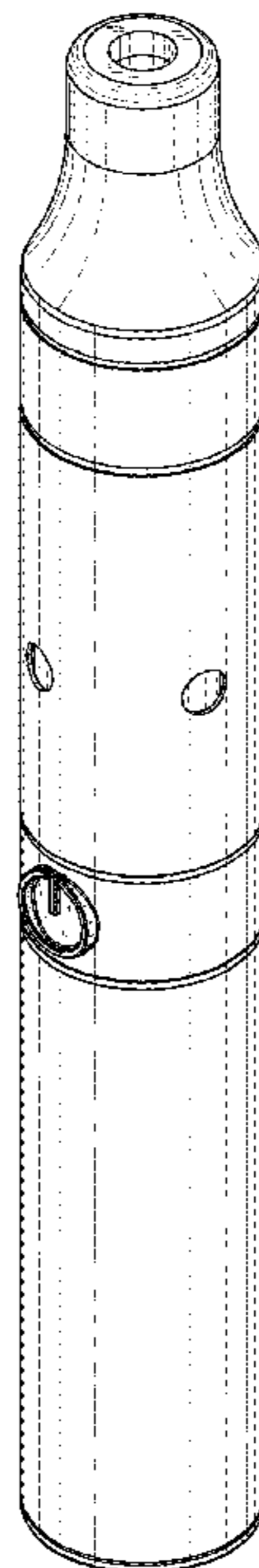
The ornamental design for a mini vaporizer, as shown and described.

**DESCRIPTION**

FIG. 1 is a perspective view of a mini vaporizer;  
FIG. 2 is a front view thereof;  
FIG. 3 is a rear view thereof;  
FIG. 4 is a right view thereof;  
FIG. 5 is a left view thereof;  
FIG. 6 is a top view thereof;  
FIG. 7 is a bottom view thereof;  
FIG. 8 is a front view thereof, showing the plane upon which a cross-sectional view is taken and shown in FIG. 9; and, FIG. 9 is a side cross-sectional view thereof taken along line 9-9 of FIG. 8.

The broken lines in the drawings illustrate portions of the mini vaporizer which form no part of the claimed design.

**1 Claim, 9 Drawing Sheets**



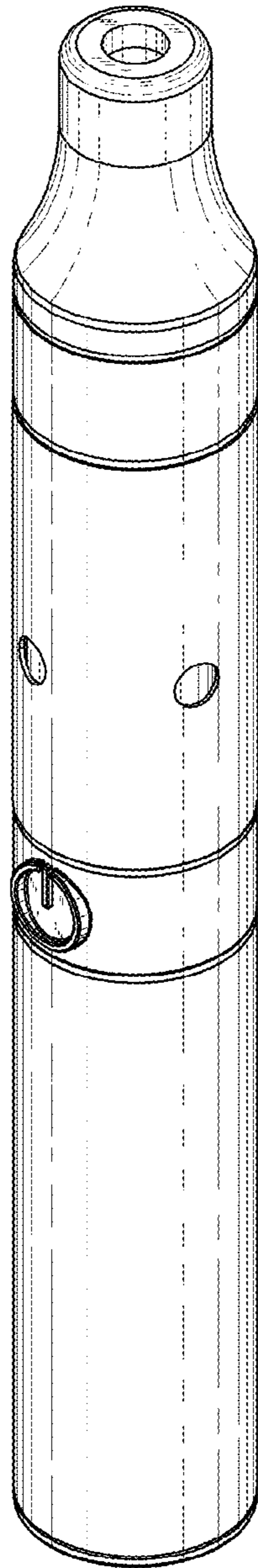


FIG. 1

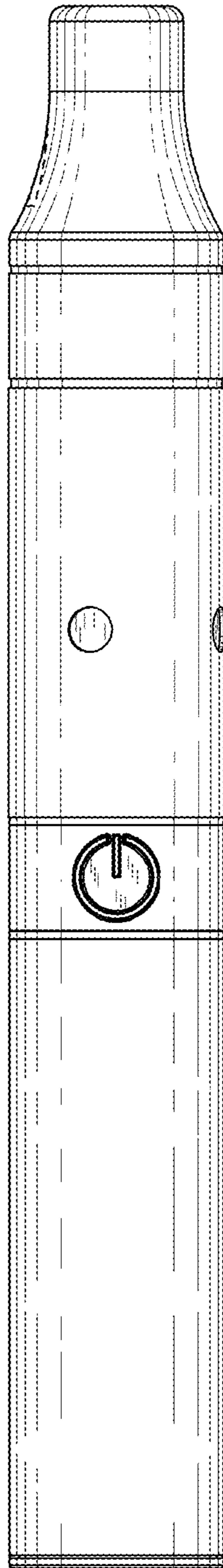


FIG. 2

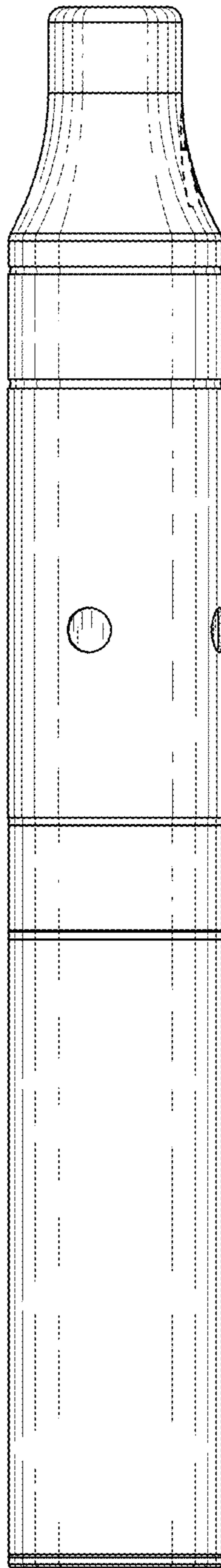


FIG. 3

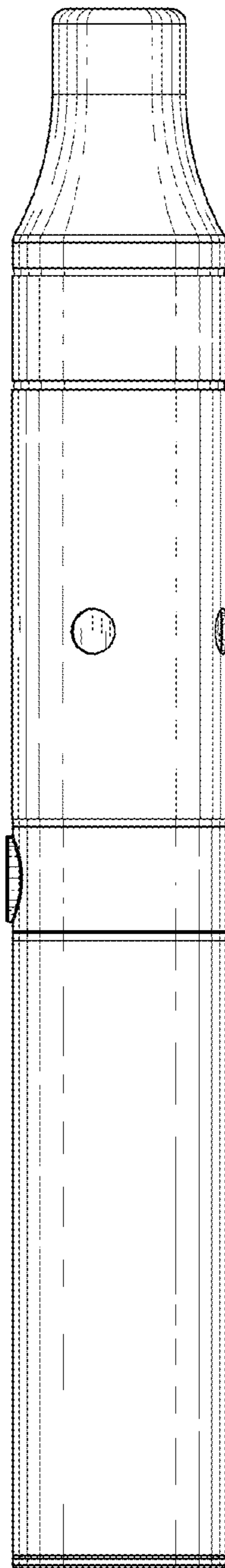


FIG. 4

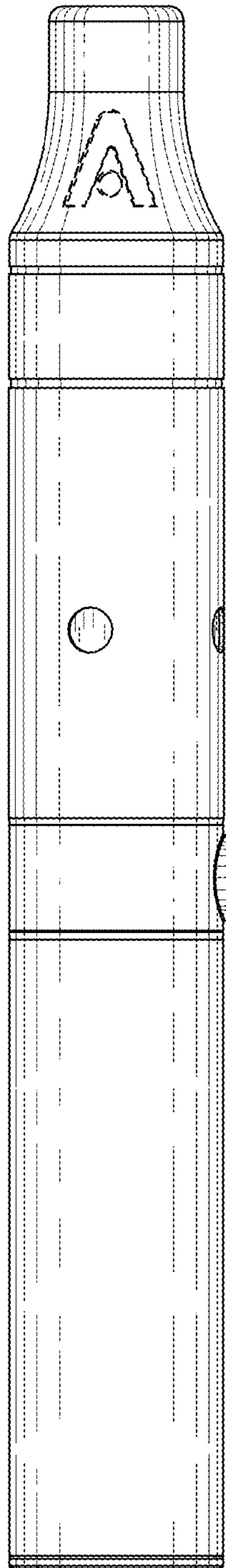


FIG. 5

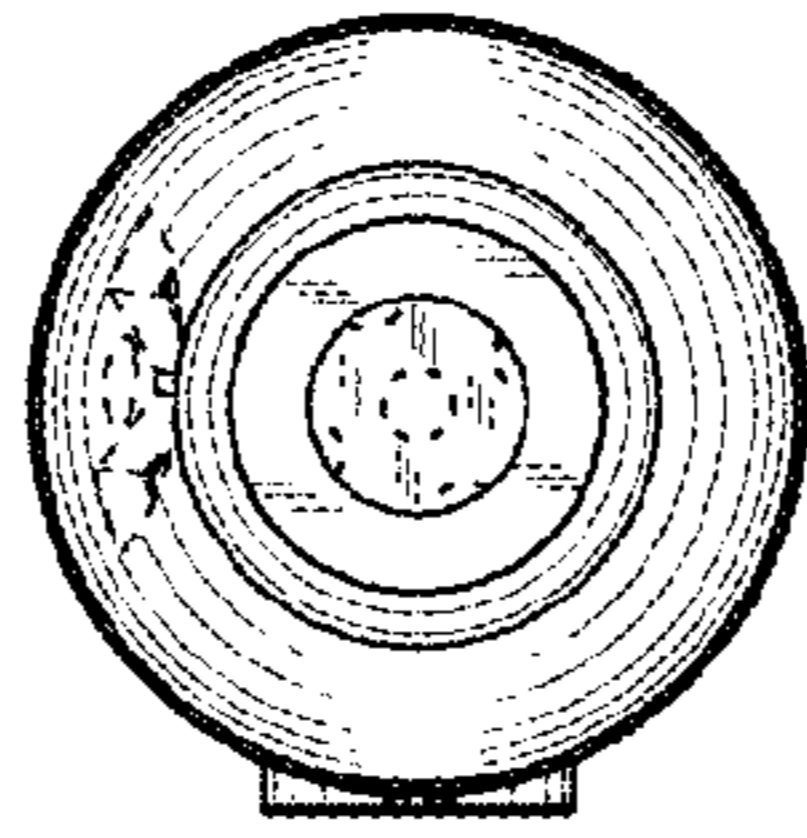


FIG. 6

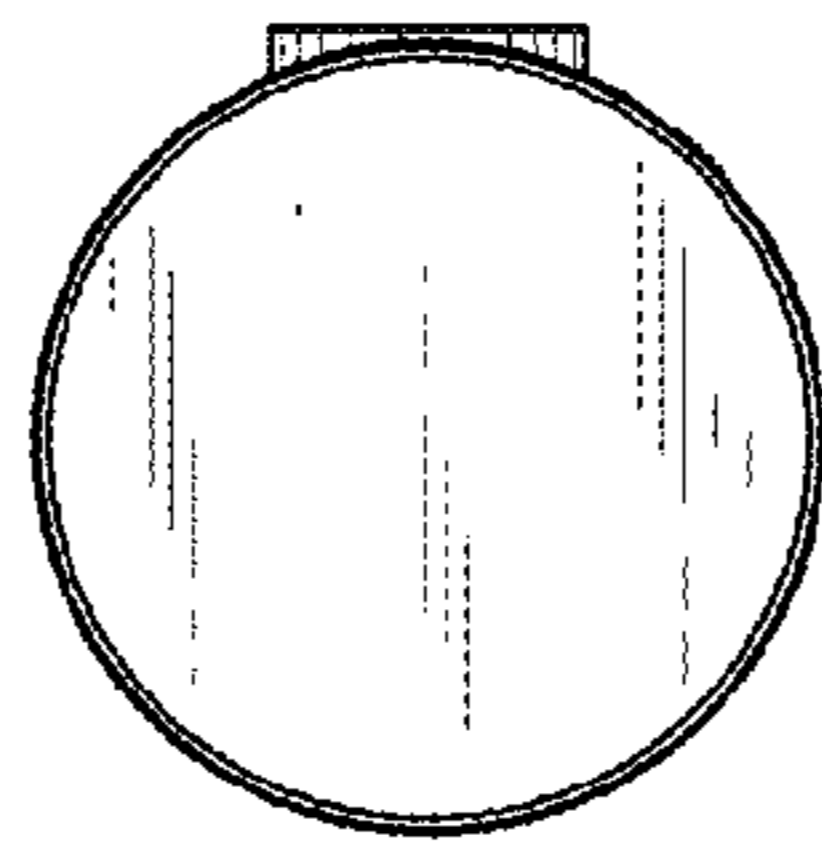


FIG. 7



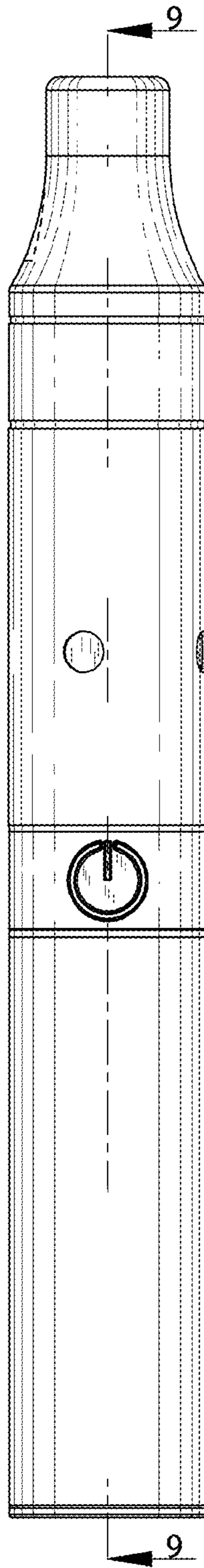


FIG. 8

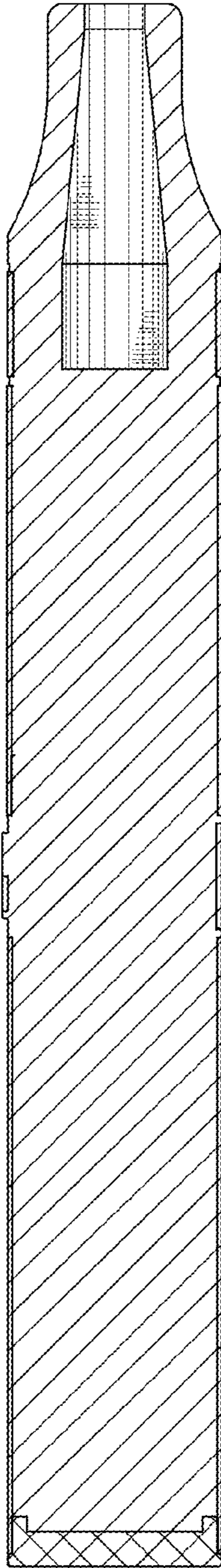


FIG. 9