



US00D720091S

(12) **United States Design Patent**
Huang

(10) **Patent No.:** **US D720,091 S**

(45) **Date of Patent:** **** Dec. 23, 2014**

(54) **HAND LAMP**

(71) Applicant: **Chia-Ling Huang**, Taichung (TW)

(72) Inventor: **Chia-Ling Huang**, Taichung (TW)

(**) Term: **14 Years**

(21) Appl. No.: **29/462,221**

(22) Filed: **Jul. 31, 2013**

(51) **LOC (10) Cl.** **26-02**

(52) **U.S. Cl.**
USPC **D26/49**

(58) **Field of Classification Search**
USPC D26/37, 40, 41, 46, 49, 38, 51;
362/157, 158, 183, 184, 194-196,
362/200-208, 253; D21/725; D22/117
See application file for complete search history.

(56) **References Cited**

U.S. PATENT DOCUMENTS

D368,785 S * 4/1996 Nakao D26/49
6,286,973 B1 * 9/2001 Thrower 362/86
D485,364 S * 1/2004 Lee D24/217
D574,741 S * 8/2008 Gadsden D10/114.9

D596,250 S * 7/2009 Sass D21/725
D646,007 S * 9/2011 Tompkin D26/46
D658,797 S * 5/2012 Bayat et al. D26/46
D682,724 S * 5/2013 Campman D10/114.9
D691,691 S * 10/2013 Sheikh et al. D22/117
D691,692 S * 10/2013 Sheikh et al. D22/117
D695,873 S * 12/2013 Sheikh et al. D22/117

* cited by examiner

Primary Examiner — Ian Simmons

Assistant Examiner — Carissa C Fitts

(74) *Attorney, Agent, or Firm* — Muncy, Geissler, Olds & Lowe, P.C.

(57) **CLAIM**

The ornamental design for a “hand lamp,” as shown and described.

DESCRIPTION

FIG. 1 is a perspective view of a hand lamp showing our new design thereof;

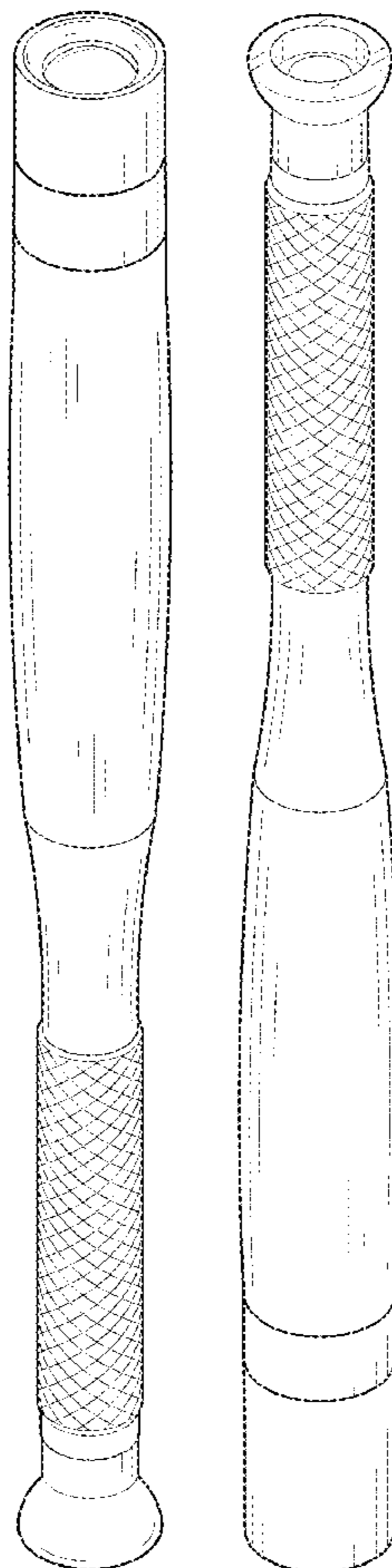
FIG. 2 is an elevational view thereof;

FIG. 3 is a top plan view thereof;

FIG. 4 is a bottom plan view thereof; and,

FIG. 5 is another perspective view thereof.

1 Claim, 4 Drawing Sheets



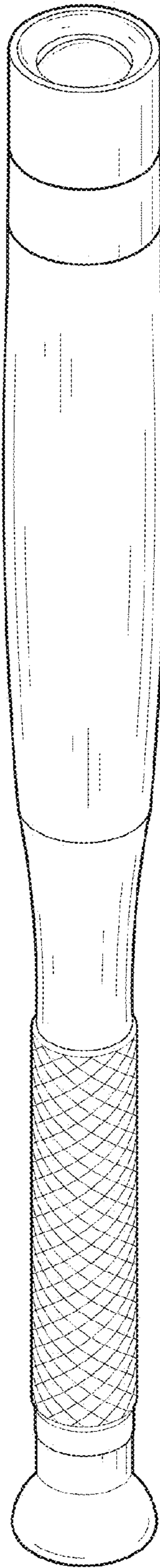


FIG. 1

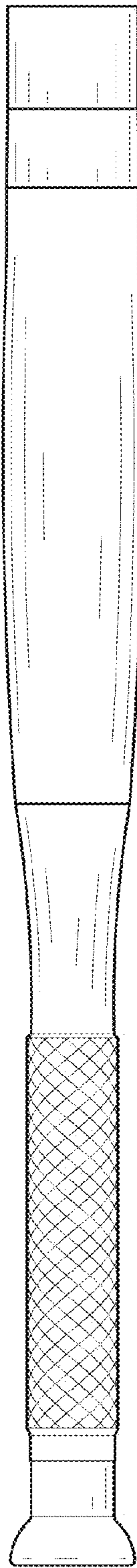


FIG. 2

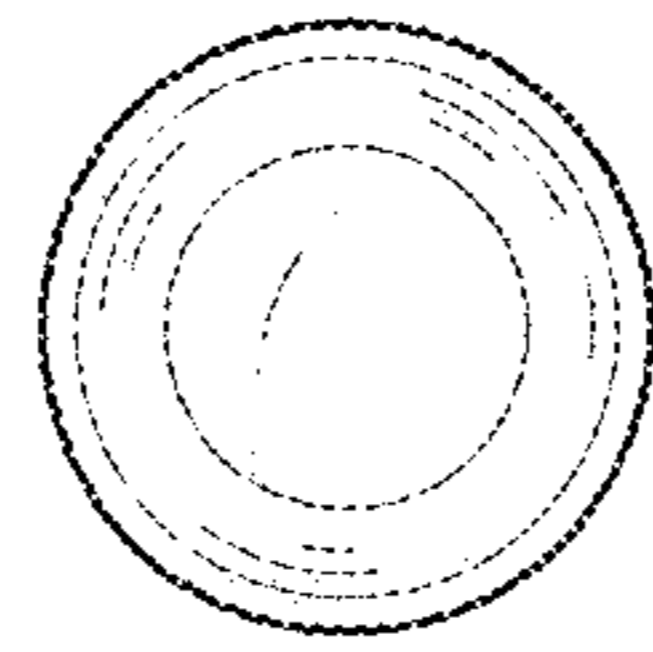


FIG. 3

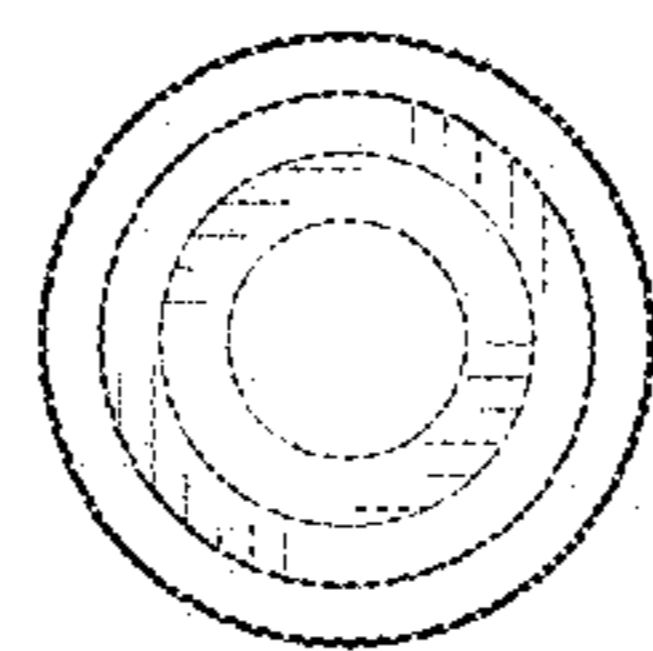


FIG. 4

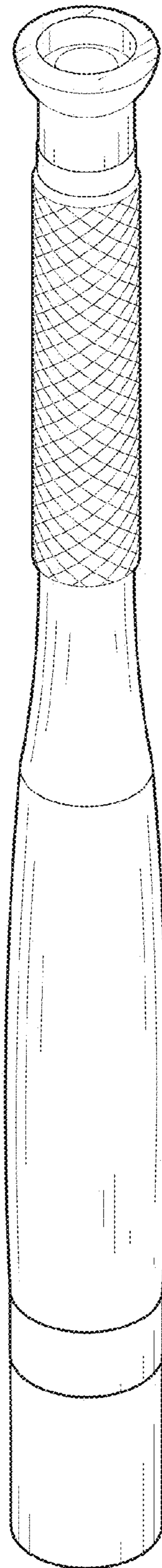


FIG. 5