



US00D720059S

(12) **United States Design Patent**
Niki

(10) **Patent No.:** **US D720,059 S**

(45) **Date of Patent:** **** Dec. 23, 2014**

(54) **AIR CONDITIONER**

(71) Applicant: **Kentarou Niki**, Kusatsu (JP)

(72) Inventor: **Kentarou Niki**, Kusatsu (JP)

(73) Assignee: **Daikin Industries Ltd.**, Osaka-Shi,
Osaka-Fu (JP)

(**) Term: **14 Years**

(21) Appl. No.: **29/494,339**

(22) Filed: **Jun. 19, 2014**

(51) **LOC (10) Cl.** **23-04**

(52) **U.S. Cl.**
USPC **D23/351**

(58) **Field of Classification Search**
USPC D23/351-354, 385, 355, 357, 361;
312/236; 62/259.1, 259.4, 262-263,
62/304; 454/330-331, 349-350
See application file for complete search history.

(56) **References Cited**

U.S. PATENT DOCUMENTS

D558,866 S *	1/2008	Yamamoto	D23/351
D579,095 S *	10/2008	Nagahori et al.	D23/351
D605,267 S *	12/2009	Nakamura et al.	D23/351
D613,842 S *	4/2010	Yamashita	D23/351
D632,769 S *	2/2011	Seki	D23/351

D642,249 S *	7/2011	Seki	D23/351
D642,251 S *	7/2011	Seki	D23/351
D657,035 S *	4/2012	Chouji	D23/351
D681,180 S *	4/2013	Chouji	D23/351
D683,004 S *	5/2013	Chouji	D23/351
D689,179 S *	9/2013	Nishiguchi	D23/351
D700,690 S *	3/2014	Chouji et al.	D23/351
D700,958 S *	3/2014	Ikegaya	D23/351

* cited by examiner

Primary Examiner — Brian N Vinson

(74) *Attorney, Agent, or Firm* — Manabu Kanesaka

(57) **CLAIM**

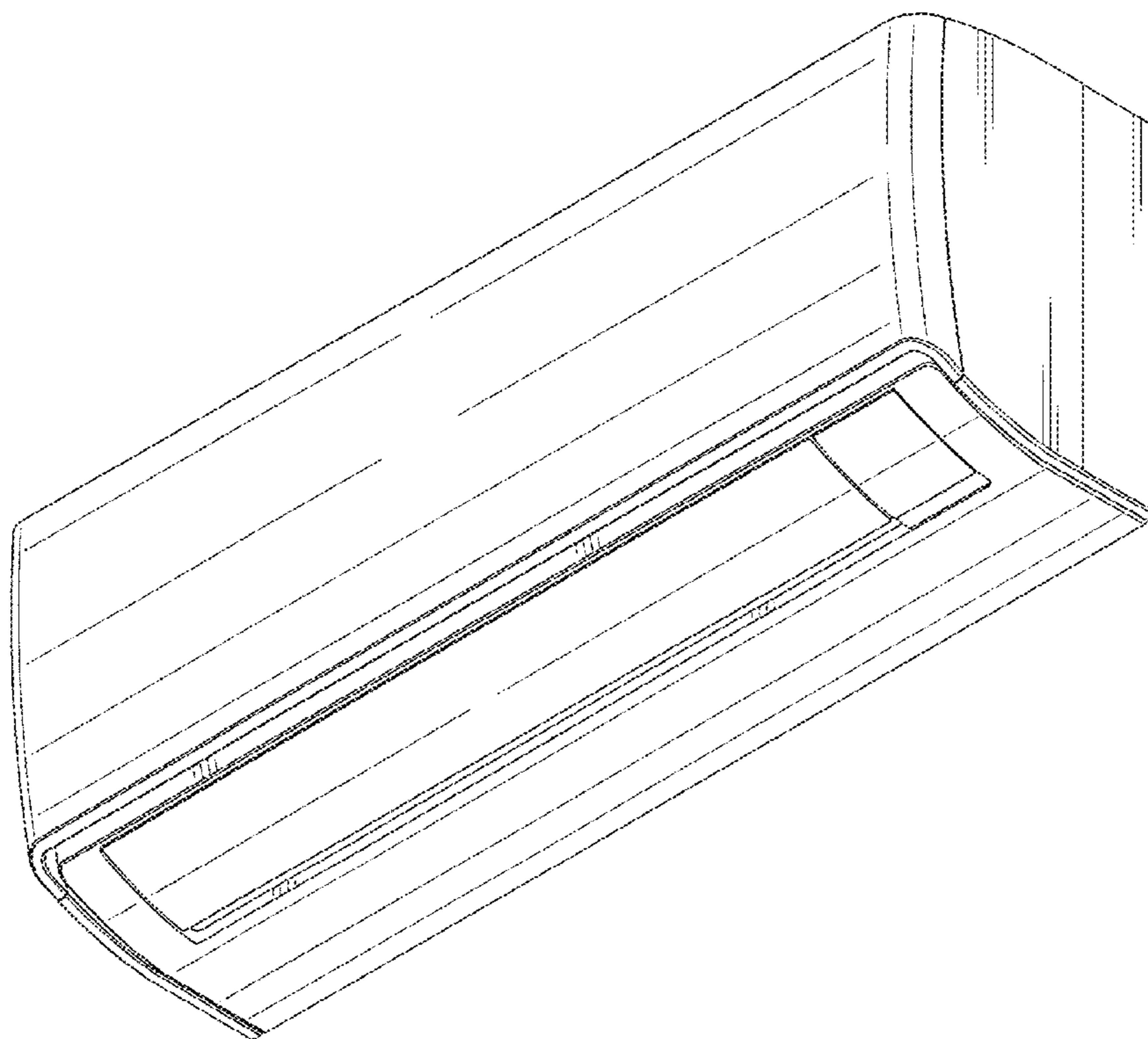
The ornamental design for an air conditioner, as shown and described.

DESCRIPTION

FIG. 1 is a perspective view of an air conditioner showing my new design;
FIG. 2 is a front view thereof;
FIG. 3 is a rear view thereof;
FIG. 4 is a plan view thereof;
FIG. 5 is a bottom view thereof;
FIG. 6 is a left side view thereof;
FIG. 7 is a right side view thereof; and,
FIG. 8 is a cross-sectional view thereof along the line 8-8 in FIG. 2.

The broken lines depict portions of the air conditioner that form no part of claimed design.

1 Claim, 7 Drawing Sheets



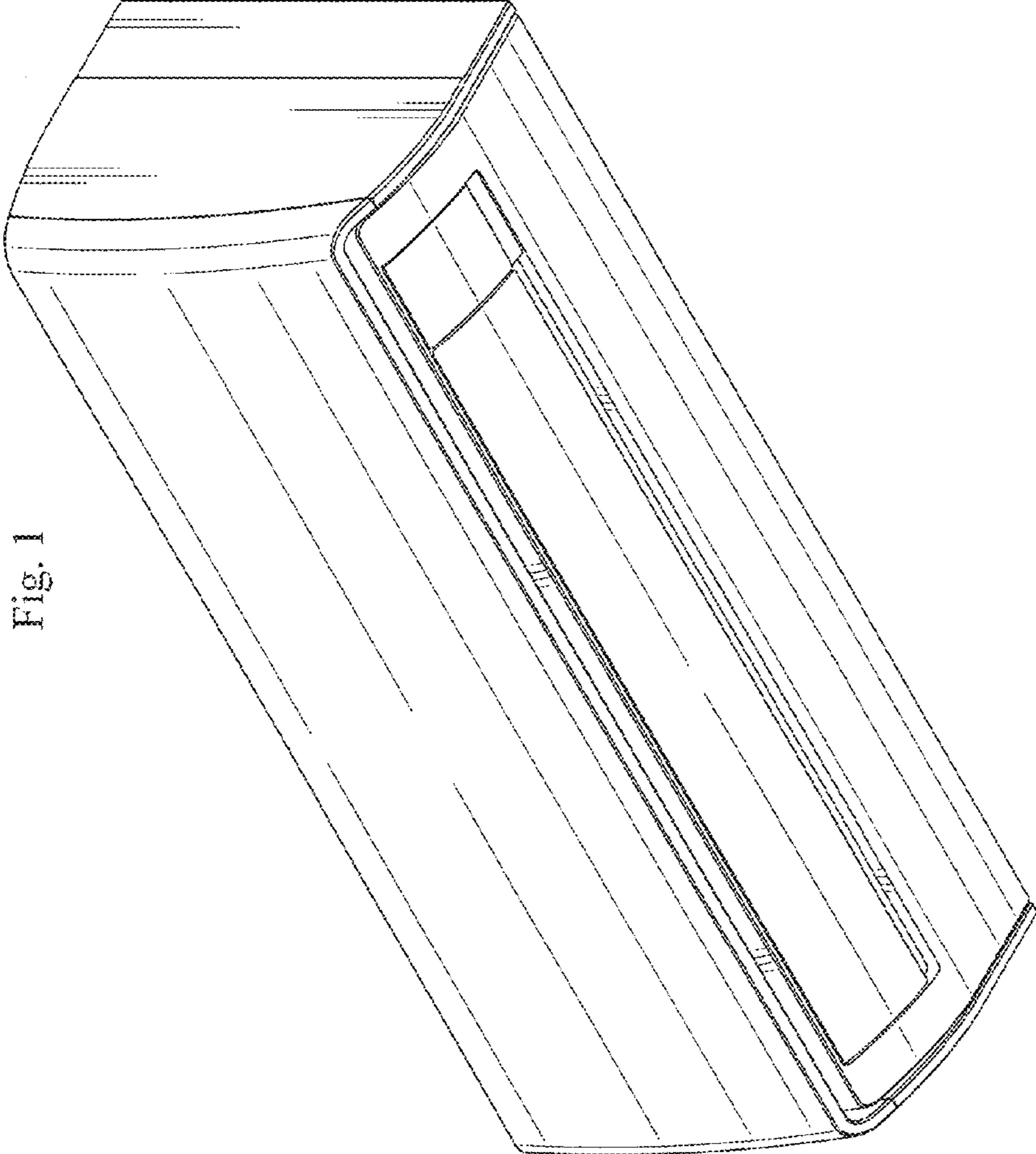


Fig. 1

Fig. 2




Fig. 3




Fig. 4

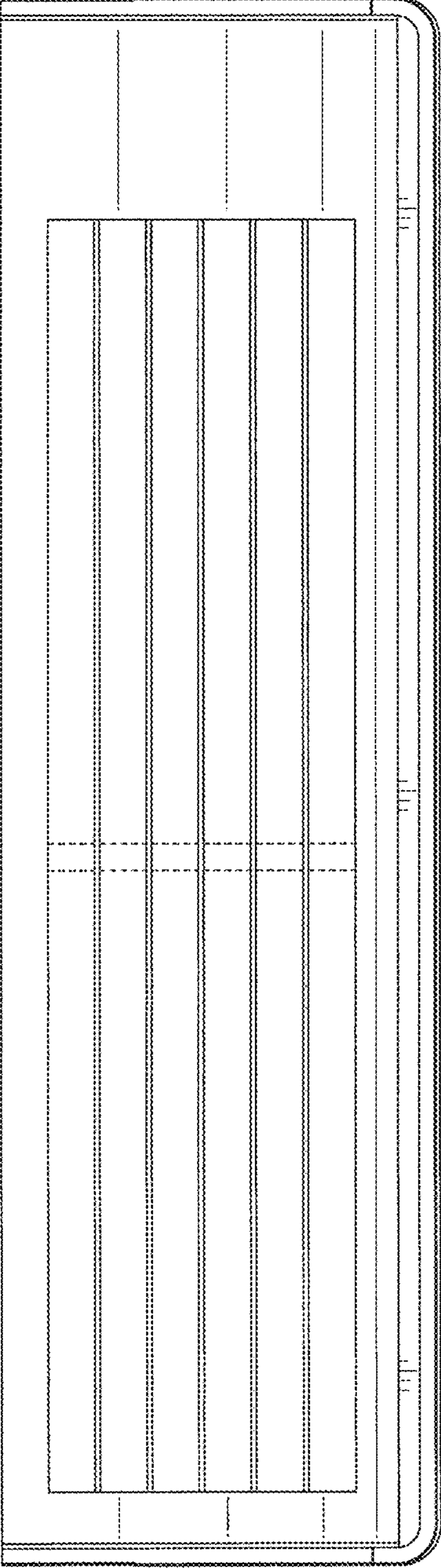


Fig. 5




Fig. 7

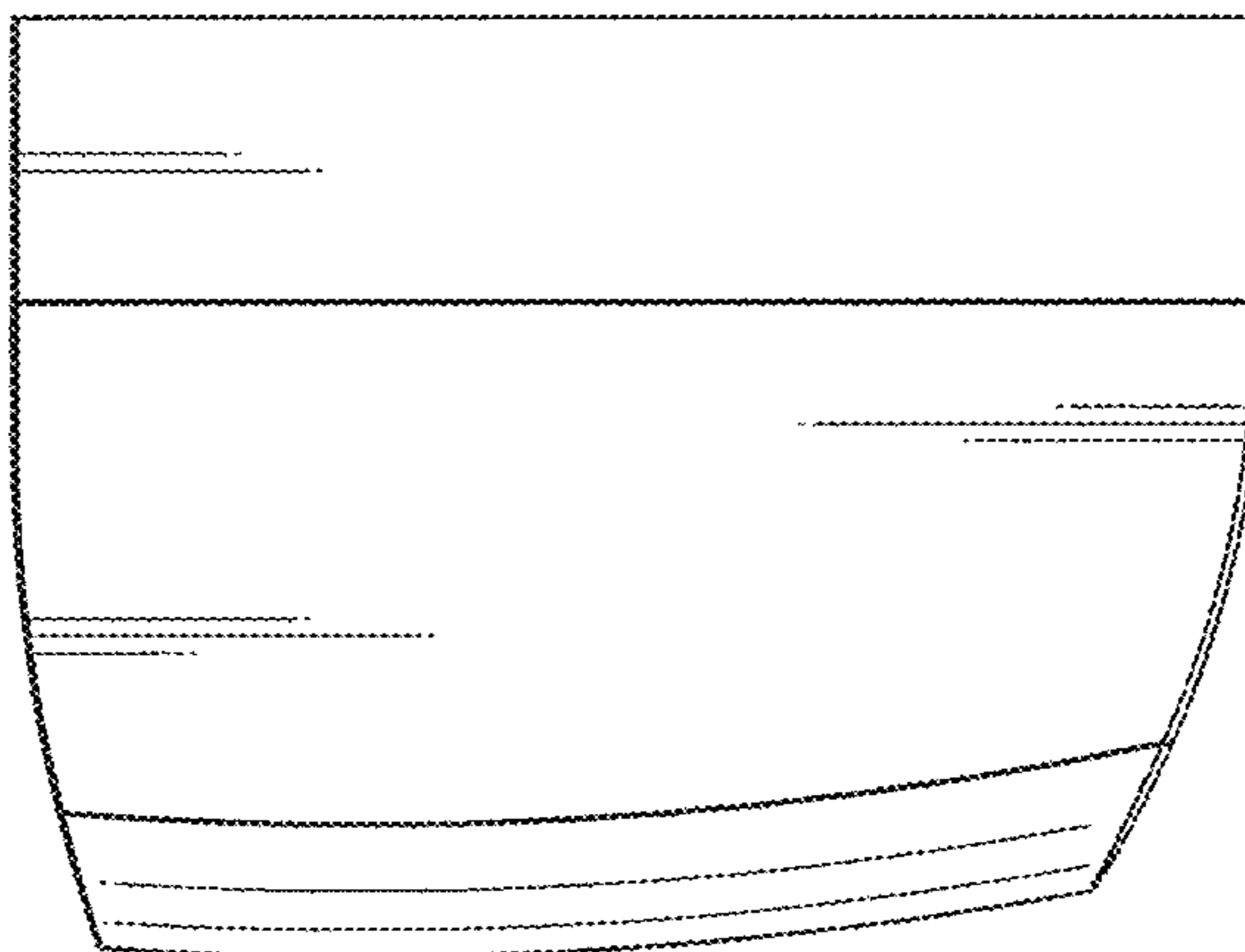


Fig. 6

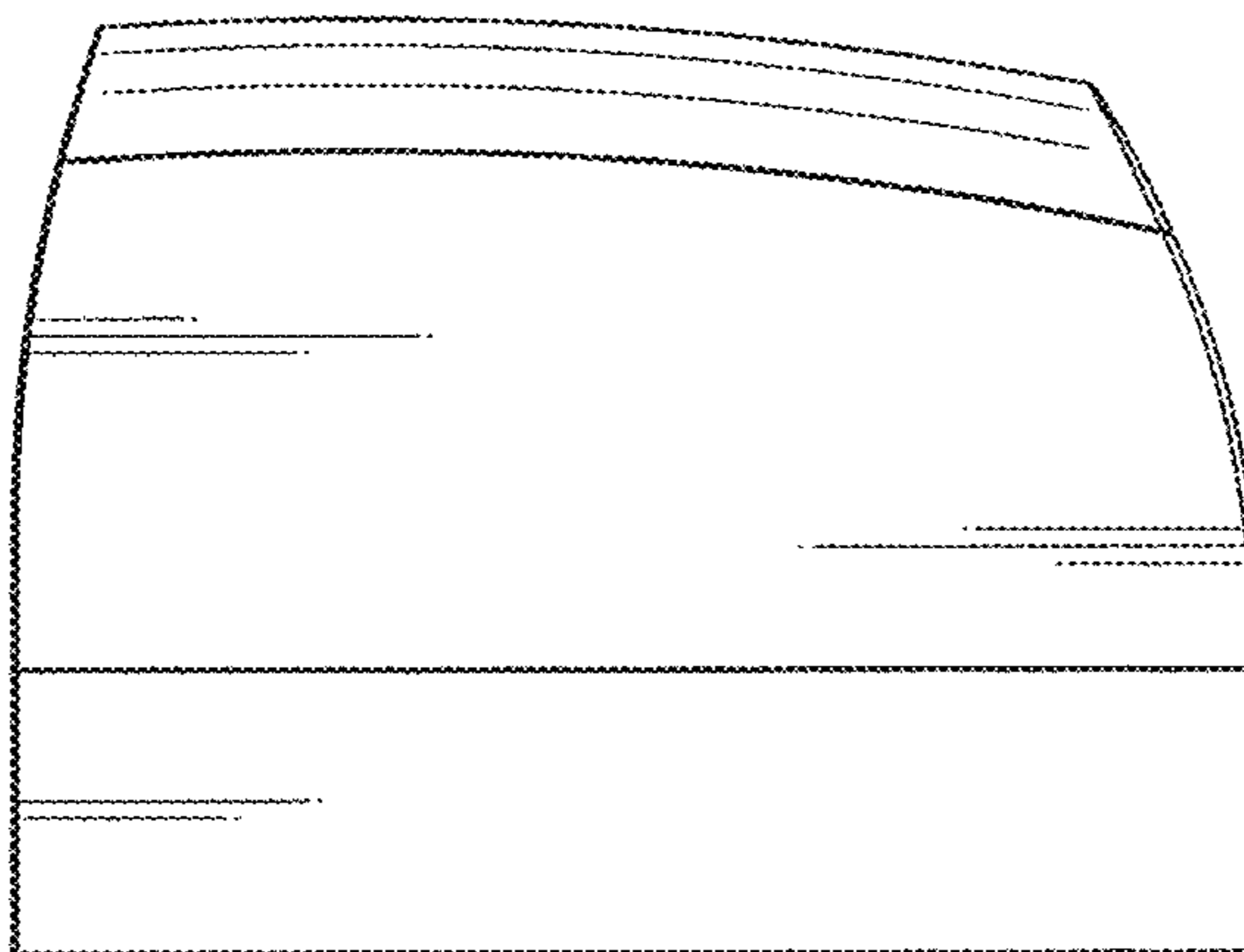


Fig. 8

