



US00D720057S

(12) **United States Design Patent**
Kosuge

(10) **Patent No.:** **US D720,057 S**
(45) **Date of Patent:** **** Dec. 23, 2014**

- (54) **AIR CONDITIONER**
- (71) Applicant: **Hiroyasu Kosuge**, Kusatsu (JP)
- (72) Inventor: **Hiroyasu Kosuge**, Kusatsu (JP)
- (73) Assignee: **Daikin Industries Ltd.**, Osaka-Shi,
Osaka-Fu (JP)
- (**) Term: **14 Years**
- (21) Appl. No.: **29/494,332**
- (22) Filed: **Jun. 19, 2014**
- (51) **LOC (10) Cl.** **23-04**
- (52) **U.S. Cl.**
USPC **D23/351**
- (58) **Field of Classification Search**
USPC D23/351-354, 385, 388; 312/236;
62/259.1, 259.4, 262-263, 304;
454/330-331, 349-350
See application file for complete search history.

D616,082 S *	5/2010	Tsuji	D23/351
D621,491 S *	8/2010	Tsuji	D23/351
D683,837 S *	6/2013	Kim et al.	D23/351
D706,404 S *	6/2014	Tsuji	D23/351
D709,170 S *	7/2014	Tsuji	D23/351

* cited by examiner

Primary Examiner — Brian N Vinson
(74) *Attorney, Agent, or Firm* — Manabu Kanesaka

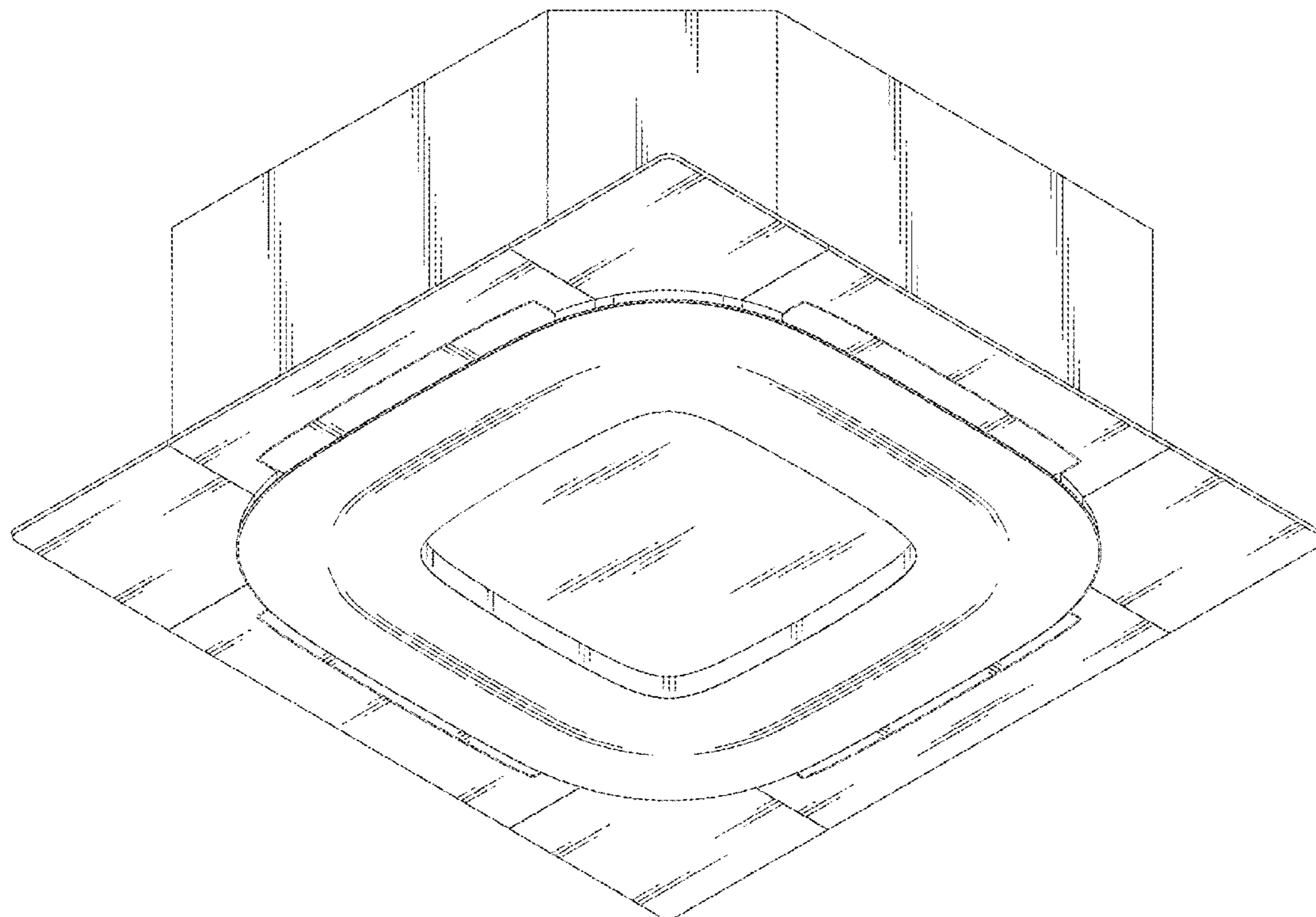
(57) **CLAIM**
The ornamental design for an air conditioner, as shown and described.

DESCRIPTION

FIG. 1 is a perspective view of an air conditioner showing my new design;
 FIG. 2 is a front view thereof;
 FIG. 3 is a rear view thereof;
 FIG. 4 is a plan view thereof;
 FIG. 5 is a bottom view thereof;
 FIG. 6 is a left side view thereof;
 FIG. 7 is a right side view thereof; and,
 FIG. 8 is a cross-sectional view thereof along the line 8-8 in FIG. 2.
 The broken lines depict portions of the air conditioner that form no part of claimed design.

1 Claim, 6 Drawing Sheets

- (56) **References Cited**
U.S. PATENT DOCUMENTS
D539,888 S * 4/2007 Tsuji et al. D23/351
D553,727 S * 10/2007 Kato et al. D23/351
D606,641 S * 12/2009 Kim et al. D23/351



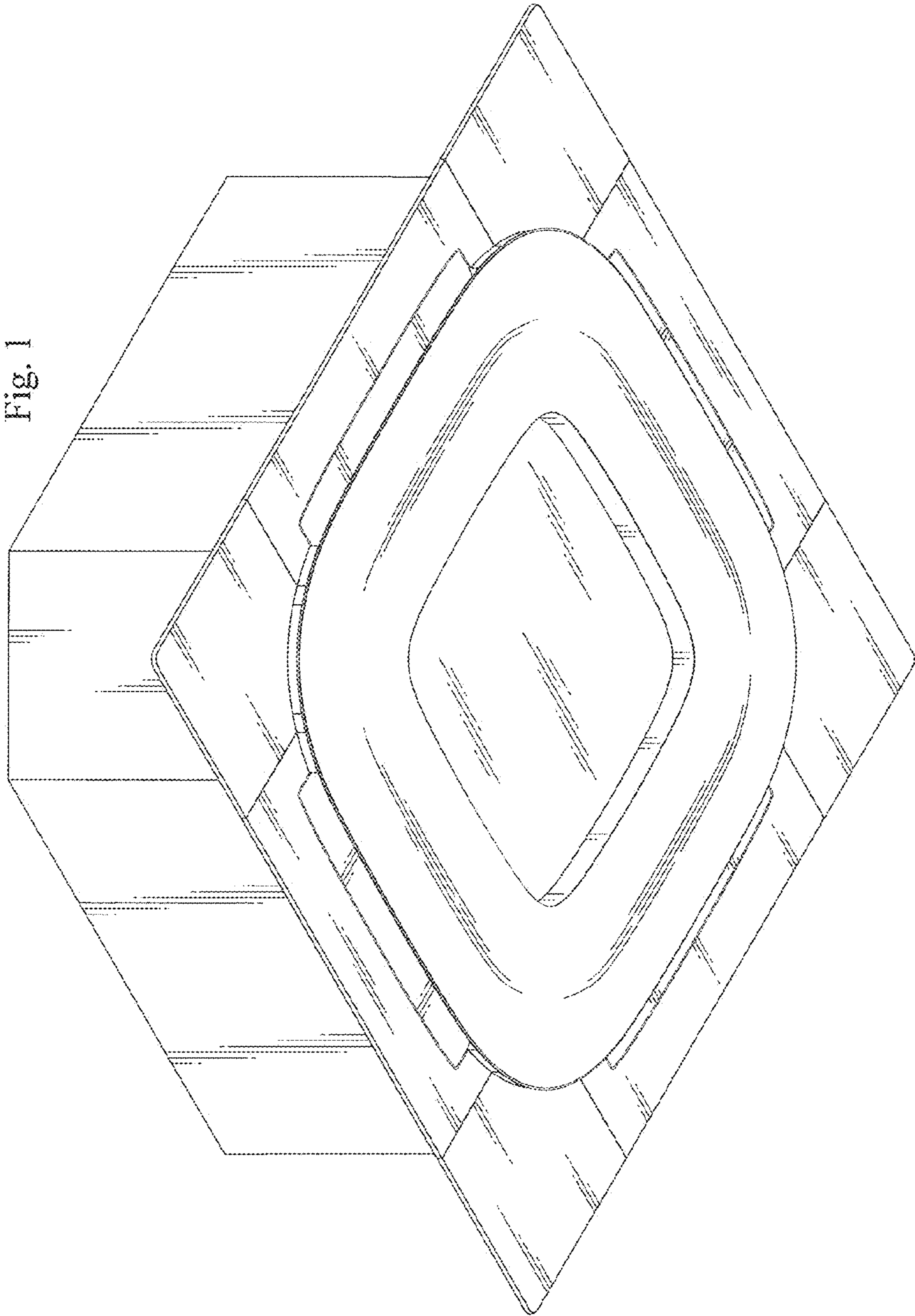


Fig. 1

Fig. 2

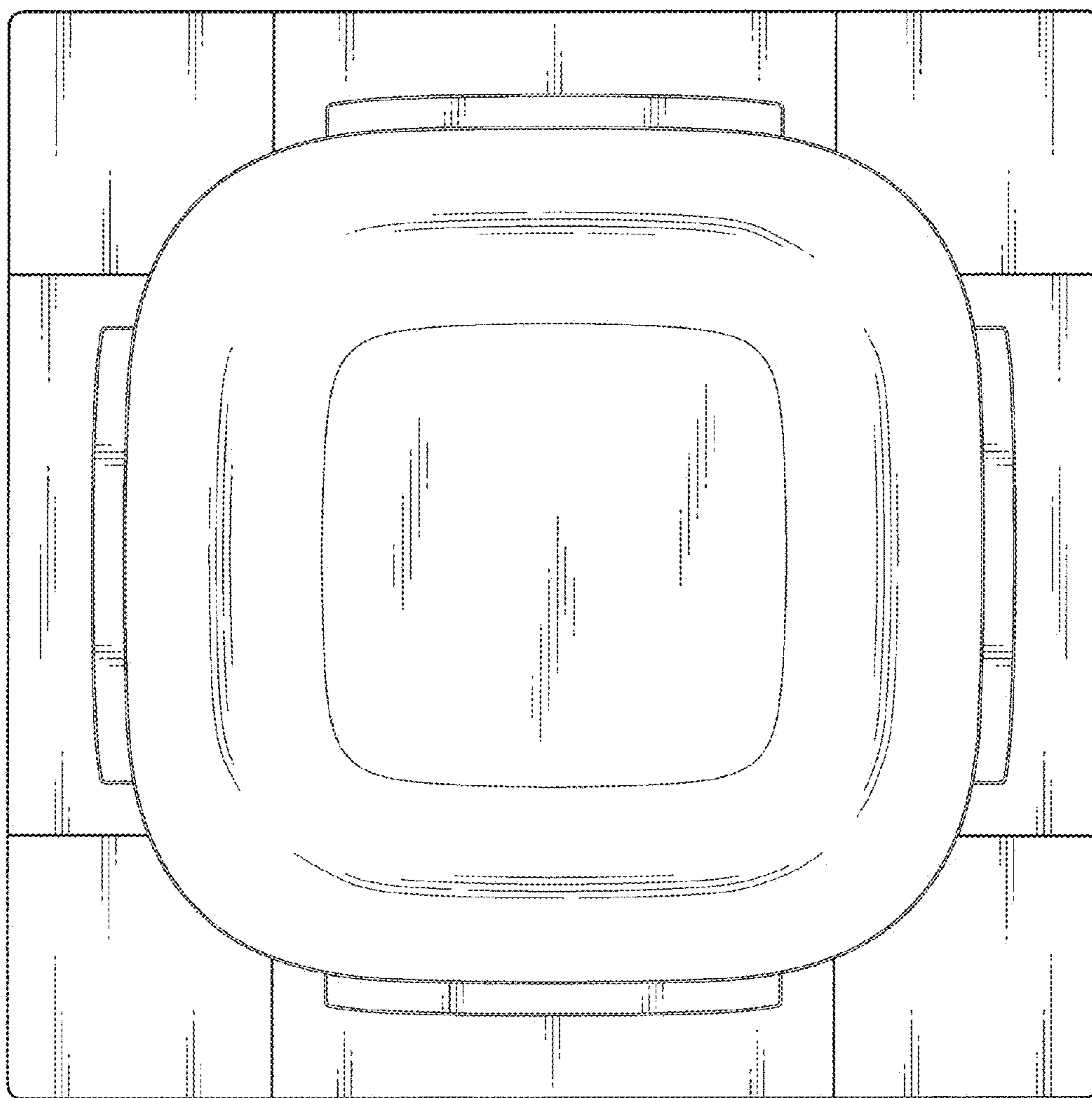



Fig. 3

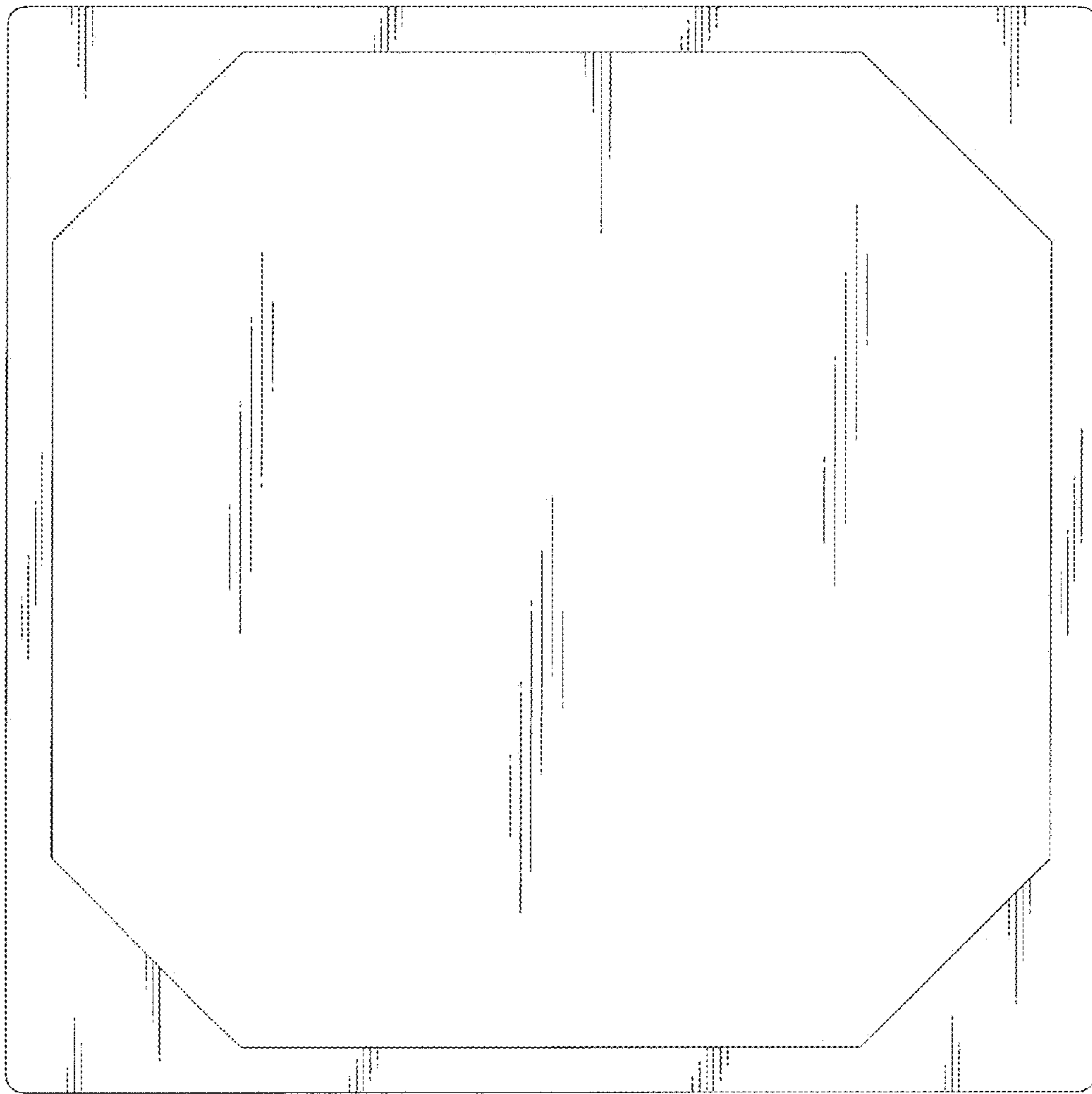


Fig. 4




Fig. 5

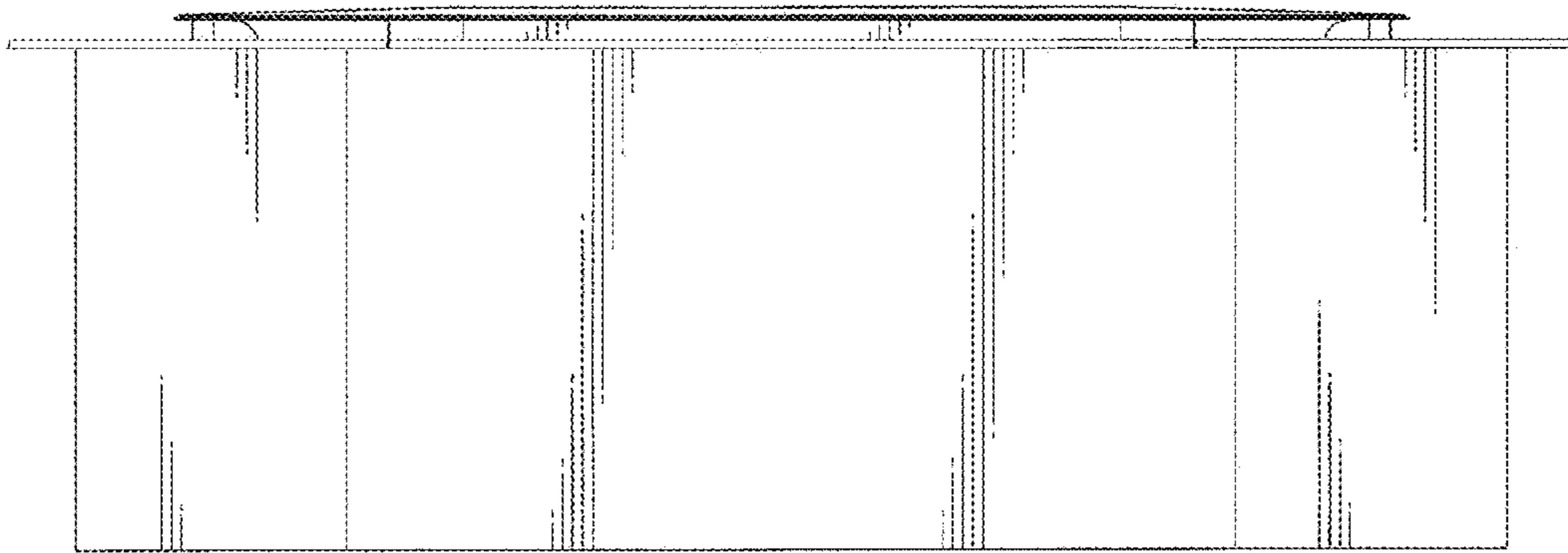


Fig. 6




Fig. 7




Fig. 8

