



US00D720045S

(12) **United States Design Patent**  
**Landi**

(10) **Patent No.:** **US D720,045 S**

(45) **Date of Patent:** **\*\* Dec. 23, 2014**

(54) **INFLATION VALVE**

(71) Applicant: **Frank Landi**, New York, NY (US)

(72) Inventor: **Frank Landi**, New York, NY (US)

(73) Assignee: **NSI International, Inc.**, New York, NY (US)

(\*\*) Term: **14 Years**

(21) Appl. No.: **29/482,964**

(22) Filed: **Feb. 24, 2014**

(51) **LOC (10) Cl.** ..... **23-01**

(52) **U.S. Cl.**  
USPC ..... **D23/233**

(58) **Field of Classification Search**  
USPC ..... D23/231, 233-237, 245, 247; 4/392, 4/393; 137/218, 434, 800, 232, 443, 223, 137/234.5, 854, 522; 114/345, 197; 441/41; 446/224; 141/68, 313, 10; 417/472  
See application file for complete search history.

6,648,004	B2 *	11/2003	Lau	.....	137/223
6,758,236	B2 *	7/2004	Xie	.....	137/223
6,823,905	B1 *	11/2004	Smith et al.	.....	141/68
6,990,994	B2 *	1/2006	Reeb et al.	.....	137/223
7,025,080	B2 *	4/2006	Wass et al.	.....	137/223
D599,434	S *	9/2009	Stenberg	.....	D23/233
D600,319	S *	9/2009	Downing	.....	D23/233
7,841,482	B2 *	11/2010	Fletcher	.....	220/203.01
8,281,799	B2 *	10/2012	Lien	.....	137/228
2005/0109398	A1 *	5/2005	Huang	.....	137/223
2012/0285552	A1 *	11/2012	Song et al.	.....	137/223
2014/0241922	A1 *	8/2014	Yang	.....	417/472

\* cited by examiner

*Primary Examiner* — Cynthia Ramirez

*Assistant Examiner* — Gino Colan

(74) *Attorney, Agent, or Firm* — Andrew F. Young, Esq.;  
Lackenbach Siegel, LLP

(57) **CLAIM**

The ornamental design for an inflation valve, as shown and described.

**DESCRIPTION**

This matter relates to PCT Ser. No.:PCT/US2014/17819 filed on Feb. 21, 2014, the entire contents of which are incorporated herein by reference.

FIG. 1 is a front perspective view of the embodiment of the present invention.

FIG. 2 is a top plan view of the embodiment shown in FIG. 1. FIG. 3 is a bottom plan view of the embodiment shown in FIG. 1, wherein the bottom side is fully disclaimed; and, FIG. 4 is a front elevation view of FIG. 1, a rear elevation view, a left elevation view, and a right elevation view being mirror images thereof.

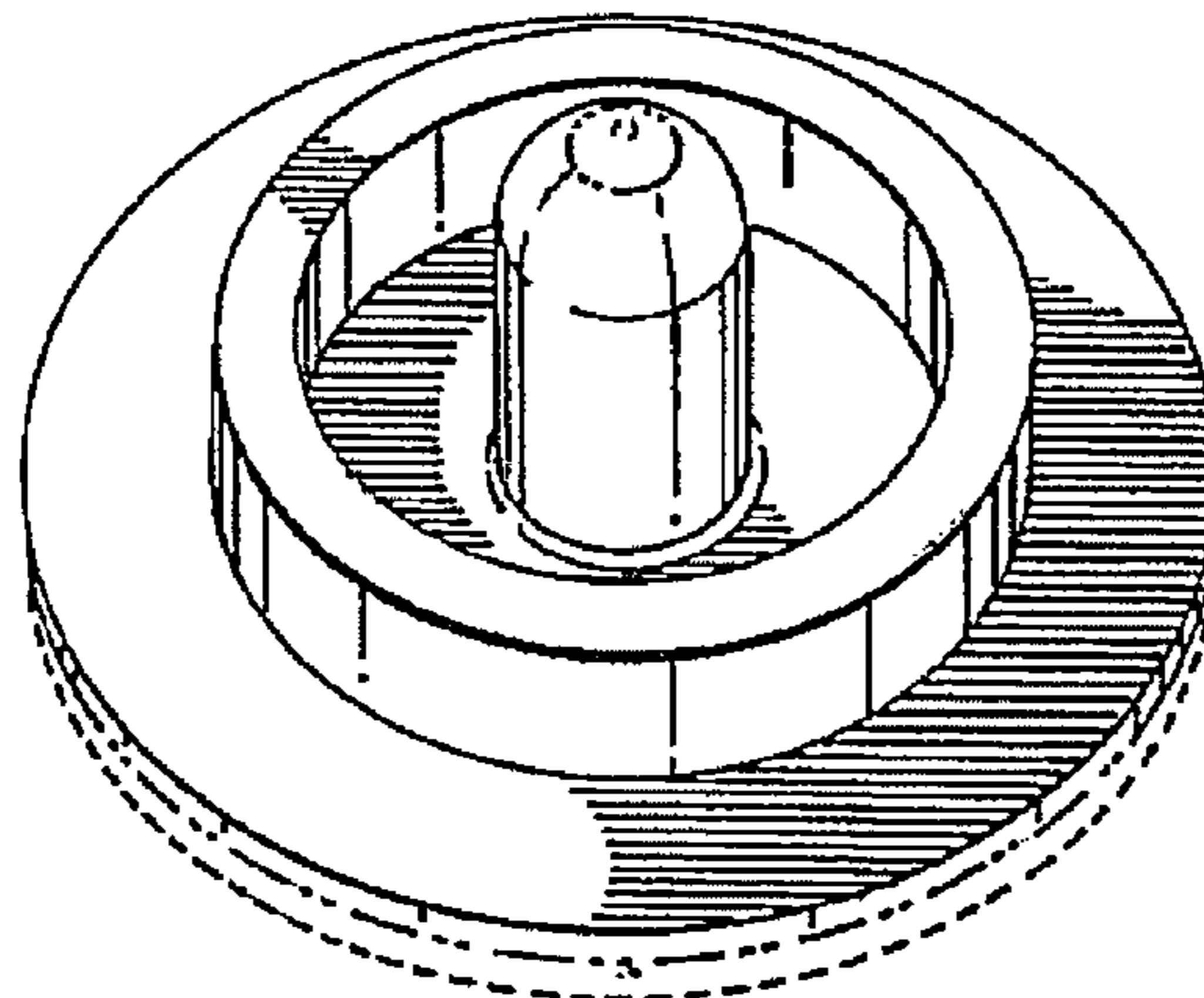
The dash lines shown in the figures are for the purpose of illustrating portions of the inflation valve and form no part of the claimed design. The dash-dot-dot-dash lines in the figures are for the purpose of showing boundaries of the design and form no part of the claimed design.

**1 Claim, 1 Drawing Sheet**

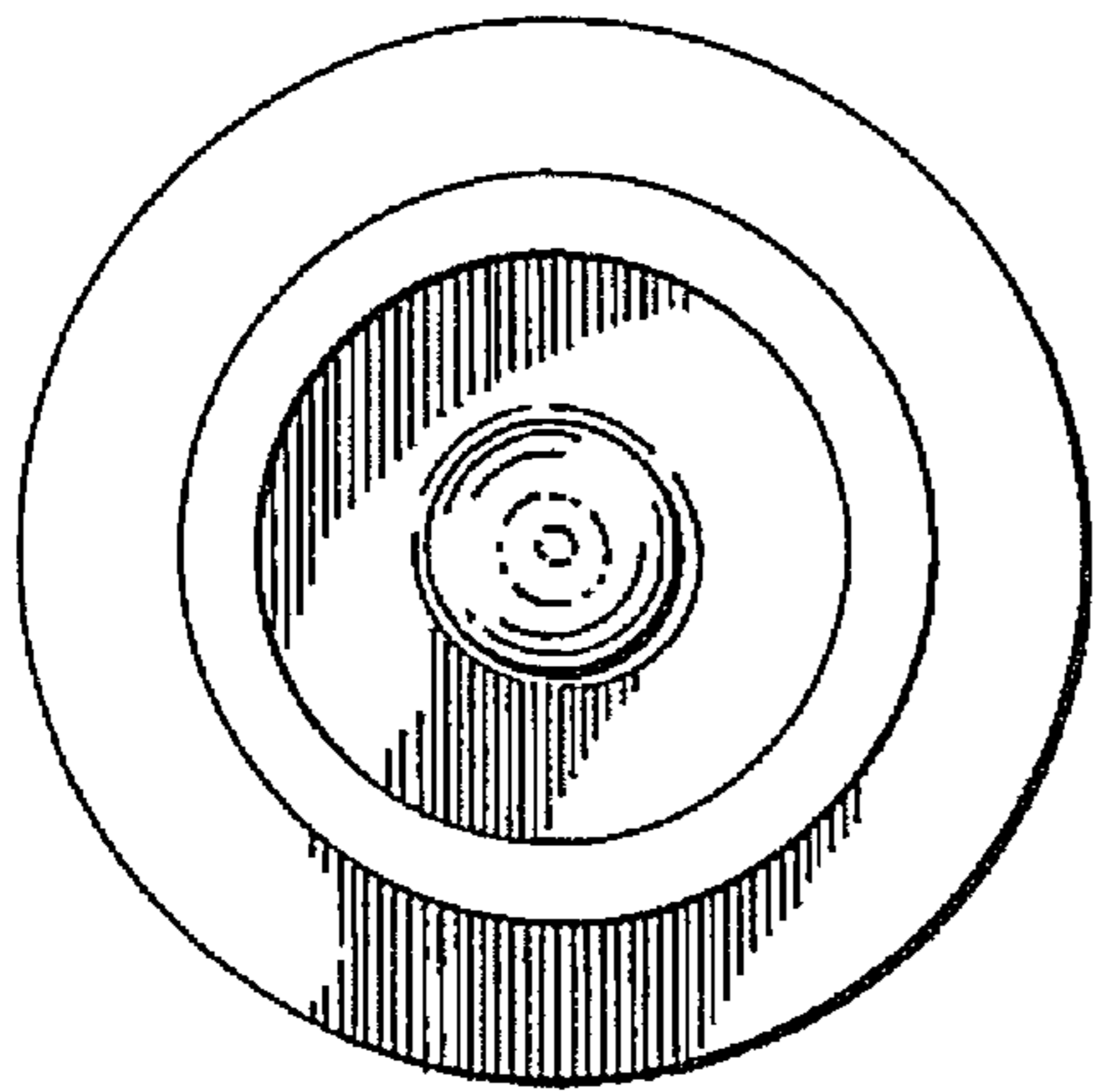
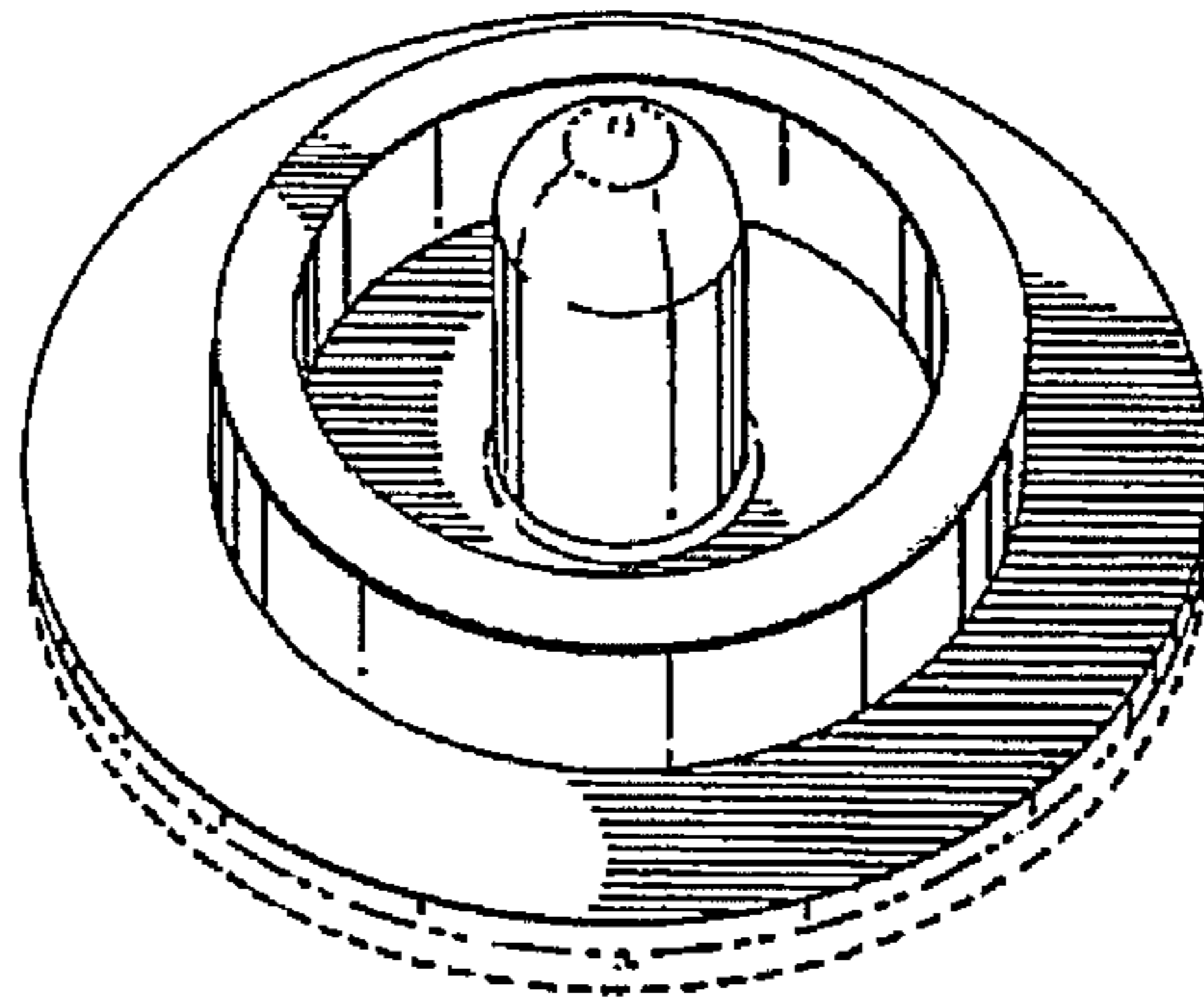
(56) **References Cited**

U.S. PATENT DOCUMENTS

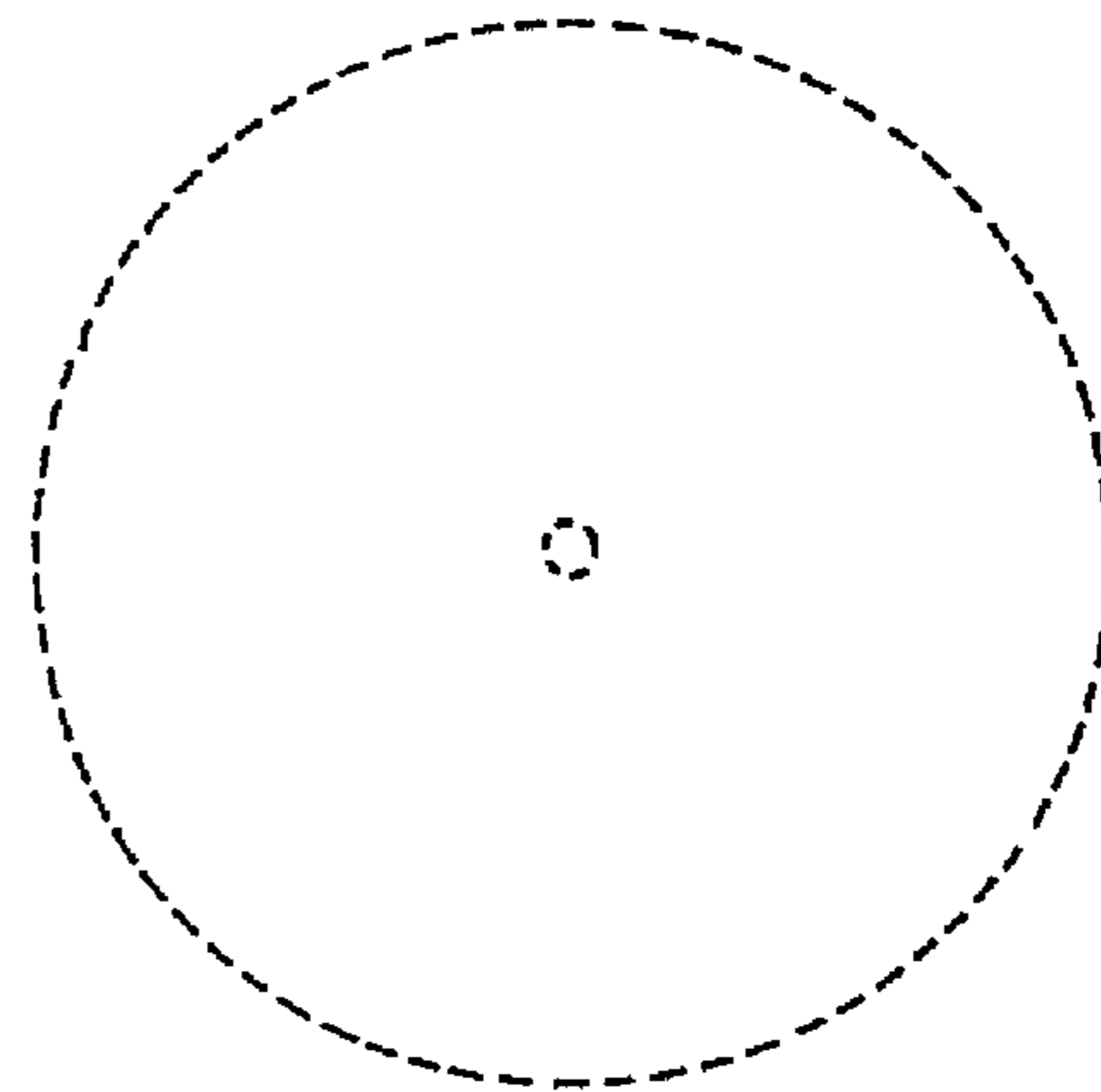
3,785,395	A *	1/1974	Andreasson	.....	137/223
D258,140	S *	2/1981	Sturman et al.	.....	D23/245
RE30,849	E *	1/1982	Crist	.....	137/218
D319,683	S *	9/1991	Scaramucci	.....	D23/237
D319,684	S *	9/1991	Scaramucci	.....	D23/237
D319,866	S *	9/1991	Rogers	.....	D23/235
5,098,329	A *	3/1992	Tseng	.....	446/221
D346,641	S *	5/1994	Scheurer	.....	D23/233
D347,263	S *	5/1994	Phillips	.....	D23/231
5,351,711	A *	10/1994	Peter	.....	137/232
5,358,001	A *	10/1994	Smith	.....	137/223
D398,372	S *	9/1998	Barnes	.....	D23/233
5,881,783	A *	3/1999	Chou	.....	141/351
6,138,711	A *	10/2000	Lung-Po	.....	137/527.8
6,164,314	A *	12/2000	Saputo et al.	.....	137/232
6,314,984	B1 *	11/2001	Barriendos et al.	.....	137/223
6,386,247	B1 *	5/2002	Elze et al.	.....	141/114
6,439,259	B1 *	8/2002	Beaver	.....	137/232
6,622,759	B2 *	9/2003	Yang	.....	141/114



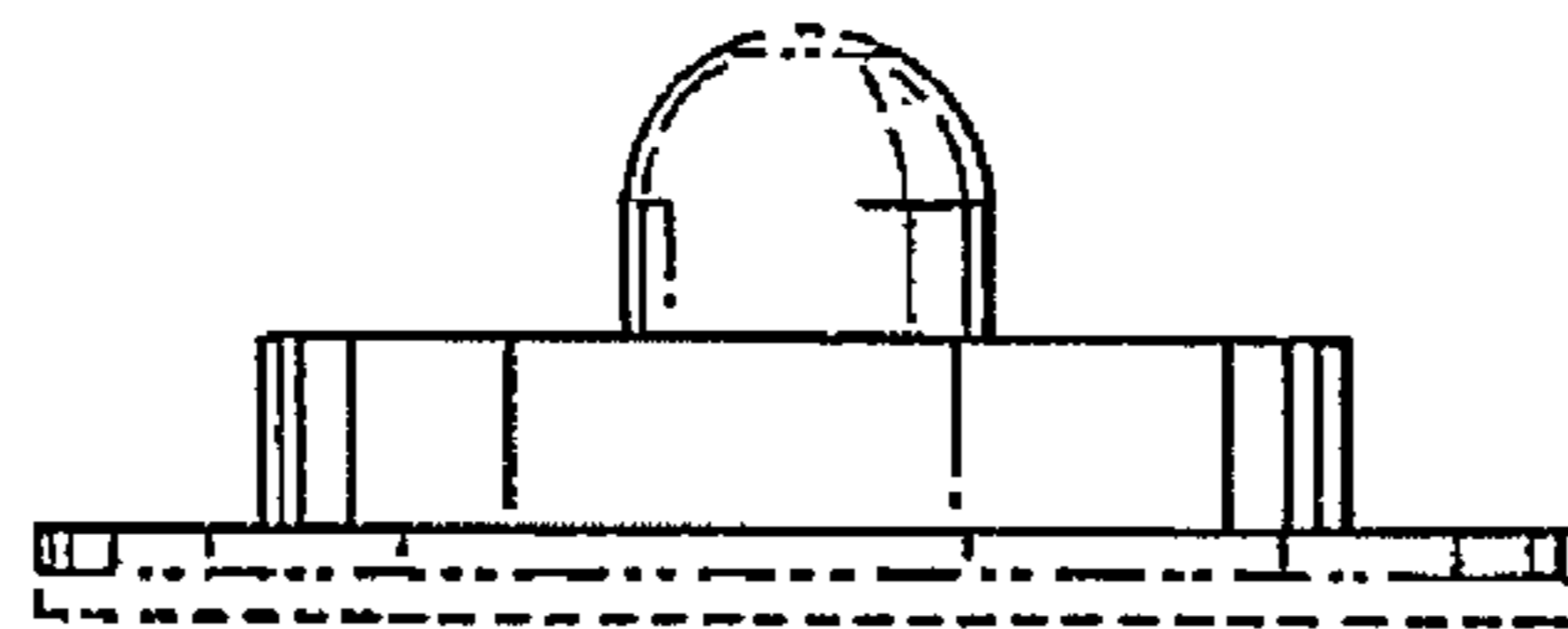
**Fig. 1**



**Fig. 2**



**Fig. 3**



**Fig. 4**