



US00D720018S

(12) **United States Design Patent**
Murphy et al.

(10) **Patent No.:** **US D720,018 S**
(45) **Date of Patent:** **** Dec. 23, 2014**

(54) **SET OF GAME COMPONENTS**
(71) Applicants: **Maureen A. Murphy**, Atlanta, GA (US);
Lawrence Grayson, Cumming, GA (US)

(72) Inventors: **Maureen A. Murphy**, Atlanta, GA (US);
Lawrence Grayson, Cumming, GA (US)

(73) Assignee: **Maureen A. Murphy**, Atlanta, GA (US)

(**) Term: **14 Years**

(21) Appl. No.: **29/472,088**

(22) Filed: **Nov. 8, 2013**

(51) **LOC (10) Cl.** **21-01**

(52) **U.S. Cl.**
USPC **D21/367**; D21/351; D21/373

(58) **Field of Classification Search**
CPC A63F 59/04
USPC D21/351, 361, 367, 372-373, 376, 379,
D21/385-390; 273/146, 268, 288-291;
434/128

See application file for complete search history.

(56) **References Cited**

U.S. PATENT DOCUMENTS

D190,239	S	*	5/1961	Chalcroft	D21/351
D232,453	S	*	8/1974	Bialek	D21/373
4,346,897	A	*	8/1982	Sisak	273/271
D268,937	S	*	5/1983	Roddy	D21/361
D296,450	S	*	6/1988	Chumbley	D21/351
D306,181	S	*	2/1990	Burten	D21/351
5,125,660	A	*	6/1992	Stahl	273/146
D347,662	S	*	6/1994	Johnson	D21/351
5,405,145	A	*	4/1995	Jones et al.	273/146
5,511,792	A	*	4/1996	Simmons et al.	273/251
D441,406	S	*	5/2001	Tompkins	D21/376

6,533,275	B2	*	3/2003	Zaruba et al.	273/146
D479,281	S	*	9/2003	Hardwicke et al.	D21/367
D498,894	S	*	11/2004	Gould	D99/27
6,997,458	B1	*	2/2006	Yokomi	273/288
D523,911	S	*	6/2006	Buckley	D21/390
D564,602	S	*	3/2008	Heath	D21/376

* cited by examiner

Primary Examiner — Sandra Morris

(57) **CLAIM**
The ornamental design for a set of game components, as shown and described.

DESCRIPTION

FIG. 1 is a perspective front view of the first component of a set of game components showing three sides of a die;
 FIG. 2 is a perspective rear view of the first component of the set of game components showing the other three sides of the die of FIG. 1;
 FIG. 3 is a plan view of the blank of FIGS. 1 and 2;
 FIG. 4 is a top plan view of a second component of the set of game components, the tokens;
 FIG. 5 is a bottom plan view of the second components of the set of game components;
 FIG. 6 is a left side elevation view of the second components of the set of game components;
 FIG. 7 is a front elevation view of the second components of the set of game components;
 FIG. 8 is a top plan view of a third component of the set of game components, the game board;
 FIG. 9 is a right side elevation view of the third component of a set of game components; and,
 FIG. 10 is a front elevation view of the third component of a set of game components.
 The width of the game board is shown in broken lines for illustrative purposes of the depth of the game board only and forms no part of the claimed design.

1 Claim, 5 Drawing Sheets

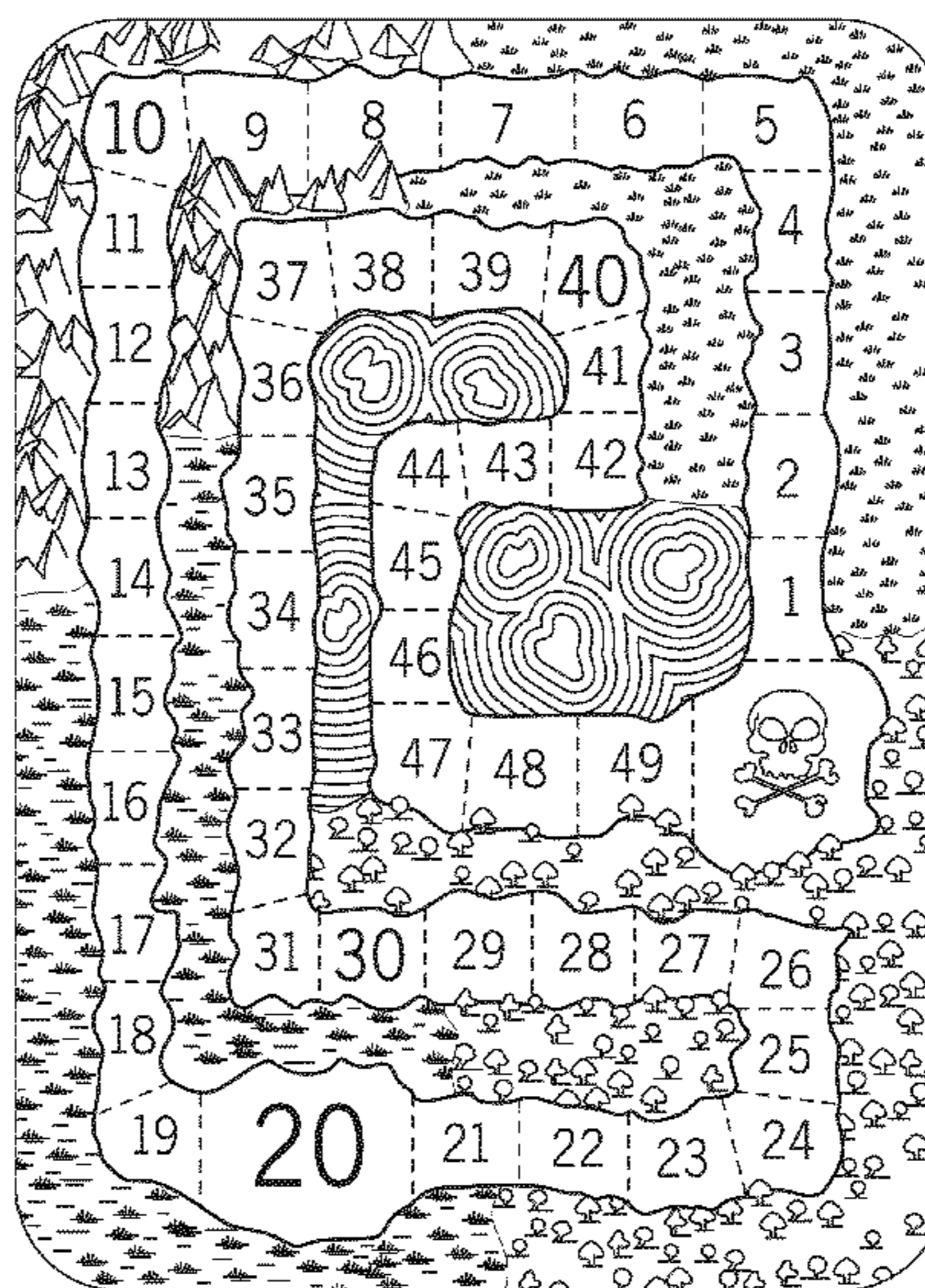



FIG. 1





FIG. 2






FIG. 4




FIG. 5


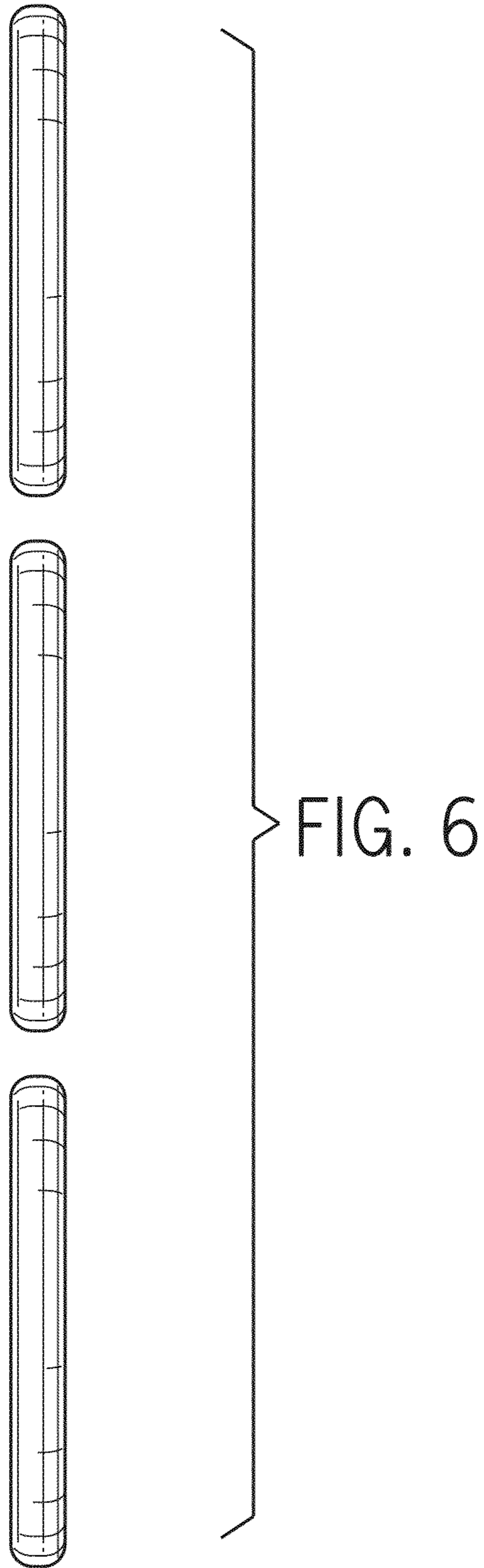


FIG. 7

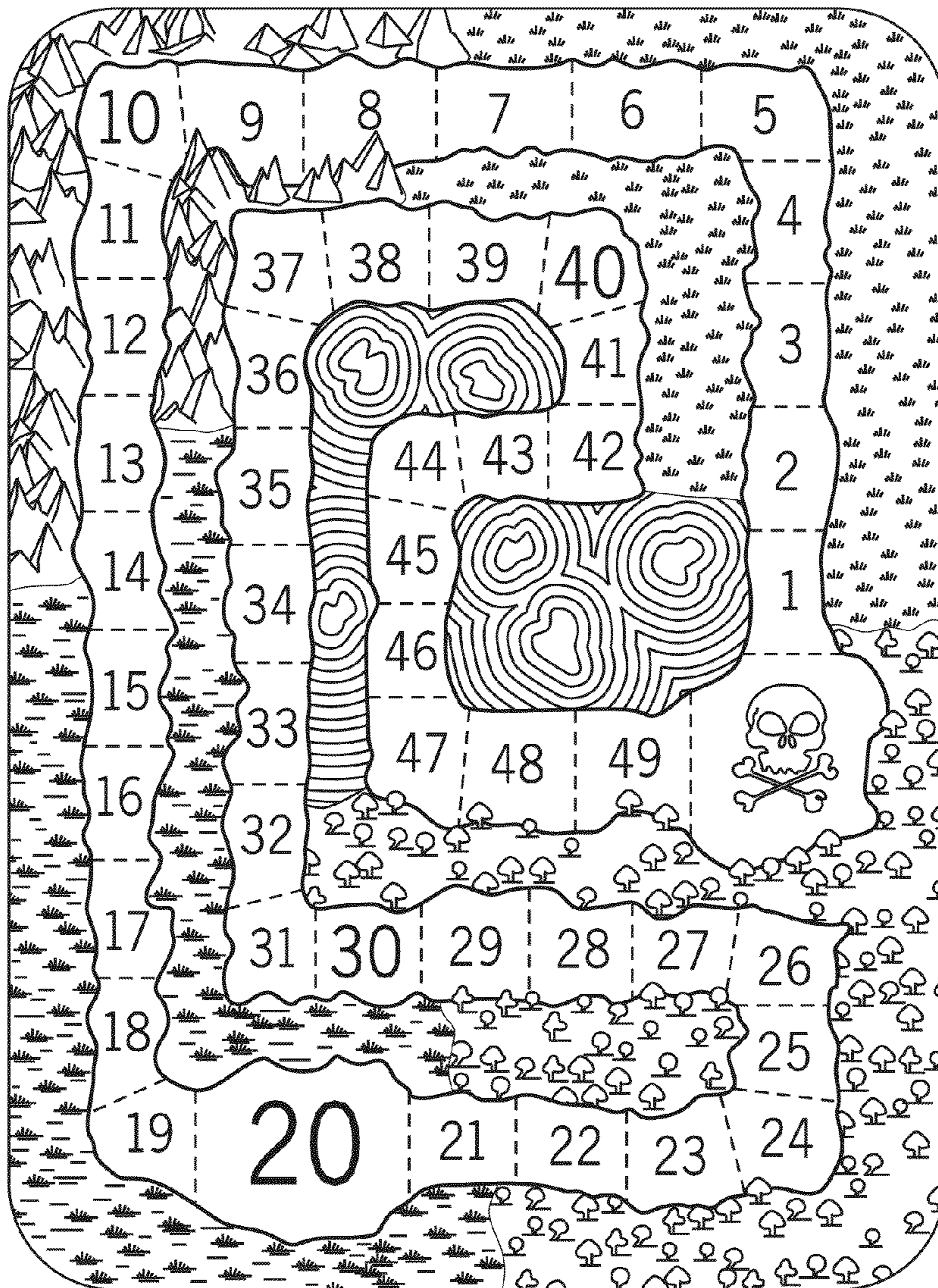


FIG. 8

FIG. 9



FIG. 10