



US00D720016S

(12) **United States Design Patent**
McDowell

(10) **Patent No.:** **US D720,016 S**

(45) **Date of Patent:** **** Dec. 23, 2014**

(54) **TARGET**

(71) Applicant: **Rick McDowell**, Iowa Falls, IA (US)

(72) Inventor: **Rick McDowell**, Iowa Falls, IA (US)

(**) Term: **14 Years**

(21) Appl. No.: **29/456,763**

(22) Filed: **Jun. 4, 2013**

(51) **LOC (10) Cl.** **21-01**

(52) **U.S. Cl.**
USPC **D21/302**

(58) **Field of Classification Search**
USPC D21/300, 302, 303, 307, 334; 273/348,
273/336, 340-347, 386, 407, 287; 473/569,
473/578, 591

See application file for complete search history.

(56) **References Cited**

U.S. PATENT DOCUMENTS

D276,449	S	*	11/1984	Morrion et al.	D21/307
4,726,593	A	*	2/1988	Wade	273/392
D333,683	S	*	3/1993	Trachet	D21/302
5,560,617	A	*	10/1996	Liang	273/376

5,671,924	A	*	9/1997	Scott	273/407
D392,687	S	*	3/1998	Wilson, Sr.	D21/302
D393,012	S	*	3/1998	Burns	D21/307
5,860,654	A	*	1/1999	Jacobs	273/407
D425,135	S	*	5/2000	Quiring	D21/302
D455,461	S	*	4/2002	Huang	D21/307
6,659,467	B2	*	12/2003	Ross	273/407
D600,286	S	*	9/2009	Pruitt	D21/303
7,644,927	B2	*	1/2010	Law	273/407

* cited by examiner

Primary Examiner — Prabhakar Deshmukh

(74) *Attorney, Agent, or Firm* — McKee, Voorhees & Sease

(57) **CLAIM**

I claim the ornamental design for a target, substantially as shown and described.

DESCRIPTION

FIG. 1 is a perspective view of a target showing my new design;

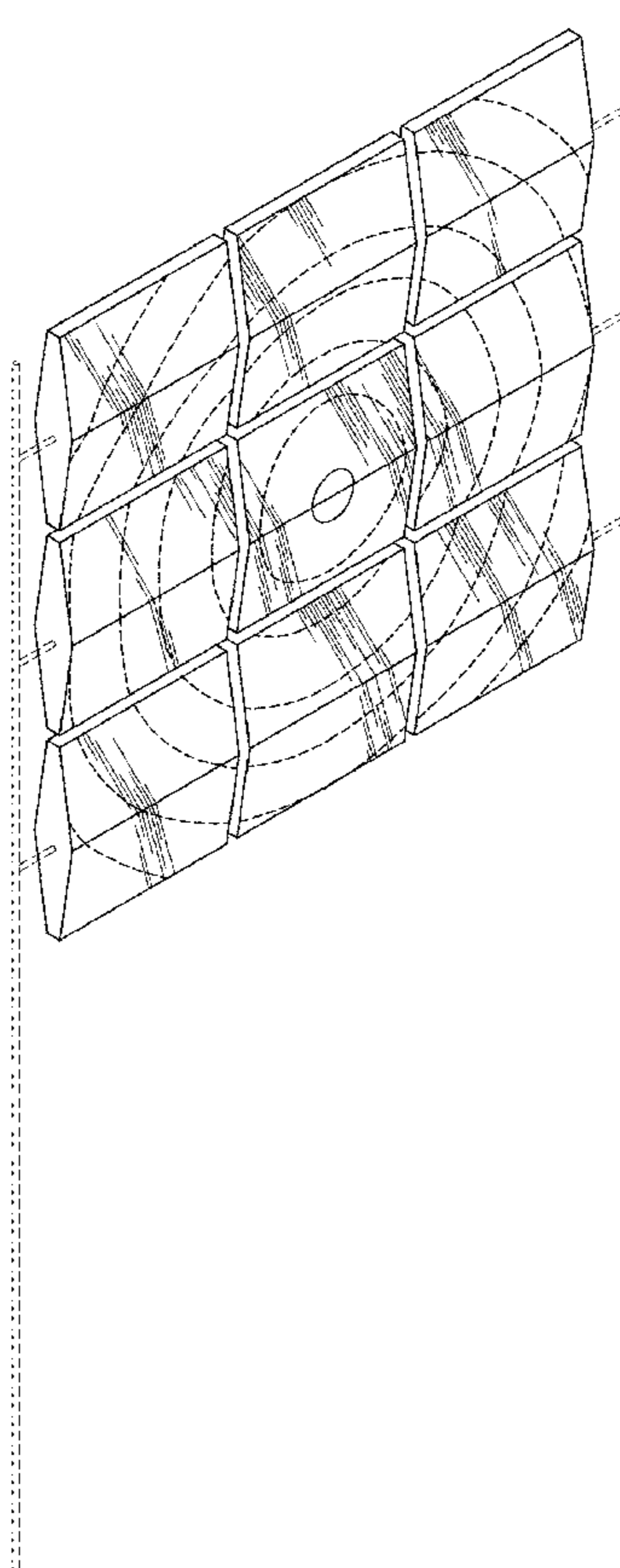
FIG. 2 is a front elevation view thereof;

FIG. 3 is side elevation view thereof; and,

FIG. 4 is a top plan view thereof.

The broken lines indicate environment and form no part of the claimed design.

1 Claim, 2 Drawing Sheets



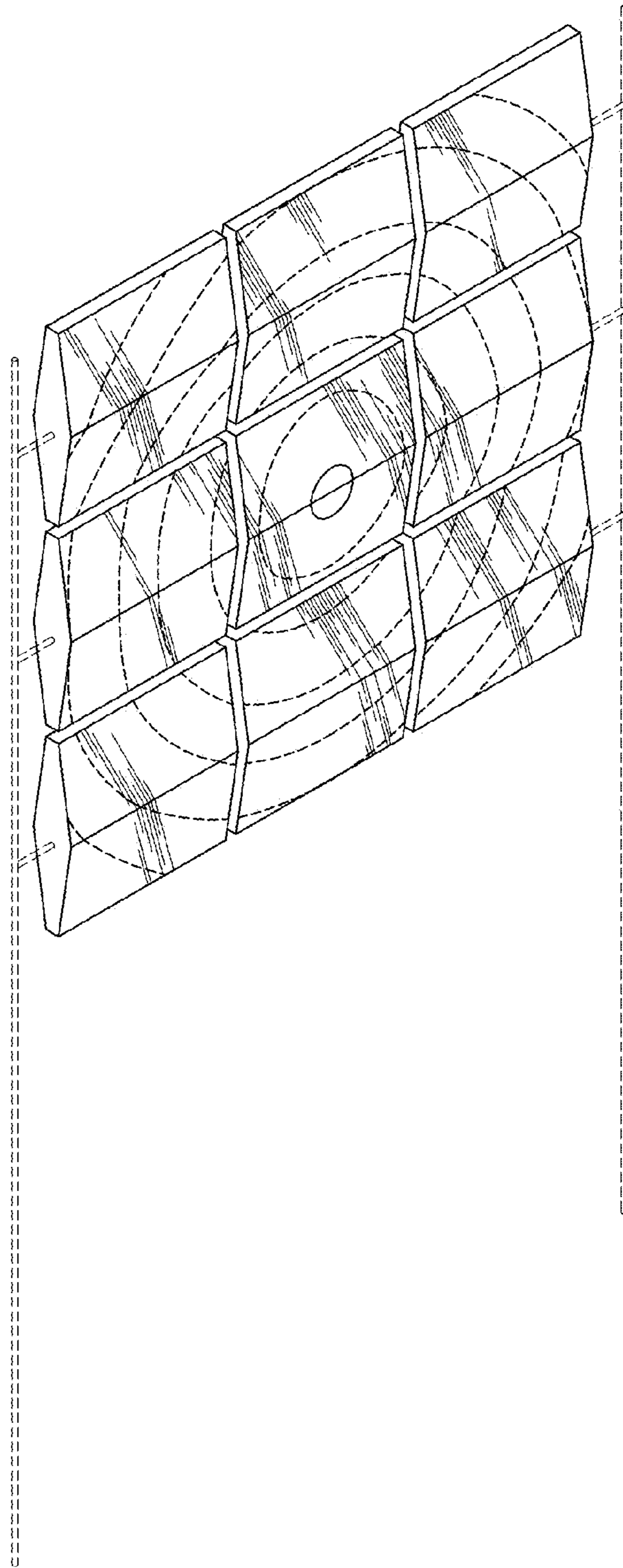


Fig. 1

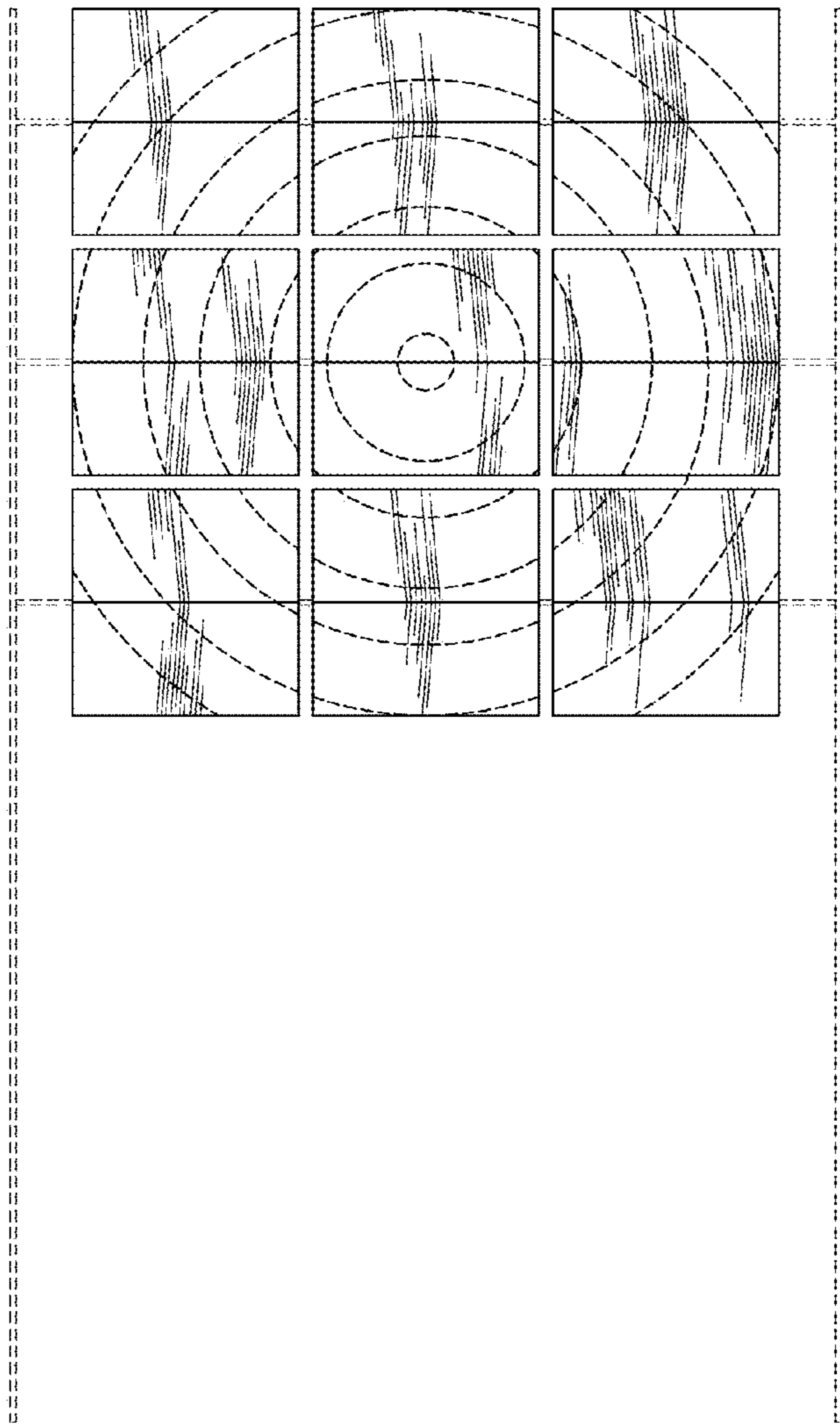


Fig. 2



Fig. 3




Fig. 4