



US00D720013S

(12) **United States Design Patent**
Ishiwata

(10) **Patent No.:** **US D720,013 S**

(45) **Date of Patent:** **** Dec. 23, 2014**

(54) **CRAYON**

(71) Applicant: **Kabushiki Kaisha Privée A. G.**, Tokyo (JP)

(72) Inventor: **Eiji Ishiwata**, Chiba (JP)

(73) Assignee: **Privée A. G. Kabushiki Kaisha**, Tokyo (JP)

(**) Term: **14 Years**

(21) Appl. No.: **29/455,716**

(22) Filed: **May 23, 2013**

(30) **Foreign Application Priority Data**

Nov. 27, 2012 (JP) 2012-28936

(51) **LOC (10) Cl.** **19-06**

(52) **U.S. Cl.**
USPC **D19/182**

(58) **Field of Classification Search**
CPC A61G 1/00; B43K 23/016; B43K 19/02;
B43K 19/14; C09D 13/00
USPC D14/411; D19/115-186, 194, 912, 914,
D19/923; 24/11 R, 11 F, 11 P; 401/52, 99,
401/109, 192, 195, 196; 206/457; D7/37,
D7/66

See application file for complete search history.

(56) **References Cited**

U.S. PATENT DOCUMENTS

D60,947 S * 5/1922 Patrich D24/194
D226,400 S * 2/1973 Joski D5/16
D255,150 S * 5/1980 Woon D5/37
D255,151 S * 5/1980 Woon D5/37
4,547,001 A * 10/1985 Stitt 283/81

D310,718 S * 9/1990 Robison D24/194
5,756,166 A * 5/1998 Shinohara 428/24
D421,055 S * 2/2000 Gootnick D19/57
D446,819 S * 8/2001 Caloia et al. D20/22
D470,194 S * 2/2003 Manville D21/496
D506,875 S * 7/2005 Del Solar D5/37
D595,965 S * 7/2009 Kim et al. D5/37
D597,648 S * 8/2009 Heflin, III D23/367
D602,227 S * 10/2009 Zeilinger D1/199
D607,176 S * 1/2010 Roskam D1/115
D639,567 S * 6/2011 Lee D5/58
D654,705 S * 2/2012 Goodman et al. D6/323
D659,325 S * 5/2012 Davis D32/43
D681,308 S * 5/2013 Firsing-Paris D1/105
D693,888 S * 11/2013 Webster D21/490
D694,022 S * 11/2013 Olson et al. D5/37
D697,676 S * 1/2014 Hansen D30/121
D699,903 S * 2/2014 Singer D30/159
2008/0159803 A1 * 7/2008 Bouveresse 401/34

* cited by examiner

Primary Examiner — Elizabeth Albert

(74) *Attorney, Agent, or Firm* — Rabin & Berdo, P.C.


(57) **CLAIM**

The ornamental design for a crayon, as shown and described.

DESCRIPTION

FIG. 1 is a perspective view of a crayon;
FIG. 2 is a front view thereof;
FIG. 3 is a rear view thereof;
FIG. 4 is a top plan view thereof;
FIG. 5 is a bottom view thereof;
FIG. 6 is a right side view thereof;
FIG. 7 is a left side view thereof;
FIG. 8 is another front view thereof; and,
FIG. 9 is a cross-sectional view thereof taken along the line 9-9 in FIG. 8.

1 Claim, 9 Drawing Sheets






FIG. 1




FIG. 2




FIG. 3

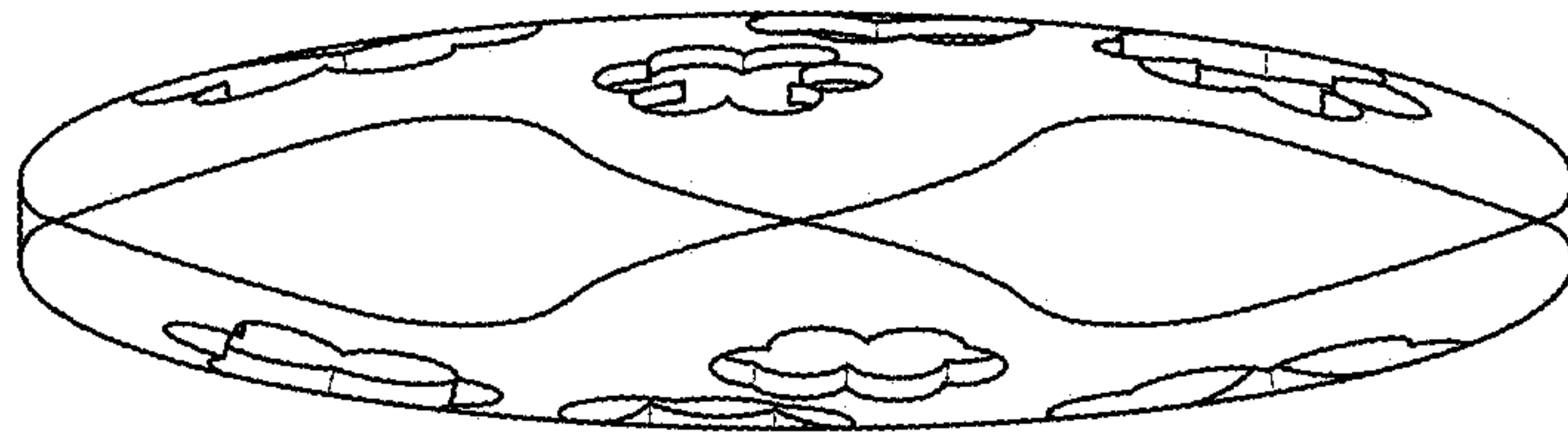


FIG. 4

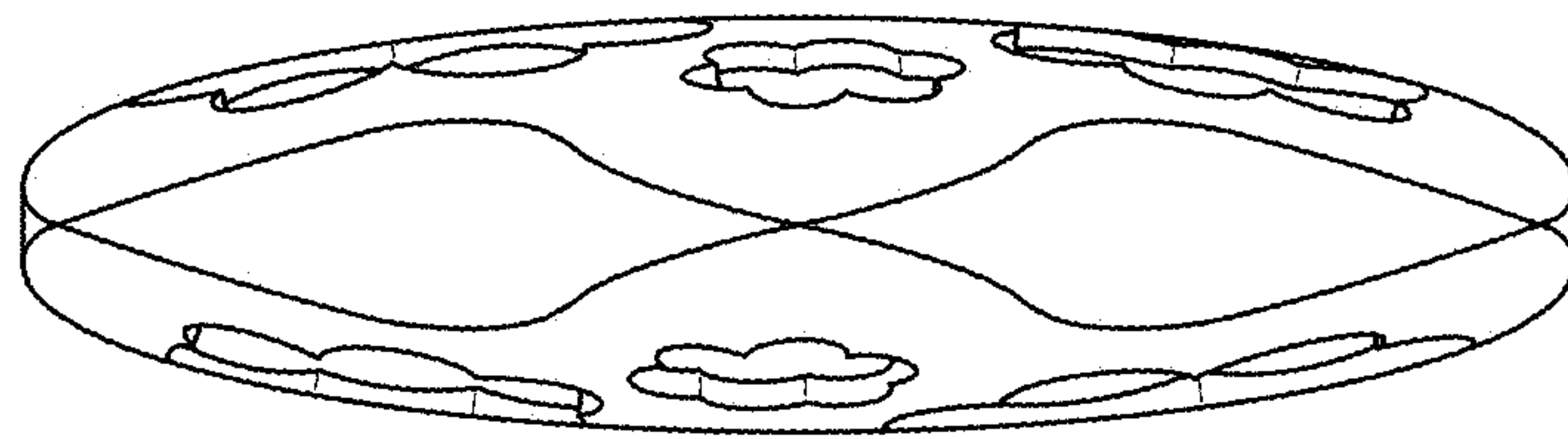


FIG. 5

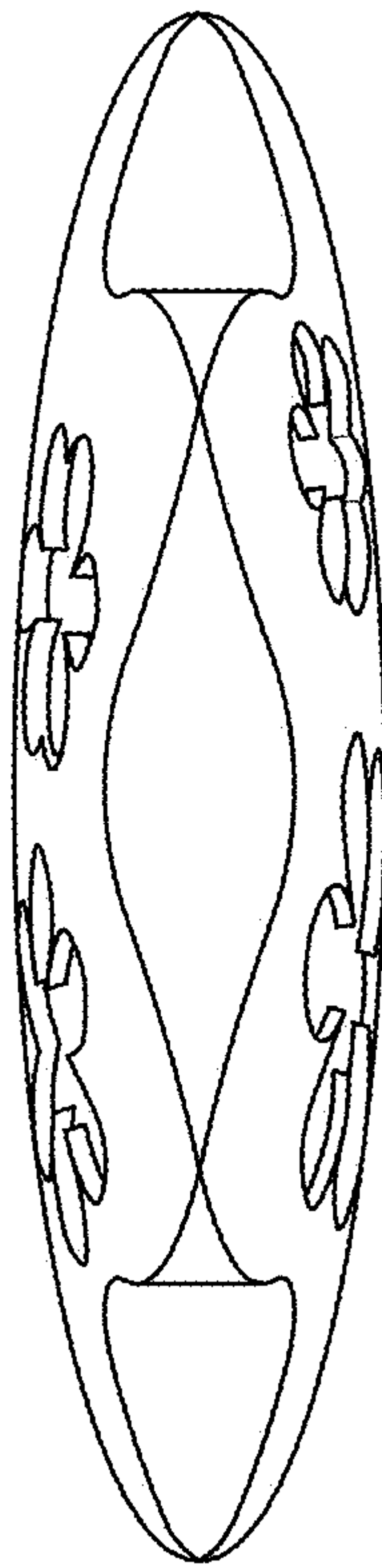


FIG. 6

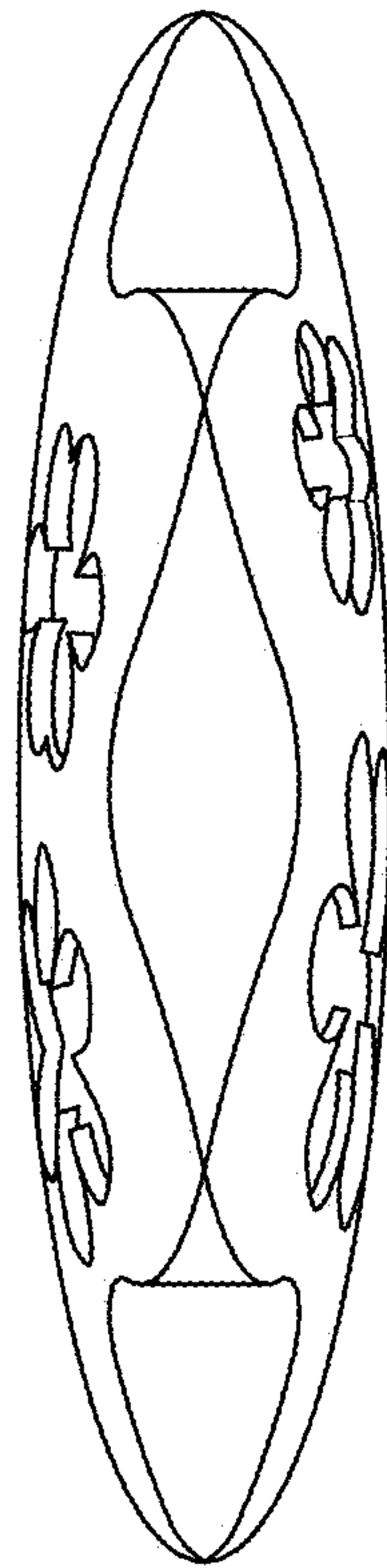


FIG. 7

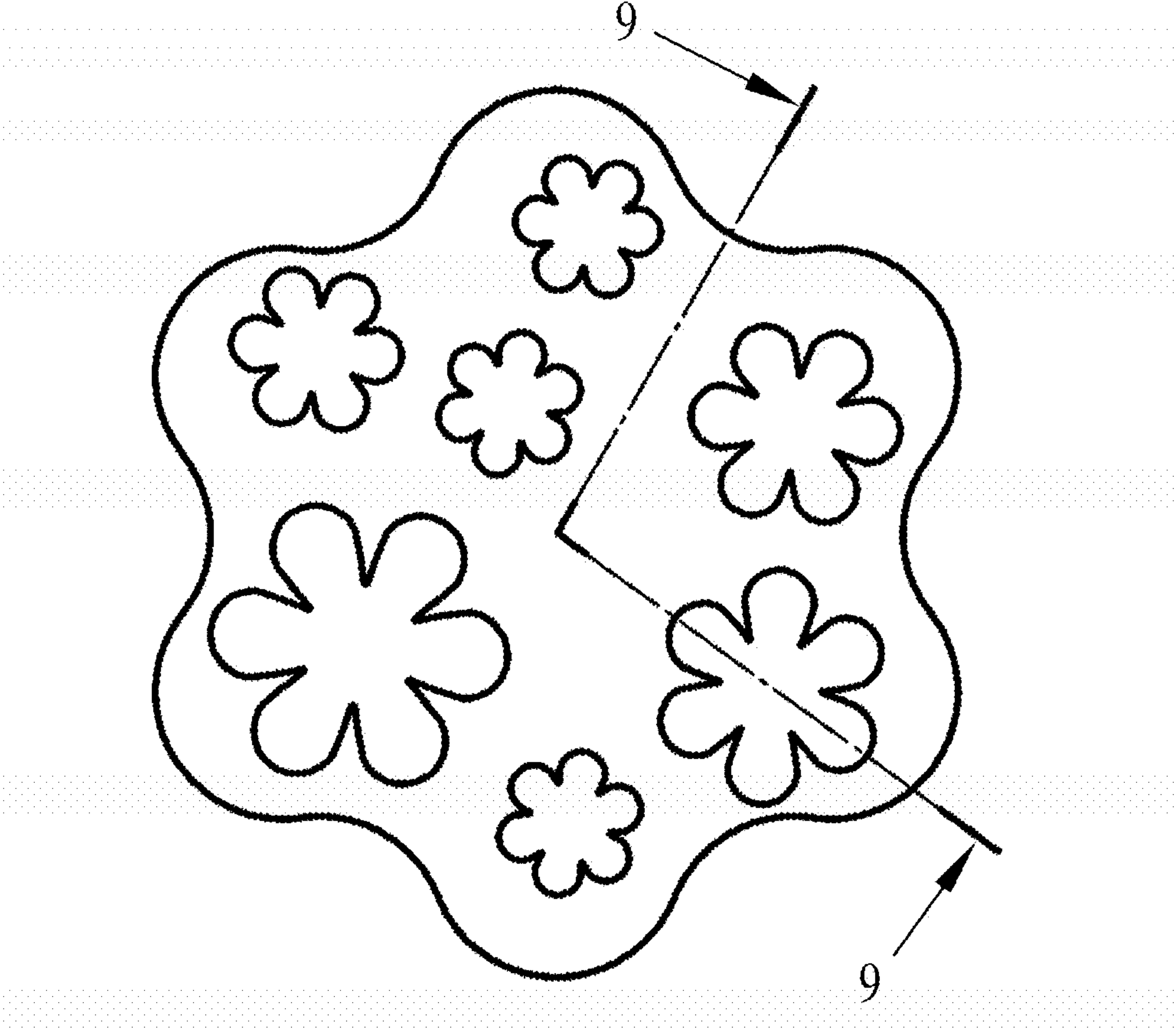


FIG. 8




FIG. 9